

**MISSION TRAINING PLAN
FOR
SUPPLY COMPANY,
AVIATION SUPPORT BATTALION,
DIGITIZED DIVISION**

AUGUST 2004

DISTRIBUTION RESTRICTION: Approved for public release; distribution is unlimited.

**HEADQUARTERS
DEPARTMENT OF THE ARMY**

**This publication is available at
Army Knowledge Online
www.us.army.mil**

**MISSION TRAINING PLAN
SUPPLY COMPANY,
AVIATION SUPPORT BATTALION, DIGITIZED DIVISION**

CONTENTS

	PAGE
Preface	iii
Chapter 1	
Unit Training	1-1
1-1 GENERAL	1-1
1-2 SUPPORTING MATERIAL	1-1
1-3 CONTENTS	1-2
1-4 MISSIONS	1-2
1-5 PRINCIPLES OF TRAINING	1-3
1-6 TRAINING STRATEGY	1-3
1-7 CONDUCTING TRAINING	1-4
1-8 FORCE PROTECTION (RISK MANAGEMENT AND SAFETY)	1-4
1-9 ENVIRONMENTAL PROTECTION	1-11
1-10 EVALUATION	1-11
1-11 FEEDBACK	1-12
Chapter 2	
Training Matrixes	2-1
2-1 GENERAL	2-1
2-2 MISSION-TO-COLLECTIVE-TASKS MATRIX	2-1
Chapter 3	
Mission Outline	3-1
3-1 GENERAL	3-1
3-2 MISSION OUTLINE	3-1
Chapter 4	
Training Exercises	4-1
4-1 GENERAL	4-1
4-2 FIELD TRAINING EXERCISE	4-1
4-3 SITUATIONAL TRAINING EXERCISE	4-1
4-4 SAFETY	4-1
4-5 VISUALIZATION	4-2
Chapter 5	
Training and Evaluation Outlines	5-1
5-1 INTRODUCTION	5-1
5-2 STRUCTURE	5-1
5-3 FORMAT	5-1
5-4 USE	5-2

DISTRIBUTION RESTRICTION: Approved for public release; distribution is unlimited.

***This publication supersedes ARTEP 63-386-30-MTP, 30 November 1999.**

	PAGE
Chapter 6	External Evaluations 6-1
	6-1 INTRODUCTION 6-1
	6-2 PREPARING THE EVALUATION 6-1
	6-3 SELECTING THE OBSERVER CONTROLLERS 6-6
	6-4 TRAINING THE OBSERVER CONTROLLERS 6-6
	6-5 SELECTING AND TRAINING THE OPFOR..... 6-7
	6-6 CONDUCTING THE EVALUATION 6-8
	6-7 RECORDING EXTERNAL EVALUATION INFORMATION 6-9
	6-8 CONDUCTING THE AFTER ACTION REVIEW 6-10
Appendix A – Combined Arms Training Strategy	A-1
Appendix B – Battlefield Operating Systems.....	B-1
Glossary	Glossary-1
References.....	References-1
Feedback	

PREFACE

This mission training plan (MTP) provides the Headquarters and Supply Company Commander and Training Non-Commissioned Officer with a task-based, event-driven training strategy to enable the unit to accomplish its operational missions during stability and support operations (SASO), small scale contingencies (SSC), or major theaters of war (MTW). While MTPs may not cover unit contingency plans, this document includes tasks to meet the Army force projection mission and includes tasks related to deployment, relocation of the unit to a new operating site, establishment of logistics operational areas, multifunctional logistics support operations, LOGPAC operations, base defense, and redeployment operations.

This MTP applies to the Headquarters and Supply Company (TOE 63386F000), Aviation Support Battalion. The Headquarters and Supply Company provides direct and habitual supply support to the Aviation Brigade, ASB subordinate and attached units, and the Division Cavalry Squadron. The Supply Company consists of two platoons: Supply Platoon and Class III and V Platoon. The unit provides receipt, issue, and limited storage of Class I, II, III, IV, V, VII, and IX (common and air) items in support of the Aviation Brigade, ASB subordinate units, and the Division Cavalry Squadron. The company provides supply support through a combination of unit distribution (Class III and V to Attack Battalions and Cavalry Squadron) and supply point distribution of all classes of supply to supported units. Field maintenance (unit and direct support) is provided to the Supply Company by the Ground Maintenance Company.

Combat service support (CSS) concepts and organizations reflect a paradigm shift from a supply-based CSS system of the Army of Excellence (AOE) to an advanced distribution-based structure. Technology makes this shift possible. A distribution-based system eliminates most stockpiles, substituting velocity for mass. Logisticians use computers to control the destination, speed, and volume of the distribution system. With in transit visibility (ITV), total asset visibility (TAV), advanced materiel management, and advanced decision support system technology, logisticians will have access and visibility over all of the items within the distribution pipeline.

Battle Command, Brigade and Below (FBCB2) is a digital Battle Command Information System that provides on the move, real-time, and near real-time information to brigade combat, combat support, and combat service support leaders and soldiers. FBCB2 at the weapon system level interfaces with FBCB2 within the Supply Company and provides situational awareness on every weapon system platform within the Aviation Brigade and Cavalry Squadron as well as access to the Tactical Internet. The FBCB2 system interfaces with the Army Battle Command System (ABCS) at the brigade level. The integration of all Battlefield Operating Systems information provides significant tactical and operational advantage.

Standards for executing the tasks are described in the training and evaluation outlines (T&EOs). Standards were developed to meet the Total Army requirement. To meet mission-essential requirements, commanders may wish to make standards more stringent. The intent of this publication is not to deny the commander that flexibility.

The proponent of this publication is HQ TRADOC. Submit changes for improving this publication on DA Form 2028 (Recommended Changes to Publications and Blank Forms). Also, provide feedback by completing DA Form 7507 (ARTEP Mission Training Plan User Feedback) located at the back of the MTP. Forward the appropriate form(s) to Commander, United States Combined Arms Support Command, ATTN: ATCL-A, 401 1st Street, Suite 229, Fort Lee, Virginia 23801.

Unless otherwise stated, masculine nouns and pronouns refer to both women and men.

Chapter 1

Unit Training

1-1. GENERAL. This mission training plan (MTP) provides the commander and leaders with guidance on how to train the unit's key missions. Specific details of the unit training program depend on:

- a. Unit's mission essential task list (METL).
- b. Chain of command training directives and guidance.
- c. Training priorities of the unit.
- d. Availability of training resources and areas.

1-2. SUPPORTING MATERIAL. This MTP describes a critical mission-oriented unit training program that is part of the next higher echelon's training program. This unit's training program consists of:

- a. ARTEP 63-385-MTP indicates the relationship of the next higher headquarters training program to the unit's training program.
- b. The soldier training publications (STPs), consisting of soldiers' manuals (SMs) and trainers' guides (TGs) for each military occupational specialty (MOS) authorized in the table of organization and equipment (TOE) for the unit.
- c. The soldiers' manuals of common tasks (SMCTs).
- d. Army Officer Foundation System (OFS) manuals for company grade officers.

Figure 1-1 illustrates the relationship of these supporting materials.

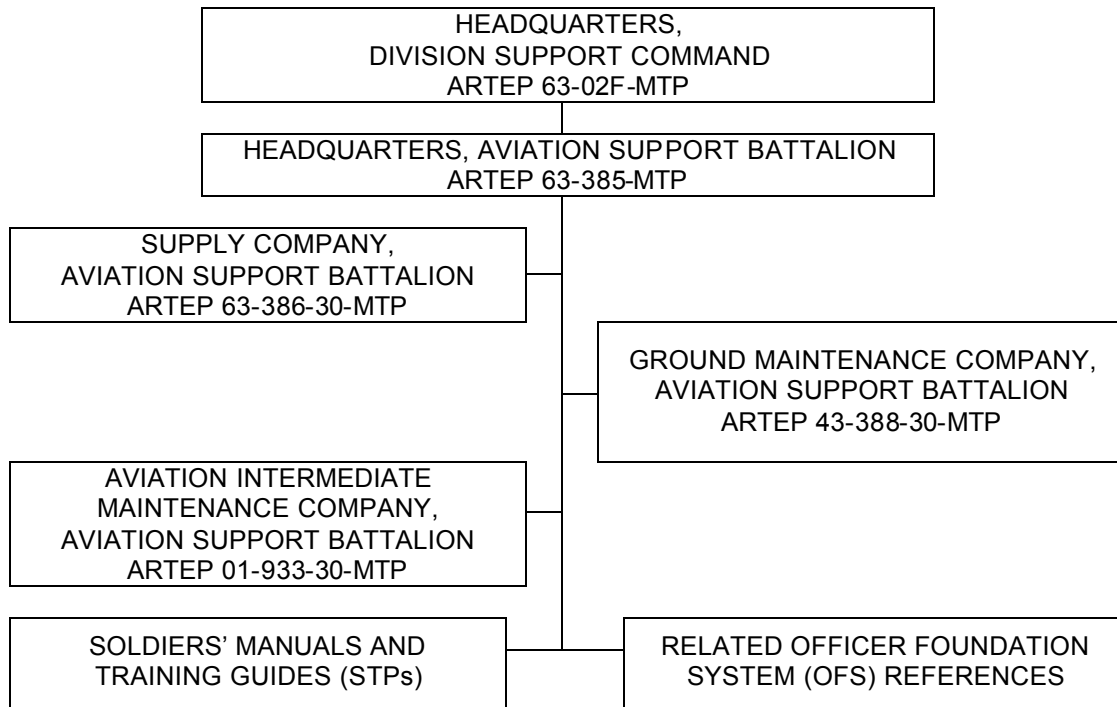


Figure 1-1. MTP Echelon Relationship Diagram

1-3. CONTENTS. This MTP is organized into six chapters and five appendices:

- a. Chapter 1, Unit Training, provides the explanation and organization of this MTP. This chapter explains how to use this MTP in establishing an effective training program.
- b. Chapter 2, Training Matrixes, shows the relationship between missions and collective tasks.
- c. Chapter 3, Mission Outline, presents a graphic portrayal of the relationship between missions and their subordinate tasks.
- d. Chapter 4, Training Exercises, consists of a field training exercise (FTX) and supporting situational training exercises (STXs). This chapter provides training information and a preconstructed scenario for each exercise. These exercises can serve as part of an internal or external evaluation and may be modified to suit the training needs of the unit.
- e. Chapter 5, Training and Evaluation Outlines (T&EOs), provides the training and evaluation criteria for tasks that the unit must master to effectively perform its mission. Each task has a training and evaluation outline that identifies task steps, performance measures, and individual and leader tasks. Selected combinations of missions and their tasks comprise the training exercises in Chapter 4. Note: Some task steps within the T&EO may require modifications based on the digitized or analog equipment available to your unit.
- f. Chapter 6, External Evaluations, explains how to evaluate training and assess evaluation results. It includes sample worksheets, summary sheets, and evaluation scenarios.
- g. Appendix A, Combined Arms Training Strategy.
- h. Appendix B, Battlefield Operating Systems.

1-4. MISSIONS. This MTP covers the specified missions found in the TOE and implied missions that this unit must perform in order to accomplish them. The critical wartime mission is Provi de Supply Support. The commander may supplement these missions with his/her own. The following is a listing of missions for this unit:

- a. Missions.
 - (1) 63-2-E0020 Deploy Company Level Unit.
 - (2) 63-2-E0021 Relocate Company Level Unit.
 - (3) 63-2-E0022 Establish Company Level Area.
 - (4) 42-2-E0032 Receive, Store, and Issue Class I, II, III, IV, V, VII, and IX.
 - (5) 63-2-E0025 Defend Assigned Area.
 - (6) 63-2-E0026 Redeploy Company Level Unit.

b. Each of these missions may be trained individually or jointly with other missions. Training is based on the criteria described in the T&EOs. Several T&EOs can be trained as an STX. Various combinations of STXs can be used to develop an FTX for the unit to practice its entire mission responsibility. Several STXs can be developed into an external evaluation designed by the next higher echelon to evaluate the unit's ability to perform multiple missions under stress in a realistic environment.

c. Leader tasks that support the unit's missions are trained through STP and Officer Foundation System (OFS) training, battle simulations, and execution of the unit's missions.

d. Individual tasks that support collective tasks are mastered by training to standards listed in the appropriate STP.

1-5. PRINCIPLES OF TRAINING. This MTP is based on the training principles found in FM 7-0 and FM 7-1. For further information, see Paragraph 1-7 below.

1-6. TRAINING STRATEGY. The training program developed and executed by a unit to train to standards in its critical missions is a component of the Army's Combined Arms Training Strategy (CATS). The purpose of the CATS is to provide direction and guidance on how the total Army trains and identifies the resources required to support that training. CATS provides the tools that enable the Army to focus and manage training in an integrated manner. Central to the CATS is a series of proponent-generated unit and institutional strategies that describe the training and training resources required to train to standard.

a. The unit training strategies central to CATS provide the commander with a descriptive "menu" for training reflecting that while there is an optimal way to train to standard, it is unlikely that all units in the Army have the exact mix of resources required to execute an optimal training strategy.

b. A unit's training strategy is composed of three separate training strategies. When integrated with the training tasks found in the MTP, they form a comprehensive and focused training strategy that allows the unit to train to standard. The elements of a unit's training strategy are:

(1) Combined Arms Training Strategy. CATS is intended to provide a set of recommended training frequencies for key training events in a unit and depict those resources required to support the training events. (See Appendix C for a more detailed discussion of CATS.)

(2) Gunnery Strategy. The gunnery strategy is built around weapon systems found in the unit, provides an annual training plan, and depicts resources required to support weapons training. Data for the gunnery strategy comes from the Standards in Training Commission (STRAC) manual or appropriate field manual (FM).

(3) Soldier Strategy. The soldier strategy provides an annual plan for training and maintaining skills at the individual level and lists the resources required to train a soldier.

c. A critical element in the unit training strategy is the identification of critical training gates. Critical training gates are defined as training events that must be conducted to standard before moving on to a more difficult or resource intensive training event or task. Training gates follow the crawl, walk, run training methodology. For instance, if the unit training strategy calls for conducting an FTX and an STX has been identified as a critical training gate for the FTX, the training tasks contained in the STX must be trained to standard prior to conducting the FTX. Standards for all tasks must be clearly defined so the trainer can assess the preparedness of his soldiers, or unit(s), to move on to more complex training events. The provision for critical training gates recognizes that the unit's METL and the commander's assessment of his unit's training status will determine the selection and timing of the collective training exercises in a specific unit's training strategy.

d. When developing the unit's training plan, the commander identifies the training tasks from the MTP required to train his METL.

1-7. CONDUCTING TRAINING. This MTP is designed to facilitate the planning, preparation, and conduct of unit training as explained in FM 7-0 and FM 7-1.

a. The commander assigns the missions and tasks for training based on his METL and the training guidance from the next higher headquarters. Trainers must plan and execute training in support of this guidance.

b. The commander reviews the mission outline in Chapter 3 to determine whether the FTX and STXs provided will support, or can be modified to support, the senior commander's guidance. If they do not support the guidance or need to be modified, refer to the matrix in Chapter 2. The matrix provides a listing of collective tasks that must be mastered to perform the mission.

c. The commander and subordinate leaders must prioritize the tasks that need training. Because there is never enough time to train everything, training must orient on the greatest challenges and most difficult sustainment skills.

d. The commander integrates training tasks into the training schedule by the following:

- (1) List the tasks in the priority and frequency they need to be trained.
- (2) Determine the amount of time required and how he can best use multi-echelon training.
- (3) Determine training location(s).
- (4) Determine training responsibilities and subordinate leader involvement.
- (5) Organize his requirements into blocks of time and training vehicles.

e. The commander must approve the list of tasks to be trained and schedule them on the unit training schedule.

f. The commander must determine the equipment, supplies, personnel, facilities, and other resources needed to conduct the training.

g. The commander must keep subordinate leaders informed and oversee their training. The training standards must be rigidly enforced.

1-8. FORCE PROTECTION (RISK MANAGEMENT and SAFETY). Leaders must understand the importance of using risk management and safety programs in conserving combat power and resources. These are not add-on features to the decision making process but rather fully integrated elements of planning and executing operations, to include training events. Factors which impact on the accidental losses experienced in operations include: an ever-changing operational environment; the effects of fast-paced, high operational tempo (OPTEMPO) and high personnel tempo (PERSTEMPO) on unit and human performance; equipment failure and support failure; and the effects of the physical environment. Training events may mimic some of the characteristics of a wartime environment, and leaders will be challenged by the uncertainty, ambiguity, and friction which create both opportunities and hazards.

a. Risk management is the process of identifying, assessing, and controlling risks arising from operational factors and making decisions that balance risk costs with mission benefits. It is fundamental in developing confident and competent leaders and units. Risk is characterized by both the probability and severity of a potential loss that may result from hazards due to the presence of an enemy, an adversary, or some other hazardous condition. The risk management process acts to conserve combat power and resources. Managing risk requires educated judgment and professional competence. Risk management is a way to put more realism into training without paying the price in deaths, injuries, or damaged equipment. Both leaders and staff manage risk. The staff seeks to identify hazards associated

with their areas of expertise, and recommend controls to reduce the risk. Leaders and individual soldiers become the assessors for ever-changing hazards such as those associated with environment (weather; visibility; contaminated items, air, water and soil), equipment readiness, individual and unit experience, and fatigue. Leaders advise the chain of command on risks and risk reduction measures. In accordance with FM 100-14, *Risk Management*, the basic principles that provide a framework for implementing the risk management processes are:

- (1) Integrate risk management into mission planning, preparation, and execution. This requires the ongoing identification and assessment of hazards and risks. Leaders and staffs integrate control measures into plans and estimates and implement those controls continuously.
- (2) Make decisions at the appropriate level in the chain of command. Leaders and subordinates are provided the guidance necessary to determine what level and types of risk are to be managed at what level of command.
- (3) Accept no unnecessary risk. Commanders, at the appropriate level and with consideration of the impact of available controls, analyze the residual risks against mission expectations. The commander alone accepts risks only if the benefits outweigh the potential costs or losses.
- (4) Observe regulatory restrictions and guidelines. Risk controls required by law, such as life safety and fire protection codes, physical security, transport and disposal of hazardous materials, and storage of classified material, will be enforced.

b. Risk management is a five-step cyclic process that is easily integrated into the decision-making process outlined in FM 6-0. The five steps are:

- (1) Identify Hazards. Identify the probable hazards for the missions. A hazard is an actual or potential condition where exposure to the hazard can result in injury, illness, or death to personnel; damage or loss of equipment or property; degradation to the mission. The factors of METT-TC provide a sound framework for identifying hazards.
- (2) Assess Hazards. Examine each hazard in terms of the probability and the severity of the potential outcomes to determine the risk level that can result from exposure to the hazard. The end result is an estimate of risk from each hazard and an estimate of the overall risk from hazards that cannot be eliminated.
- (3) Develop Controls and Make Risk Decisions. Controls fall into three basic categories – educational controls, physical controls and avoidance. These controls must be effective, and to be effective they must be suitable, feasible, and acceptable. After the controls are developed and accepted, the leader determines the residual risk for each hazard and the cumulative effect of residual risks on the mission. Weigh the risk against the benefits of performing the operations and make the risk decision. Accept no unnecessary risks and make any residual risk decisions at the proper level of command. Apply the Appendix from FM 100-14.
- (4) Implement Controls. Integrate specific controls into plans, OPLANs, OPORDs, SOPs, and rehearsals. Communicate controls to the individual soldier, augmentation personnel to include personnel that are authorized contractors, Non-Governmental Organizations (NGOs), Private Volunteer Organizations (PVOs), and media.
- (5) Supervise and Evaluate. Ensure that subordinates understand how to execute risk controls, and supervise to ensure standards and controls are enforced. Determine the effectiveness of controls in reducing the probability and effect of hazards. Develop the lessons learned, and disseminate the findings.

c. Safety also is a component of force protection. Safety protects the force and preserves resources through accident prevention and risk management. Commanders, leaders, and soldiers use risk assessment and management to tie force protection into the mission. Risk management assigns responsibility, institutionalizes the commander's review of operational safety, and leads to decision making at a level of command appropriate to the risk. The objective of safety is to help units protect combat power through accident prevention, which enables units to win fast and decisively with minimum losses. A good accident prevention program requires the ongoing review of unit operations and training during planning, preparation, execution, and follow-up to detect hazards and recommend controls and methods of preventing injury to personnel and damage to equipment and the environment. Eliminate hazards on a "worst first" basis. When safety is fully integrated in a unit, soldier errors, equipment breakdowns, and other negative effects are minimized. Performing to standard is one of the key steps in preventing accidents. Safety is an integral part of all combat operations and begins with readiness. Readiness depends on a unit's ability to perform its mission essential task list (METL) to standard.

d. Safety demands involvement of the total chain of command in planning, preparing, executing, and evaluating training. The chain of command responsibilities include:

(1) Commanders, who must:

- (a) Seek optimum, not adequate, performance.
- (b) Specify the risk acceptable to accomplish the mission.
- (c) Select risk reductions provided by staff.
- (d) Accept or reject residual risk, based on the benefit to be derived.
- (e) Train and motivate leaders at all levels to effectively use risk

management concepts.

(2) Staff, who must:

- (a) Assist in assessing risks and developing risk reduction options for
- (b) Integrate risk controls in plans, orders, METL standards, and
- (c) Eliminate unnecessary safety restrictions that diminish training

training.

performance measures.

effectiveness.

- (d) Assess safety performance during training; evaluate safety performance during after action reviews (AARs).

(3) Subordinate leaders, who must:

- (a) Apply consistently effective risk management concepts and methods to
- (b) Report risk issues beyond their control or authority to their superiors.

operations.

(4) Individual soldiers, who must:

- (a) Report unsafe conditions and act to correct the situation when possible.
- (b) Establish a buddy system to keep a safety watch on one another.

- (c) Take responsibility for personal safety.
 - (d) Work as a team member.
 - (e) Modify their own risk behavior.
- e. Accident prevention requires that units and individuals observe the following guidance:
- (1) Train for the task.
 - (2) Beware of overconfidence.
 - (3) Don't play around.
 - (4) Be attentive, incorporate rest breaks, and avoid overtired status.
 - (5) Check equipment and fully perform PMCS.
 - (6) Use equipment and tools correctly.
 - (7) Be physically capable for the task.
 - (8) Know how to safely perform the task. Develop good habits.
 - (9) Promote a safety conscious attitude.

f. Death, serious injury, damaged or destroyed equipment and the loss of mission capability may result if personnel fail to observe safety precautions. The first five areas listed below account for more than half of all Army accidents during combat and tactical operations. Potential safety hazards are found in, but are not limited to, the following areas:

(1) **Vehicle Operations.** Factors involve excessive speed, weather, traffic conditions, recklessness, fatigue, unfamiliarity with roads and untrained and inexperienced drivers. Ground guides are mandatory during movement in bivouac and assembly areas, when backing and during periods of limited visibility. Failure to correctly do preventive maintenance, especially for brakes and lights, contribute to accidents as well.

(2) **Sports and Recreation.** Drowning is the leading cause of fatalities in this category. Basketball and touch football are the largest contributors to injury, usually due to lack of supervision and playing by "combat rules". While these accidents typically are not severe, they do reduce the effectiveness of a soldier.

(3) **Material Handling.** These accidents occur when an object is too large or heavy to handle for the individual(s) attempting to move it, or when trying to move material when visibility is obstructed/impaired. Results include muscle and back injury, crushing of personnel and equipment, and miscellaneous damage to dropped loads. Additional injuries occur when steel banding, cut under tension, snaps free and whips into personnel. Leather gloves and face shields are required. Overconfidence in one's ability, a lack of planning and fatigue are contributing factors to accidents. Turn all vehicles off when loading, practice safe lift techniques (using the leg muscles not the back), and stay within load limits for MHE, slings, racks and platforms, and individual lift capabilities. Remove loose clothing, ID tags, and jewelry to prevent being dragged into moving parts. Hazardous materials must be so marked, the Material Safety Data Sheets (MSDS) readily available, and the Hazardous Release emergency plan be well rehearsed, to include communications of the danger.

(4) Maintenance. The accidents are as diverse as the tasks; failure to follow procedures, improper use of tools, personal fatigue, and prolonged exposure to hazardous conditions (exhausts, burns from contact with both hot and extremely cold surfaces, chemical products and fumes, high voltage, debris driven by compressed air, welding arc, jewelry caught in machinery) are common factors. Electricity is unlike most other dangers because it gives no warning, has no symptoms, and its effects are immediate. It can cause severe burns, unconsciousness, nerve and brain injury, and death. Remove power and prevent accidental reconnections before any maintenance is done on electrical equipment. Never initiate a rescue until all power is confirmed to be off.

(5) Tactical Parachuting. Poor parachute landing falls (PLFs) usually cause the injuries, but fatalities are often due to weather related loss of control.

(6) Ammunition and Explosives. Mishandling, disassembly, unauthorized use and improper storage of ammunition and explosives result in fewer accidents but more fatalities per incident. This category includes explosive souvenirs taken from battlefields or ranges. Post training shakedown inspections are a must. Grenades have a killing radius that make it dangerous to both enemy and friendly forces; train and enforce standards.

(7) Field Expedients. The use of field expedient methods and materials are inherently more risky than standardized methods and approved materials. The need to consider them often traces back to inadequate planning or supply system problems. Be suspicious of shortcuts.

(8) Field Heaters, Stoves and Engines. Combustion systems must be shut off before refueling. Only authorized fuels should be provided and used. Improper use generates flash fires and poisonous accumulation of fumes. Carbon monoxide occurs in the exhaust fumes of burning heaters and internal combustion engines. A lethal, odorless, and colorless gas, carbon monoxide exposure produces symptoms of headaches, dizziness, loss of muscular control, sleepiness, and coma. Brain damage or death can result from heavy exposure. The chemical/biological mask will not protect you from carbon monoxide poisoning.

(9) POL and Solvent Storage and Handling. Petroleum, Oil and Lubricants (POL) handlers must be well trained and supervised to prevent catastrophic injury to both personnel and equipment, especially in storage and transfer operations. Static discharge grounding procedures must be rigorously applied. Fuel and solvents are flammable and caustic to skin and eyes, and toxic in the respiratory tract. Injuries include possible nerve damage, cancer, organ failure, birth defects as well as skin irritation and eye damage. Absolute adherence to environmentally sound disposal techniques is required. Protective Clothing and Equipment (PCE) must be issued and used while handling these products. Skin/eye protection is required. Avoid repeated/prolonged contact. Use only in well ventilated areas. Keep away from open flames or other sources of ignition. The flash point of dry cleaning solvent P-D 680 Type III is 138 degrees F. Clothing can become flammable if soaked with these products. Post FUEL FLAMMABLE/NO SMOKING signs around the area. Suitable fire extinguishers must be present. Vapors can be highly explosive in a confined space.

(10) Soldier Fatigue. Soldiers suffering from sleep loss experience various symptoms of fatigue, including decreased coordination, narrowed attention span, and reduced adherence to standards of performance. Sleep plans are essential, and sleep areas must be controlled to prevent soldiers from being crushed by moving vehicles or being poisoned by fumes from idling motors.

(11) Water Operations. Plan very carefully; the risk of drowning and equipment loss is very significant during water operations. Weak swimmers should be paired with strong ones and monitored closely. Equipment should be secured and floated, not carried by individuals, across the water. Float devices and safety lines further moderate risk.

(12) Weapons. Accidents with weapons frequently occur when cleaning or clearing weapons, entering or exiting vehicles, or running with loaded rifles. Guidance for weapons handling and loading must be provided and strictly enforced. Weapons not essential for the current mission should not be loaded.

(13) Weather-related Casualties. Unit effectiveness is lost quickly through weather-related casualties such as heat stroke, frostbite, and hypothermia. The seriousness of the injury is related to a combination of temperature, air velocity, duration of exposure, moisture and individual status. Snow blindness is a burn of the retina caused by ultra violet light reflected off snow, and similar effects may be experienced in desert environments. Operating vehicles in extreme environments requires additional preparation and modification of driving techniques. Instruct soldiers in awareness, prevention and first aid for weather-related injuries, and for constant assessment of changing conditions. Catastrophic losses may be experienced as a result of tornado, hurricane, thunderstorm, and sheer winds. Individuals must seek shelter from flying debris, going to the lowest level possible within a structure or when out in the open. During electrical storms avoid wide open spaces, hills, isolated trees and towers, metal objects, power lines and wires, and water bodies.

(14) Electrical Shock. Death, injury and destruction of equipment are the potential results of electrical shock. Sources of electric shock range the gamut from static electricity, batteries, generator and communications equipment, power lines, and electrical storms. Cables, wires, antennas, metal objects, graphite, water and any wet material are good conductors of electricity. Fiberglass and rubber are good insulators. Use Ground Fault Circuit Interrupters (GFCI) and grounding rods designed and installed in accordance with the specific Technical Manual for the static discharge systems, generators, power distribution networks, and communication systems in use.

(15) Insects, Snakes and Poisonous Plants. Individual soldiers may experience significant discomfort and injury from adverse contact with wildlife. Death is possible, especially if the individual has an allergic reaction to the toxin. Each operational area will have its own specific threats, and the unit must coach its members to recognize, prevent contact and apply the appropriate first aid. Examples of threats include spiders, bees, wasps and hornets, snakes, scorpions, jellyfish, poison ivy, poison oak and poison sumac.

(16) Personal Hydration, Hygiene and Sanitation. Unit readiness is greatly dependent on individual soldier health, which requires observance of basic rules for fluid replacement and the prevention of germ transfer and incubation. Potable water only is used for drinking and personal washing. Handwash stations, with soap, must be available and used at communal latrines and before entering food service operations. Minor cuts and abrasions become major injuries if left unattended. Foot care is critical in wet-cold environments.

(17) Laser effects on visual performance have become a significant safety issue. Lasers exist as rangefinders, target designators, and to simulate live fire during force-on force exercises. Enemy forces have use of similar devices. Even at long distances, the laser devices can cause accidental or deliberate injury to the eye as the energy which enters through the iris can be concentrated and focused on the retina at 100,000 (one hundred thousand) times greater energy level. The range of injuries from lasers may be from tiny lesions in the back of the eye to severe burns affecting vast portion of the body. The actual injury depends on the type of laser and radiation spectrum generated the energy output of the laser, and the distance from the laser. At low energy levels, lasers may produce temporary reduction in visual performance in critical military tasks such as aiming weapons or flying aircraft. At higher energy levels, they may produce serious long-term visual loss to include permanent blindness. Critical skills such as map reading or driving may be impossible. Fear of suffering like injuries may cause psychological reactions from other unit members, further reducing the units ability to effectively carry out its mission. Some protection is available with use of the ballistic and laser protective system eyewear (B-LPS); however, these B-LPS screen only selected laser wavelengths, leaving the wearer vulnerable to other wavelengths. Additionally, the eyewear tint significantly limits the ability of the wearer to see in low light conditions. Exposure to laser radiation requires line-of-sight; therefore cover, concealment, or avoiding looking at a known or suspected laser threat is extremely effective for preventing injury. "Do

NOT look at the light.” Minimize the use of binoculars in areas known to have lasers in use; if scanning the battlefield, limit vulnerability by using one eye or monocular optics. The main symptom of laser injury is reduction in visual acuity (depending on the type of wavelength it may be immediate or time delayed from exposure); another symptom is pain. Cornea damage may appear as if chemical agents burned the tissue.

g. Fratricide prevention is a component of force protection and is closely related to safety. Fratricide is the employment of weapons, with the intent to kill the enemy or destroy his equipment that results in unforeseen and unintentional death, injury, or damage to friendly personnel or equipment. Fratricide is, by definition, an accident. Risk assessment and management is the mechanism with which the incidence of fratricide can be controlled. The primary causes are:

(1) Direct Fire Control Plan Failures. These occur when units fail to develop defensive and, particularly, offensive fire control plans.

(2) Land Navigation Failures. These result when units stray out of sector, report wrong locations, and become disoriented.

(3) Combat Identification Failures. These failures include gunners or pilots being unable to distinguish thermal and optical signatures near the maximum range of their sighting systems; and units in proximity mistaking each other for the enemy under limited visibility conditions.

(4) Inadequate Control Measures. Units fail to disseminate the minimum maneuver and fire support control measures necessary to tie control measures to recognizable terrain or events.

(5) Reporting Communication Failures. Units at all levels face problems in generating timely, accurate, and complete reports as locations and tactical situations change.

(6) Weapons Error. Lapses in individual discipline lead to gunnery errors, accidental discharges, mistakes with explosives and hand grenades, and similar incidents.

(7) Battlefield Hazards. Unexploded ordnance, unmarked or unrecorded minefields, family of scatterable mines (FASCAM), and booby traps litter the battlefield. Failure to mark, remove, record, or anticipate these hazards increases the risk of friendly casualties.

h. Fratricide results in unacceptable losses and increases the risk of mission failure. Fratricide undermines the unit's ability to survive and function. Units experiencing fratricide observe these consequences:

(1) Loss of confidence in the unit leadership.

(2) Increasing self-doubt among leaders.

(3) Hesitation to use supporting combat systems.

(4) Over supervision of units.

(5) Hesitation to conduct night operations.

(6) Loss of aggressiveness during fire and maneuver.

(7) Loss of initiative.

(8) Disrupted operations.

(9) General degradation of cohesiveness, morale, and combat power.

1-9. ENVIRONMENTAL PROTECTION. Protection of natural resources is an ever-increasing concern to the Army. It is the responsibility of all unit leaders to decrease, and if possible, eliminate damage to the environment when conducting training. Environmental risk management parallels safety risk management and is based on the same philosophy as safety risk management. Environmental risk management consists of the following steps:

- a. **Identify Hazards.** Identify potential sources for environmental degradation during analysis of mission, enemy, terrain, troops, time available, and civilian considerations (METT-TC) factors. This requires identification of environmental hazards. An environmental hazard is a condition with the potential for polluting air, soil, or water and/or destroying life forms or cultural and historical artifacts.
- b. **Assess the Hazard.** Analyze potential severity of environmental degradation using environmental risk assessment matrixes. Severity of environmental degradation is considered when determining the potential effect an operation will have on the environment. The risk impact value is defined as an indicator of the severity of environmental degradation. Quantify the risk to the environment resulting from the operation as extremely high, high, medium, or low, using the environmental risk assessment matrixes.
- c. **Make Environmental Risk Decisions.** Make decisions and develop measures to reduce high environmental risks.
- d. **Brief Chain of Command.** Brief chain of command (to include installation environmental office, if applicable) on proposed plans and pertinent high-risk environmental matrixes. Risk decisions are made at a level of command that corresponds to the degree of risk.
- e. **Implement Controls.** Implement environmental protection measures by integrating them into plans, orders, SOPs, training performance standards, and rehearsals.
- f. **Supervise.** Supervise and enforce environmental protection standards.
- g. **Environmental damage has many wide-ranging consequences.** The complete success of the tactical mission depends on your environmental awareness. Leaders and soldiers must be aware of the ramifications of their actions on the environment, which, in turn, reflects upon the overall mission. Prevention of spills and improper disposal of hazardous waste is everyone's responsibility. Know the proper procedures for preventing and reporting oil or fuel spills in accordance with local unit SOP.

1-10. EVALUATION. The T&EOs in Chapter 5 describe standards that must be met for each task.

- a. **Evaluations can be internal or external.** Internal evaluations are conducted at all levels. They must be inherent in all training. External evaluations are usually more formal and are normally conducted by a headquarters two levels above the unit being evaluated. (See Chapter 6, External Evaluations.)
- b. **A critical weakness in training is the failure to evaluate each task every time it is executed.** The ARTEP concept is based on simultaneous training and evaluation. Too often, leaders do not practice continuous evaluation. Often, soldiers or small units are trained to perform a task to standard; then later, when they execute that task as part of an exercise, they execute it poorly or incorrectly and are not corrected. For this program to work, trainers and leaders must continually evaluate training during execution.
- c. **Leaders should emphasize direct, on-the-spot evaluations.** Correcting poor performance during individual or small group training is easy to do. In higher-level exercises it is usually not feasible to do this with outside evaluators, but the opportunity for correction should not be overlooked. Plan AARs at frequent, logical intervals during the exercises (usually after the completion of a major subordinate task).

This is a proven technique that allows you to correct performance shortcomings while they are still fresh in everyone's mind and prevents reinforcement of bad habits.

d. FM 7-1 provides detailed instructions for conducting an AAR and detailed guidance on coaching and critiquing during training.

1-11. FEEDBACK. Recommendations for improvement of this MTP are requested. Feedback will help to ensure that this MTP answers the training needs of units in the field and parallel requirements by training and combat developers. There is a questionnaire at the end of this MTP to make it easier to send recommendations and comments.

Chapter 2

Training Matrixes

2-1. GENERAL. The training matrix assists the commander in planning the training of his unit's personnel.

2-2. MISSION-TO-COLLECTIVE-TASKS MATRIX. This matrix (Figure 2-2) identifies the missions and their supporting collective tasks. The tasks are listed under the appropriate Battlefield Operating System (BOS), which are indicated by an **X** in the matrix. The BOSs used in this matrix are defined in TRADOC Pam 11-9. A specific mission is trained by identifying collective tasks in the vertical column for the mission. Based on the proficiency of the unit, training is focused on operational weaknesses.

The mission identification table listed below (Figure 2-1) provides mission identification for the unit.

Mission Identification Table	
<u>Mission Title</u>	
• Receive, Store, and Issue Class I, II, III, IV, V, VII, and IX Supplies (42-2-E0032)	
• Deploy Company Level Unit (63-2-E0020)	
• Relocate Company Level Unit (63-2-E0021)	
• Establish Company Level Area (63-2-E0022)	
• Defend Assigned Area (63-2-E0025)	
• Redeploy Company Level Unit (63-2-E0026)	

Figure 2-1. Mission Identification Table

Collective Tasks		42-2-E0032	63-2-E0020	63-2-E0021	63-2-E0022
Deploy/Conduct Maneuver					
63-2-4002	Prepare Unit to Move		X	X	X
63-2-4003	Conduct Tactical Road March		X	X	
63-2-4008	Perform Advance/Quartering Party Activities		X	X	X
63-2-4009	Occupy New Operating Site		X	X	X
63-2-4550	Set Up Unit Headquarters, Dining Facility, and Bivouac Areas		X		X
63-2-4801	Perform Deployment Alert Activities		X	X	X

Collective Tasks		42-2-E0032	63-2-E0020	63-2-E0021	63-2-E0022
63-2-4802	Perform Human Resources Predeployment Activities		X	X	
63-2-4803	Perform Predeployment Training Activities		X	X	
63-2-4804	Perform Predeployment Supply Activities		X	X	
63-2-4805	Perform Predeployment Maintenance Activities		X	X	
63-2-4806	Prepare Vehicles and Equipment for Deployment		X	X	
63-2-4807	Prepare Unit for Nontactical Move		X	X	
63-2-4808	Conduct Nontactical Road March		X	X	
63-2-4809	Perform Sea Port of Embarkation Activities for Deployment		X	X	
63-2-4810	Perform Aerial Port of Embarkation Activities for Deployment		X	X	
63-2-4811	Perform Aerial Port of Debarkation Activities for Deployment		X	X	
63-2-4812	Perform Sea Port of Debarkation Activities for Deployment		X	X	
63-2-4813	Prepare Equipment Reception Team for Tactical Road March		X	X	
63-2-4814	Perform Redeployment Human Resources Actions				
63-2-4815	Perform Redeployment Training Activities				
63-2-4816	Perform Redeployment Supply Activities				
63-2-4817	Perform Redeployment Maintenance Activities				

Collective Tasks		42-2-E0032	63-2-E0020	63-2-E0021	63-2-E0022
63-2-4818	Prepare Vehicles and Equipment for Redeployment				
63-2-4819	Perform Sea Port of Embarkation Activities for Redeployment				
63-2-4820	Perform Aerial Port of Embarkation Activities for Redeployment			X	
63-2-4821	Perform Aerial Port of Debarkation Activities for Redeployment				
63-2-4822	Perform Home Station Activities		X	X	
63-2-4823	Perform Sea Port of Debarkation Activities for Redeployment				
63-2-4824	Perform Demobilization Station Activities		X		
63-2-4825	Conduct Integration Activities		X	X	
63-2-4826	Conduct Staging Activities		X	X	
Employ Firepower					
63-2-4307	Use Passive Air Defense Measures	X	X	X	X
63-2-4308	Take Active Air Defense Measures Against Hostile Aircraft	X	X	X	X
Protect the Force					
63-2-4005	Cross a Radiologically Contaminated Area		X	X	X
63-2-4006	Defend Convoy Elements		X	X	
63-2-4011	Set Up Unit Defense		X		X
63-2-4013	Prepare Unit for Nuclear, Biological, and Chemical Conditions		X	X	X
63-2-4016	Employ Operations Security Measures	X	X	X	X
63-2-4018	Perform Operational Decontamination	X	X	X	X
63-2-4019	Perform Thorough Decontamination	X	X	X	X

Collective Tasks		42-2-E0032	63-2-E0020	63-2-E0021	63-2-E0022
63-2-4020	Respond to the Initial Effects of a Nuclear Attack	X		X	X
63-2-4021	Defend Against a Level I Attack	X		X	X
63-2-4022	Prepare Unit for Level II/III Threat		X		X
63-2-4023	Conduct Hasty Displacement		X		
63-2-4024	Defend Unit Area		X	X	X
63-2-4025	Perform Withdrawal Under Fire				
63-2-4026	Reorganize Unit Defense			X	
63-2-4027	Execute Battle Handover				X
63-2-4028	Perform Area Damage Control Functions				
63-2-4202	Prepare Unit for a Chemical Attack	X		X	X
63-2-4207	Perform Radiological Operational Decontamination	X		X	X
63-2-4226	Cross a Chemically Contaminated Area			X	
63-2-4306	Employ Physical Security Measures	X	X	X	X
63-2-4327	Prepare for a Friendly Nuclear Strike	X	X	X	X
63-2-4328	Respond to the Residual Effects of a Nuclear Attack	X		X	X
63-2-4334	Respond to a Chemical Attack	X		X	X
63-2-4522	Destroy Supplies and Equipment				
Perform CSS and Sustainment					
08-2-0003.63-0001	Treat Casualties	X	X	X	X
08-2-C316.63	Transport Casualties	X	X	X	X
10-2-0056	Provide Food Service Support	X			X

Collective Tasks		42-2-E0032	63-2-E0020	63-2-E0021	63-2-E0022
10-2-0225	Provide Bulk Class III Supplies	X			
10-2-0226	Set Up Class III and V Platoon Headquarters and Sections (TOE 63386F)				X
10-2-0227	Supervise Class III and V Platoon Operations (TOE 63386F)	X			
10-2-0235	Conduct Class III Quality Surveillance and Safety Programs	X			
10-2-4513	Perform Unit Mortuary Affairs Operations	X	X	X	X
63-2-4015	Provide Human Resources Support	X	X	X	X
63-2-4051	Provide Class I, II, III (Pkg), IV, VII and IX Supplies	X			
63-2-4055	Perform Ammunition Transfer Point Operations	X			
63-2-4303	Combat Battlefield Stress	X	X	X	X
63-2-4304	Process Enemy Prisoners of War	X	X	X	X
63-2-4305	Process Captured Documents and Equipment	X	X	X	X
63-2-4315	Perform Field Sanitation Functions	X		X	X
63-2-4326	Perform Risk Management Procedures	X	X	X	X
63-2-4514	Receive Resupply by Airdrop	X	X	X	X
63-2-4515	Provide Unit Supply Support	X	X	X	X
63-2-4516	Receive External Sling Load Resupply	X			
63-2-4538	Set Up Supply Platoon Headquarters and Sections				X

Collective Tasks		42-2-E0032	63-2-E0020	63-2-E0021	63-2-E0022
63-2-4540	Supervise Supply Platoon Operations	X			
63-2-4549	Coordinate Class III and V Logistics Package (LOGPAC) Operations	X			
Exercise Command and Control					
63-2-4001	Plan Unit Move		X	X	X
63-2-4007	Plan Occupation of New Area of Operations		X	X	X
63-2-4010	Plan Unit Defense		X	X	X
63-2-4014	Plan Area Damage Control Operations		X		X
63-2-4017	Maintain Communications	X	X	X	X
63-2-4040	Establish Communications		X	X	X
63-2-4827	Plan Unit Mobilization in a Peacetime Environment		X	X	
63-2-4828	Plan Unit Deployment Activities Upon Receipt of a Warning Order		X	X	
63-2-4829	Plan Unit Redeployment		X		

Collective Tasks		63-2-E0025	63-2-E0026
Deploy/Conduct Maneuver			
63-2-4002	Prepare Unit to Move	X	X
63-2-4003	Conduct Tactical Road March		X
63-2-4008	Perform Advance/Quartering Party Activities	X	X
63-2-4009	Occupy New Operating Site		X
63-2-4550	Set Up Unit Headquarters, Dining Facility, and Bivouac Areas		
63-2-4801	Perform Deployment Alert Activities	X	X
63-2-4802	Perform Human Resources Predeployment Activities		X
63-2-4803	Perform Predeployment Training Activities		X
63-2-4804	Perform Predeployment Supply Activities		
63-2-4805	Perform Predeployment Maintenance Activities		X
63-2-4806	Prepare Vehicles and Equipment for Deployment		X
63-2-4807	Prepare Unit for Nontactical Move		X
63-2-4808	Conduct Nontactical Road March		X
63-2-4809	Perform Sea Port of Embarkation Activities for Deployment		X
63-2-4810	Perform Aerial Port of Embarkation Activities for Deployment		X
63-2-4811	Perform Aerial Port of Debarkation Activities for Deployment		X
63-2-4812	Perform Sea Port of Debarkation Activities for Deployment		X
63-2-4813	Prepare Equipment Reception Team for Tactical Road March		X

Collective Tasks		63-2-E0025	63-2-E0026
63-2-4814	Perform Redeployment Human Resources Actions		X
63-2-4815	Perform Redeployment Training Activities		X
63-2-4816	Perform Redeployment Supply Activities		X
63-2-4817	Perform Redeployment Maintenance Activities		X
63-2-4818	Prepare Vehicles and Equipment for Redeployment		X
63-2-4819	Perform Sea Port of Embarkation Activities for Redeployment		X
63-2-4820	Perform Aerial Port of Embarkation Activities for Redeployment		X
63-2-4821	Perform Aerial Port of Debarkation Activities for Redeployment		X
63-2-4822	Perform Home Station Activities		X
63-2-4823	Perform Sea Port of Debarkation Activities for Redeployment		X
63-2-4824	Perform Demobilization Station Activities		X
63-2-4825	Conduct Integration Activities		X
63-2-4826	Conduct Staging Activities		X
Employ Firepower			
63-2-4307	Use Passive Air Defense Measures	X	
63-2-4308	Take Active Air Defense Measures Against Hostile Aircraft	X	
Protect the Force			
63-2-4005	Cross a Radiologically Contaminated Area	X	X
63-2-4006	Defend Convoy Elements		
63-2-4011	Set Up Unit Defense	X	

Collective Tasks		63-2-E0025	63-2-E0026
63-2-4013	Prepare Unit for Nuclear, Biological, and Chemical Conditions	X	
63-2-4016	Employ Operations Security Measures	X	X
63-2-4018	Perform Operational Decontamination	X	
63-2-4019	Perform Thorough Decontamination	X	
63-2-4020	Respond to the Initial Effects of a Nuclear Attack	X	
63-2-4021	Defend Against a Level I Attack	X	
63-2-4022	Prepare Unit for Level II/III Threat	X	
63-2-4023	Conduct Hasty Displacement	X	
63-2-4024	Defend Unit Area	X	X
63-2-4025	Perform Withdrawal Under Fire	X	
63-2-4026	Reorganize Unit Defense	X	
63-2-4027	Execute Battle Handover	X	
63-2-4028	Perform Area Damage Control Functions	X	
63-2-4202	Prepare Unit for a Chemical Attack	X	
63-2-4207	Perform Radiological Operational Decontamination	X	
63-2-4226	Cross a Chemically Contaminated Area		X
63-2-4306	Employ Physical Security Measures	X	X
63-2-4327	Prepare for a Friendly Nuclear Strike	X	
63-2-4328	Respond to the Residual Effects of a Nuclear Attack	X	
63-2-4334	Respond to a Chemical Attack	X	
63-2-4522	Destroy Supplies and Equipment	X	

Collective Tasks	63-2-E0025	63-2-E0026
Perform CSS and Sustainment		
08-2-0003.63- Treat Casualties 0001	X	X
08-2-C316.63 Transport Casualties	X	X
10-2-0056 Provide Food Service Support	X	
10-2-0225 Provide Bulk Class III Supplies		
10-2-0226 Set Up Class III and V Platoon Headquarters and Sections (TOE 63386F)		
10-2-0227 Supervise Class III and V Platoon Operations (TOE 63386F)		
10-2-0235 Conduct Class III Quality Surveillance and Safety Programs		
10-2-4513 Perform Unit Mortuary Affairs Operations	X	X
63-2-4015 Provide Human Resources Support	X	X
63-2-4051 Provide Class I, II, III (Pkg), IV, VII and IX Supplies		
63-2-4055 Perform Ammunition Transfer Point Operations		
63-2-4303 Combat Battlefield Stress	X	X
63-2-4304 Process Enemy Prisoners of War	X	
63-2-4305 Process Captured Documents and Equipment	X	
63-2-4315 Perform Field Sanitation Functions	X	X
63-2-4326 Perform Risk Management Procedures	X	X
63-2-4514 Receive Resupply by Airdrop	X	X
63-2-4515 Provide Unit Supply Support	X	X
63-2-4516 Receive External Sling Load Resupply		

Collective Tasks		63-2-E0025	63-2-E0026
63-2-4538	Set Up Supply Platoon Headquarters and Sections		
63-2-4540	Supervise Supply Platoon Operations		
63-2-4549	Coordinate Class III and V Logistics Package (LOGPAC) Operations		
Exercise Command and Control			
63-2-4001	Plan Unit Move	X	X
63-2-4007	Plan Occupation of New Area of Operations	X	
63-2-4010	Plan Unit Defense	X	X
63-2-4014	Plan Area Damage Control Operations	X	
63-2-4017	Maintain Communications	X	X
63-2-4040	Establish Communications	X	X
63-2-4827	Plan Unit Mobilization in a Peacetime Environment		X
63-2-4828	Plan Unit Deployment Activities Upon Receipt of a Warning Order		X
63-2-4829	Plan Unit Redeployment		X

Figure 2-2. Collective Task to Missions

Chapter 3

Mission Outline

3-1. GENERAL. The mission outline illustrates the relationship between the missions and their supporting tasks.

3-2. MISSION OUTLINE. Since unit training is mission-oriented, the mission outline shows how task training contributes to the ability of this unit to perform its missions. The mission outline, Figure 3-1, provides the commander with a visual outline of his unit's missions in a format that facilitates the planning and management of training.

SUPPLY COMPANY MISSION OUTLINE

FTX PROVIDE SUPPLY SUPPORT

STX 63-2-E0020 – Deploy Company Level Unit	
Treat Casualties (Digitized)	08-2-0003.63-0001
Transport Casualties (Digitized)	08-2-C316.63
Perform Unit Mortuary Affairs Operations (Digitized)	10-2-4513
Prepare Unit to Move (Digitized)	63-2-4002
Conduct Tactical Road March (Digitized)	63-2-4003
Defend Convoy Elements (Digitized)	63-2-4006
Plan Occupation of New Area of Operations (Digitized)	63-2-4007
Perform Advance/Quartermaster Party Activities (Digitized)	63-2-4008
Occupy New Operating Site (Digitized)	63-2-4009
Plan Unit Defense (Digitized)	63-2-4010
Prepare Unit for Nuclear, Biological, and Chemical Conditions (Digitized)	63-2-4013
Plan Area Damage Control Operations (Digitized)	63-2-4014
Employ Operations Security Measures (Digitized)	63-2-4016
Maintain Communications (Digitized)	63-2-4017
Establish Communications (Digitized)	63-2-4040
Combat Battlefield Stress (Digitized)	63-2-4303
Process Enemy Prisoners of War (Digitized)	63-2-4304
Process Captured Documents and Equipment (Digitized)	63-2-4305
Employ Physical Security Measures (Digitized)	63-2-4306
Perform Risk Management Procedures (Digitized)	63-2-4326

Figure 3-1. Mission Outline for the Supply Company

FTX
PROVIDE SUPPLY SUPPORT

STX 63-2-E0020 – Deploy Company Level Unit (continued)	
Perform Deployment Alert Activities	63-2-4801
Perform Personnel and Administrative Predeployment Activities	63-2-4802
Perform Predeployment Training Activities	63-2-4803
Perform Predeployment Supply Activities	63-2-4804
Perform Predeployment Maintenance Activities	63-2-4805
Prepare Vehicles and Equipment for Deployment	63-2-4806
Prepare Unit for Nontactical Move	63-2-4807
Conduct Nontactical Road March	63-2-4808
Perform Sea Port of Embarkation Activities for Deployment	63-2-4809
Perform Aerial Port of Embarkation Activities for Deployment	63-2-4810
Perform Aerial Port of Debarkation Activities for Deployment	63-2-4811
Perform Sea Port of Debarkation Activities for Deployment	63-2-4812
Prepare Equipment Reception Team for Tactical Road March	63-2-4813
Conduct Integration Activities	63-2-4825
Conduct Staging Activities	63-2-4826
Plan Unit Mobilization In a Peacetime Environment	63-2-4827
Plan Unit Deployment Activities Upon Receipt of a Warning Order	63-2-4828

Figure 3-1. Mission Outline for the Supply Company (continued)

FTX
PROVIDE SUPPLY SUPPORT

STX 63-2-E0021 – Relocate Company Level Unit	
Treat Casualties (Digitized)	08-2-0003.63-0001
Transport Casualties (Digitized)	08-2-C316.63
Perform Unit Mortuary Affairs Operations (Digitized)	10-2-4513
Plan Unit Move (Digitized)	63-2-4001
Prepare Unit to Move (Digitized)	63-2-4002
Conduct Tactical Road March (Digitized)	63-2-4003
Cross a Radiologically Contaminated Area (Digitized)	63-2-4005
Defend Convoy Elements (Digitized)	63-2-4006
Perform Advance/Quartering Party Activities (Digitized)	63-2-4008
Provide Personnel and Administrative Support (Digitized)	63-2-4015
Employ Operations Security Measures (Digitized)	63-2-4016
Maintain Communications (Digitized)	63-2-4017
Perform Operational Decontamination (Digitized)	63-2-4018
Perform Thorough Decontamination (Digitized)	63-2-4019
Establish Communications (Digitized)	63-2-4040
Cross a Chemically Contaminated Area (Digitized)	63-2-4226
Combat Battlefield Stress (Digitized)	63-2-4303
Process Enemy Prisoners of War (Digitized)	63-2-4304
Process Captured Documents and Equipment (Digitized)	63-2-4305
Employ Physical Security Measures (Digitized)	63-2-4306
Use Passive Air Defense Measures (Digitized)	63-2-4307
Take Active Air Defense Measures Against Hostile Aircraft (Digitized)	63-2-4308
Perform Field Sanitation Functions (Digitized)	63-2-4315
Perform Risk Management Procedures (Digitized)	63-2-4326
Respond to a Chemical Attack (Digitized)	63-2-4334
Provide Unit Supply Support (Digitized)	63-2-4515

Figure 3-1. Mission Outline for the Supply Company (continued)

FTX
PROVIDE SUPPLY SUPPORT

STX 63-2-E0022 – Establish Company Level Unit	
Treat Casualties (Digitized)	08-2-0003.63-0001
Transport Casualties (Digitized)	08-2-C316.63
Set Up Class III and V Platoon Headquarters and Sections (Digitized)	10-2-0226
Perform Unit Mortuary Affairs Operations (Digitized)	10-2-4513
Plan Occupation of New Area of Operations (Digitized)	63-2-4007
Perform Advance/Quartermaster Party Activities (Digitized)	63-2-4008
Occupy New Operating Site (Digitized)	63-2-4009
Plan Unit Defense (Digitized)	63-2-4010
Set Up Unit Defense (Digitized)	63-2-4011
Prepare Unit for Nuclear, Biological, and Chemical Conditions (Digitized)	63-2-4013
Plan Area Damage Control Operations (Digitized)	63-2-4014
Provide Personnel and Administrative Support (Digitized)	63-2-4015
Employ Operations Security Measures (Digitized)	63-2-4016
Maintain Communications (Digitized)	63-2-4017
Establish Communications (Digitized)	63-2-4040
Combat Battlefield Stress (Digitized)	63-2-4303
Process Enemy Prisoners of War (Digitized)	63-2-4304
Process Captured Documents and Equipment (Digitized)	63-2-4305
Employ Physical Security Measures (Digitized)	63-2-4306
Use Passive Air Defense Measures (Digitized)	63-2-4307
Perform Field Sanitation Functions (Digitized)	63-2-4315
Perform Risk Management Procedures (Digitized)	63-2-4326
Provide Unit Supply Support (Digitized)	63-2-4515
Set Up Supply Platoon Headquarters and Sections (Digitized)	63-2-4538
Set Up Unit Headquarters and Bivouac Areas (Digitized)	63-2-4550

Figure 3-1. Mission Outline for the Supply Company (continued)

FTX
PROVIDE SUPPLY SUPPORT

STX 63-2-E0032 – Receive, Store, and Issue Class I, II, III, IV, V, VII, and IX Supplies	
Treat Casualties (Digitized)	08-2-0003.63-0001
Transport Casualties (Digitized)	08-2-C316.63
Provide Food Service Support (Digitized)	10-2-0056
Provide Bulk Class III Supplies (Digitized)	10-2-0225
Supervise Class III and V Platoon Operations (Digitized)	10-2-0227
Conduct Quality Surveillance and Safety Programs (Digitized)	10-2-0235
Perform Unit Mortuary Affairs Operations (Digitized)	10-2-4513
Provide Personnel and Administrative Support (Digitized)	63-2-4015
Employ Operations Security Measures (Digitized)	63-2-4016
Maintain Communications (Digitized)	63-2-4017
Perform Operational Decontamination (Digitized)	63-2-4018
Perform Thorough Decontamination (Digitized)	63-2-4019
Respond to the Initial Effects of a Nuclear Attack (Digitized)	63-2-4020
Defend Against a Level I Attack (Digitized)	63-2-4021
Provide Class I, II, III (PKG), IV, VII, and IX Supplies (Digitized)	63-2-4051
Perform Ammunition Transfer Point Operations (Digitized)	63-2-4055
Prepare Unit for a Chemical Attack (Digitized)	63-2-4202
Perform Radiological Decontamination (Digitized)	63-2-4207
Combat Battlefield Stress (Digitized)	63-2-4303
Process Enemy Prisoners of War (Digitized)	63-2-4304
Process Captured Documents and Equipment (Digitized)	63-2-4305
Employ Physical Security Measures (Digitized)	63-2-4306
Use Passive Air Defense Measures (Digitized)	63-2-4307
Take Active Air Defense Measures Against Hostile Aircraft (Digitized)	63-2-4308
Perform Field Sanitation Functions (Digitized)	63-2-4315
Perform Risk Management Procedures (Digitized)	63-2-4326
Prepare for a Friendly Nuclear Strike (Digitized)	63-2-4327
Respond to the Residual Effects of a Nuclear Attack (Digitized)	63-2-4328
Respond to a Chemical Attack (Digitized)	63-2-4334
Receive Resupply By Airdrop (Digitized)	63-2-4514
Provide Unit Supply Support (Digitized)	63-2-4515
Receive External Sling Load Resupply (Digitized)	63-2-4516
Destroy Supplies and Equipment (Digitized)	63-2-4522
Supervise Supply Platoon Operations (Digitized)	63-2-4540
Coordinate Logistics Package (LOGPAC) Operations (Digitized)	63-2-4549

Figure 3-1. Mission Outline for the Supply Company (continued)

FTX
PROVIDE SUPPLY SUPPORT

STX 63-2-E0025 – Defend Assigned Area	
Treat Casualties (Digitized)	08-2-0003.63-0001
Transport Casualties (Digitized)	08-2-C316.63
Perform Unit Mortuary Affairs Operations (Digitized)	10-2-4513
Plan Unit Defense (Digitized)	63-2-4010
Employ Operational Security Measures (Digitized)	63-2-4016
Maintain Communications (Digitized)	63-2-4017
Prepare Unit for Level II/III Threat (Digitized)	63-2-4022
Conduct Hasty Displacement (Digitized)	63-2-4023
Defend Unit Area (Digitized)	63-2-4024
Perform Withdrawal Under Fire (Digitized)	63-2-4025
Reorganize Unit Defense (Digitized)	63-2-4026
Execute Battle Handover (Digitized)	63-2-4027
Perform Area Damage Control Functions (Digitized)	63-2-4028
Combat Battlefield Stress (Digitized)	63-2-4303
Process Enemy Prisoners of War (Digitized)	63-2-4304
Process Captured Documents and Equipment (Digitized)	63-2-4305
Employ Physical Security Measures (Digitized)	63-2-4306
Use Passive Air Defense Measures (Digitized)	63-2-4307
Take Active Air Defense Measures Against Hostile Aircraft (Digitized)	63-2-4308
Perform Risk Management Procedures (Digitized)	63-2-4326
Destroy Supplies and Equipment (Digitized)	63-2-4522

Figure 3-1. Mission Outline for the Supply Company (continued)

FTX
PROVIDE SUPPLY SUPPORT

STX 63-2-E0025 – Redeploy Company Level Unit	
Prepare Unit to Move (Digitized)	63-2-4002
Conduct Tactical Road March (Digitized)	63-2-4003
Employ Operations Security Measures (Digitized)	63-2-4016
Maintain Communications (Digitized)	63-2-4017
Combat Battlefield Stress (Digitized)	63-2-4303
Employ Physical Security Measures (Digitized)	63-2-4306
Perform Risk Management Procedures (Digitized)	63-2-4326
Prepare Unit for Nontactical Move	63-2-4807
Conduct Nontactical Road March	63-2-4808
Perform Redeployment Personnel and Administrative Actions	63-2-4814
Perform Redeployment Training Activities	63-2-4815
Perform Redeployment Supply Activities	63-2-4816
Perform Redeployment Maintenance Activities	63-2-4817
Prepare Vehicles and Equipment for Redeployment	63-2-4818
Perform Sea Port of Embarkation Activities for Redeployment	63-2-4819
Perform Aerial Port of Embarkation Activities for Redeployment	63-2-4820
Perform Aerial Port of Debarkation Activities for Redeployment	63-2-4821
Perform Home Station Activities	63-2-4822
Perform Sea Port of Debarkation Activities for Redeployment	63-2-4823
Perform Demobilization Station Activities	63-2-4824
Plan Unit Redeployment	63-2-4829

Figure 3-1. Mission Outline for the Supply Company (continued)

Chapter 4

Training Exercises

4-1. GENERAL. Training exercises are used to train personnel in the performance of collective tasks. This MTP has two types of exercises: FTX and STX. These exercises assist unit leaders in developing, sustaining, and evaluating the unit's mission proficiency. This MTP has one FTX and six STXs (see Table 4-1).

Table 4-1. List of Exercises

Mission Number	Title	Page
FTX	Provide Supply Support	4-3
63-2-E0020	Deploy Company Level Unit	4-14
63-2-E0021	Relocate Company Level Unit	4-20
63-2-E0022	Establish Company Level Area	4-26
42-2-E0032	Receive, Store, and Issue Class I, II, III, IV, V, VII, and IX Supplies	4-31
63-2-E0025	Defend Assigned Area	4-37
63-2-E0026	Redeploy Company Level Unit	4-42

4-2. FIELD TRAINING EXERCISE. The FTX is designed to provide a training method for the unit to train its personnel to perform its overall critical wartime mission. This FTX provides a logical sequence for the performance of tasks previously trained in the STXs.

4-3. SITUATIONAL TRAINING EXERCISE. The STX is a short, scenario-driven, mission-oriented tactical exercise used to train a group of closely related and collective tasks. The unit commander may modify the STX based on local METT-TC and available personnel and equipment. The STX provides the information for training personnel to perform the missions that make up the overall critical wartime mission. The STX performs the following functions:

- a. Provides repetitive training on the missions.
- b. Allows the unit commander to focus training on identified weaknesses.
- c. Allows the unit to practice each supporting mission before the critical wartime mission.
- d. Saves time by providing a majority of information needed to develop a method for training.

4-4. SAFETY. During any training exercise, soldiers and leaders must be safety conscious. Evaluators and trainers have the responsibility to ensure all training is conducted within established safety constraints. Prior to each exercise, all personnel will be briefed on specific safety measures to be taken during execution.

4-5. VISUALIZATION.

a. Battle command is the art of battle decision making and leading. It includes controlling operations and motivating soldiers and their organizations into action to accomplish missions. Armed with the knowledge of the current state and the desired end state, commanders visualize those actions necessary to achieve the desired future state and then translate that visualization into actions. Battle command includes the following:

- Assigning missions.
- Prioritizing and allocating resources.
- Selecting the critical time and place to act.
- Knowing how and when to make adjustments during the fight.

b. Battlefield visualization is the mental process that supports the commander's decision-making process and his ability to anticipate support requirements. Using a vision of proposed support of combat operations allows the commander to know when, and if, a decision should be made. It is a continuous process that commences with the receipt of a warning order and continues through the end of an operation.

c. Digital information systems have the capability of providing a clearer picture to the commander. Digital systems enhance the commander's ability to understand the current state of friendly and enemy forces. This extends beyond the knowledge of their physical location and includes environmental, readiness, and human considerations. It includes the ability to see and understand the dynamic relationship between supporter and supported as the commander leads his subordinate elements through the sequence of events.

d. The available digital information systems enhance the commander's situational awareness by providing him with an unprecedented level of friendly and enemy information. Commanders must recognize that the common, relevant picture produced by a myriad of information systems represents both known and estimated information, and is possibly flawed by human input. The commander must tailor this information with his judgment, intuition, and experience.

**SUPPLY COMPANY, AVIATION SUPPORT BATTALION
FIELD TRAINING EXERCISE
PROVIDE SUPPLY SUPPORT**

1. Objective. This FTX is designed to provide the Supply Company with training in its critical wartime mission: Provide Supply Support. This company must become proficient in deploying to a new theater of operations; relocating to a new operating site; and establishing command and control, administrative, internal logistics, and mission areas of operation. It must also be proficient in providing supply support, defending assigned areas, and redeploying to home station. This FTX is used for internal and external evaluation of the Supply Company.

2. Interface.

a. This FTX supports the Division Support Command FTX – Support Division Tactical Operations and Aviation Support Battalion (ASB) FTX – Support Aviation Brigade, Cavalry Squadron, and Attached Elements.

b. Training the following company STXs supports this FTX:

- | | | |
|-----|----------------|---|
| (1) | STX 63-2-E0020 | <u>Deploy Company Level Unit.</u> |
| (2) | STX 63-2-E0021 | <u>Relocate Company Level Unit.</u> |
| (3) | STX 63-2-E0022 | <u>Establish Company Level Area.</u> |
| (4) | STX 42-2-E0032 | <u>Receive, Store, and Issue Class I, II, III, IV, V, VII, and IX Supplies.</u> |
| (5) | STX 63-2-E0025 | <u>Defend Assigned Area.</u> |
| (6) | STX 63-2-E0026 | <u>Redeploy Company Level Unit.</u> |

3. Training Enhancers.

a. The training matrices in Chapter 2 show the collective tasks that must be mastered in order to perform the Supply Company missions. Training should emphasize the unique aspects of the unit's mission. Training in the following areas will improve the Supply Company's ability to perform its assigned missions:

- (1) Planning and controlling the receipt, storage and issue of Class I, II, III, IV (less construction and barrier materiel), V, VII, and IX.
- (2) Managing and conducting supply operations in support of the Aviation Brigade, ASB subordinate and attached units, and the Division Cavalry Squadron.
- (3) Functioning in a dispersed manner to support the Cavalry Squadron or Attack Battalion with unit distribution of Class III (Bulk) and Class V when they are operating forward.
- (4) Performing hot refuel operations, and establishing and operating Class III (bulk) transload sites in the BSA for resupplying forward area rearm/refuel points (FARP) operated by Attack Helicopter Battalions and Cavalry troops.
- (5) Operating rear area helicopter refueling site(s) in support of Aviation Brigade and MEDEVAC units when those elements are operating in the division rear.

(6) Training in ammunition transfer point (ATP) operations, as well as providing supplemental Class V assets (personnel and equipment) to support Aviation and Cavalry Squadron Class V demands on the ATP operated by the Forward Support Battalions.

(7) Providing supplemental Class V personnel and equipment assets to the Ordnance Company (AMMO) maneuver oriented ammunition distribution systems (MOADS) and palletized loading system (PLS) in the division support area.

b. The Supply Company ARTEP should be held in conjunction with that of Headquarters, ASB. It is important that a habitual and closely coordinated annual training plan be developed and adhered to between the two elements. This training may be conducted in garrison and the local training area (LTA) by the following methods:

- (1) Classroom activities.
- (2) Map exercise (MAPEX) combined with a sand table exercise.
- (3) Training exercise without troops (TEWT).
- (4) Communications Exercise (COMEX)/Situational Awareness Exercise.

The purpose of these exercises is to practice battle command information procedures and operations, and logistics support operations using FBCB2, analog communications, and logistics Standard Army Management Information Systems (STAMIS). The unit should practice continuity of operations (COOP) techniques and procedures in order to develop manual procedures for use in the event of automation failure or disruption due to enemy action.

c. Establishing an aggressive spirit in leaders and units will also enhance training. An aggressive spirit can be established in a unit and its leaders by the following activities:

- (1) Aggressive unit sports and physical fitness program.
- (2) Leader or individual confidence courses.
- (3) Appropriate training films that have a positive, aggressive effect on the soldiers.
- (4) Awareness of unit heritage.

d. This exercise begins with the receipt of a warning order and ends after restoration of the company to home station. AARs are conducted as shown in Table 4-2. This table includes a suggested scenario.

Table 4-2. Supply Company, Aviation Support Battalion FTX, Provide Supply Support

<u>EVENT</u>	<u>ACTION</u>	<u>ESTIMATED TIME</u>
1.	Receive warning order	10 min
2.	Initiate recall plan	30 min
3.	Perform administrative and personnel predeployment activities	3 hrs
4.	Inspect unit vehicles and equipment	2 hrs
5.	Load vehicles and equipment	3 hrs
6.	After Action Review (AAR)	1 hr

**Table 4-2. Supply Company, Aviation Support Battalion FTX,
Provide Supply Support (continued)**

<u>EVENT</u>	<u>ACTION</u>	<u>ESTIMATED TIME</u>	
7.	Receive movement order		30 min
8.	Conduct nontactical road march	1 hr	
9.	Arrive at APOE/SPOE		10 min
10.	Perform embarkation activities	2 hrs	
11.	Arrive APOD/SPOD		30 min
12.	Perform debarkation activities	2 hrs	
13.	Perform staging and marshaling activities	2 hrs	
14.	AAR	1 hr	
15.	Receive movement order		30 min
16.	Organize advance/quartering party		15 min
17.	Brief advance/quartering party		15 min
18.	Dispatch advance/quartering party		5 min
19.	Conduct advance/quartering party operation	4 hrs	20 min
20.	AAR	1 hr	
21.	Conduct convoy operations	3 hrs	20 min
22.	Cross SP		10 min
23.	Conduct road march		45 min
24.	Cross contaminated area		45 min
25.	Threat interdictions		40 min
26.	Continue convoy		45 min
27.	Cross RP		10 min
28.	AAR		30 min
29.	Establish unit and headquarters area of operations	17 hrs	
30.	Organize unit defense	2 hrs	
31.	Set up unit headquarters and bivouac area, Supply Platoon HQ and sections, and Class III and V Platoon Headquarters and sections	5 hrs	
32.	*Perform personnel and administrative support	2 hrs	
33.	*Perform field sanitation activities	2 hrs	
34.	*Perform internal supply activities	1 hr	
35.	*Provide food service support	2 hrs	
36.	AAR	1 hr	
37.	Provide supply support	18 hrs	
38.	AAR	1 hr	
39.	Defend unit area	14 hrs	15 min
40.	Receive alert message		10 min
41.	Occupy fighting positions		15 min
42.	Increase perimeter manning		20 min
43.	Assemble reaction forces		30 min
44.	Respond to NBC attack		30 min

**Table 4-2. Supply Company, Aviation Support Battalion FTX,
Provide Supply Support (continued)**

<u>EVENT</u>	<u>ACTION</u>	<u>ESTIMATED TIME</u>	
45.	Perform decontamination and monitoring operations	2 hrs	
46.	React to Level I threat		30 min
47.	Detect threat		15 min
48.	Engage threat		30 min
49.	Request indirect fire or CAS		15 min
50.	Disengage threat		30 min
51.	Hand over battle to TCF/MP		30 min
52.	Reorganize unit	1 hr	
53.	Conduct ADC	2 hrs	
54.	Treat wounded	1 hr	
55.	Evacuate wounded	1 hr	
56.	Perform unit mortuary affairs operations	2 hrs	
57.	Conduct hasty displacement	1 hr	
58.	AAR	1 hr	
59.	Receive warning order for redeployment		30 min
60.	Perform administrative and SRP activities	1 hr	
61.	Inspect vehicles and equipment	2 hrs	
62.	Load vehicles and equipment	3 hrs	
63.	AAR	1 hr	
64.	Receive movement order		30 min
65.	Conduct non tactical road march	1 hr	
66.	Arrive APOE/SPOE		10 min
67.	Perform staging activities	1 hr	
68.	Perform embarkation activities	1 hr	
69.	AAR	1 hr	
70.	Arrive APOD/SPOD		30 min
71.	Perform debarkation activities	1 hr	
72.	Perform staging activities		30 min
73.	Receive movement order		30 min
74.	Conduct tactical road march	1 hr	
75.	Arrive home station		30 min
76.	Conduct home station activities	2 hrs	
77.	Final AAR	2 hrs	

Total Time 126 hrs

NOTE 1: Events will be performed to standard, not time limitation. The time required to train an event will vary based on METT-TC factors and the training proficiency of the unit.

NOTE 2: Additional time is required if large portions of the exercise are conducted at night, under limited visibility or under MOPP conditions.

NOTE 3: Time must be added to this exercise (sleeping time, eating time, and travel time to and from the training area).

* Indicates time is not added to the total time because tasks/events are performed simultaneously with other tasks/events.

e. Figure 4-1 illustrates the general sequence of task performances in this exercise. This exercise may be conducted under varying options.

- (1) Conditional options in support of:
 - (a) Offensive operations.
 - (b) Defensive operations.
 - (c) Retrograde operations.
 - (d) Day or night operations.
 - (e) Support and stability operations.
- (2) Operational options:
 - (a) Conduct self-defense operations (relocate, establish areas of operation, and defend assigned area).
 - (b) Provide supply support (receive, store, and issue Class I, II, III, IV, V, VII, and IX supplies).
 - (c) Conduct force projection operations (deploy/redeploy equipment and personnel).

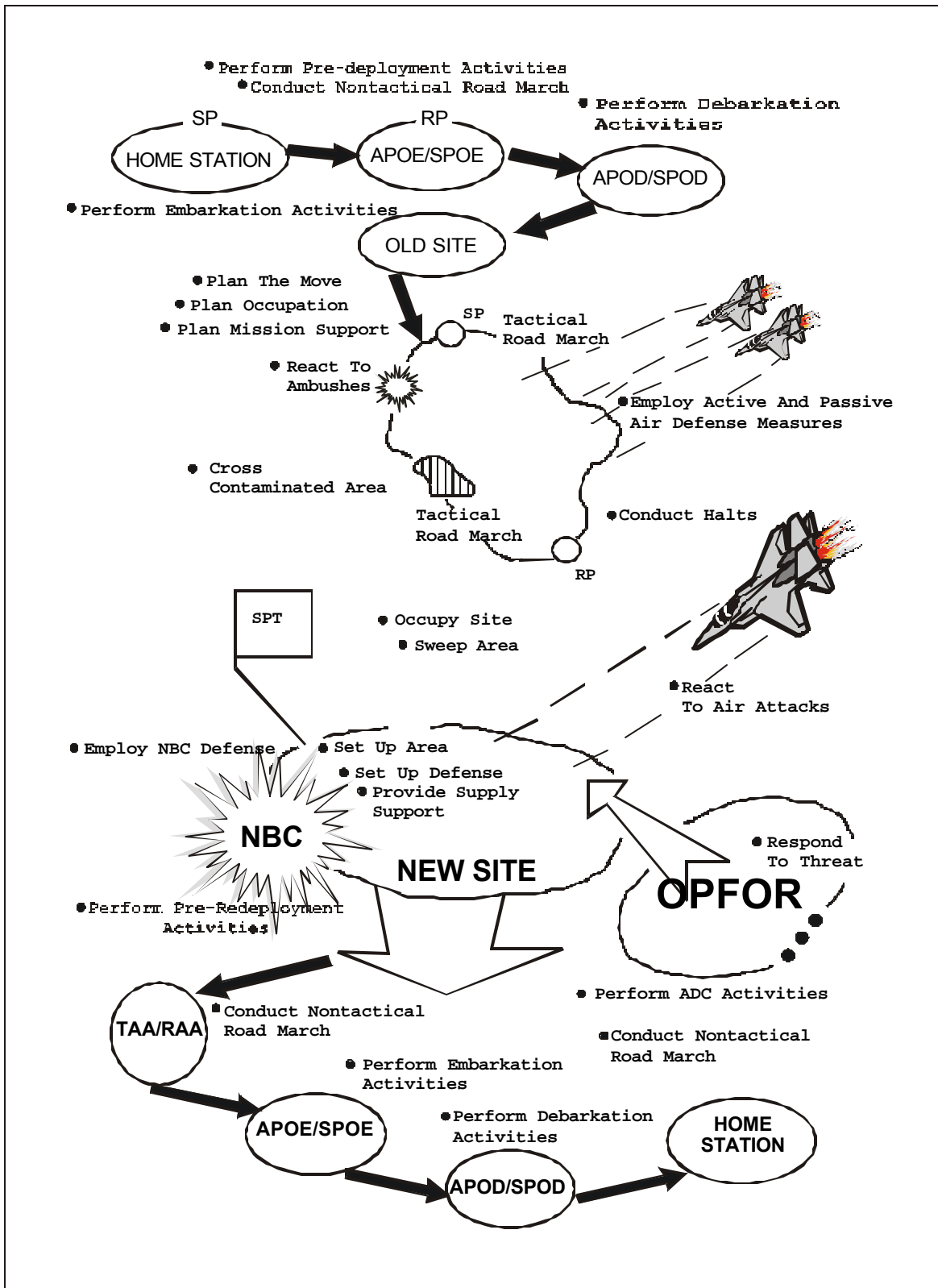


Figure 4-1. General Scenario Illustration

4. General Situation.

a. The Supply Company is organized as part of Headquarters and Supply Company (HSC), ASB. The company commander is charged with the strategic deployment, relocation and establishment of the unit in a new area of operation. Its mission includes: 1) providing Class I, II, III, IV (less construction and barrier materiel), VII, IX, and ammunition transfer point supply support to the Aviation Brigade, ASB subordinate and attached units, and the Division Cavalry Squadron; 2) defense of assigned areas; and 3) strategic redeployment to home station. The Aviation Brigade and Cavalry Squadron have been alerted for strategic deployment to a potentially hostile country. The Supply Company, ASB must deploy to provide direct supply support to the Aviation Brigade and Cavalry Squadron. Supply Company personnel will deploy by air, and equipment will deploy by sea and air. The OPFOR is capable of inflicting Levels I, II, and III attacks and employing weapons of mass destruction at sea and aerial ports of debarkation, staging and marshaling areas, and along main supply routes. The Supply Company is prepared for OPFOR activity during reception, staging, onward movement and integration (RSO&I) operations; during establishment of the unit and Headquarters areas of operation; and during supply support operations. Headquarters, ASB will provide guidance to the Supply Company when a Level II/III threat is anticipated. Upon notification of a Level II/III attack, the Supply Company will cease supply support operations and participate in defense of the unit area until battle hand over to military police units or a tactical combat force (TCF) is accomplished.

b. This exercise is conducted under all environmental conditions, both day and night. The unit will operate under threat of enemy assault by weapons of mass destruction, ground or air attack, indirect conventional fires, and electronic warfare.

c. This exercise is also conducted under threat of Level I, II, or III attacks.

d. The unit should be prepared to relocate at least every 48 hours.

e. The unit should be prepared to move by echelons while continuing to provide support.

5. Special Situation. The commander has issued the following warning order:

"The Supply Company has been designated for overseas deployment into a potentially hostile area. The Supply Company will deploy overseas with the Aviation Support Battalion NLT ----- to vicinity -----, coordinates -----, and commence supply support operations in support of Aviation Brigade and the Cavalry Squadron. Begin your planning process for deploying the HSC, establishing a new HSC area of operations, providing supply support, and defending the assigned area. This exercise will begin with receipt of this warning order and ends on notification from me."

6. Support Requirements.

a. Minimum Trainers/Evaluators. The commander, who will be the trainer and also the primary evaluator, will conduct this exercise. If possible, an evaluator should be with each platoon and section. At least one other evaluator is required with the OPFOR. Evaluators may be selected from Headquarters, ASB, or Headquarters, Aviation Brigade or DISCOM.

b. Vehicles/Communications. Communications equipment is needed for controllers/evaluators and the primary trainer. Radios are required for OPFOR vehicles during operations. Each controller/evaluator reports directly to the primary trainer.

c. Opposing Force. An OPFOR platoon (+) and one aircraft are required for the exercise for Level II/III threat activities. The OPFOR should be well trained in patrolling, assault, and guerrilla tactics. The OPFOR should have specific missions in the unit area.

d. Maneuver Area. Depending upon the LTA, a training area with minimum dimensions of 1.5 by 1.5 kilometers is desirable. A road network is required that allows a road march of at least 10 kilometers.

e. Master Incident List (MIL). During the FTX, items should be continually fed into proper channels. Input from the ASB staff and OPFOR cause responses from the unit. A major purpose of this FTX is to drive unit and subordinate elements to a simulated combat level of support requirements. The appropriate battlefield functional area control system (BFACS) should serve as the primary vehicle to input items from the MIL.

f. Using Units. In order to perform certain phases of this exercise, elements of the Aviation Brigade, Cavalry Squadron, and other habitually supported units must participate.

g. Consolidated Support Requirements. Table 4-3 shows the support needed to successfully complete this FTX.

Table 4-3. Consolidated support requirements for this FTX, Provide Supply Support

<u>AMMUNITION</u>	<u>QUANTITY</u>
5.56 mm SAW (Blank)	300 rds/wpn
5.56 mm SAW (Blank)	600 rds/wpn OPFOR
5.56 mm (Blank)	150 rds/wpn
5.56 mm (Blank)	300 rds/wpn OPFOR
40 mm (Blank)	300 rds/wpn
9 mm (Blank)	30 rds/wpn
.50 Cal (Blank)	400 rds/wpn
Blank adapter	1 set/wpn
MILES	1 set/wpn
Smoke grenades	4 per platoon/section
Smoke grenades	4 ea OPFOR
Simulators, booby trap	4 per unit
Claymore Mine (tng)	4-6 per unit
Simulators, hand grenades	10 per OPFOR
ATWESS	1 Per Law
Claymore Mine (tng)	4-6 per OPFOR
Simulators, arty	2 per trainer/evaluator
Simulators, arty	4 ea OPFOR
<u>FUEL</u>	
Use known historical data or Operations Logistics Planner (OPLOGPLN) software. Multiply the pieces of equipment times the amount of fuel per mile (or hour), times the tentative operating mileage (or hours).	
<u>NBC EQUIPMENT</u>	
TOE equipment is used.	

**Table 4-3. Consolidated support requirements for this FTX,
Provide Supply Support (continued)**

<u>EQUIPMENT</u>	
All organic equipment, to include authorized TOE and CTA, is used. Rail and aircraft loads are simulations.	
<u>OTHER</u>	
Meals	3 per individual per day
War Wound Mouflage Set	1 each
Aircraft for simulated air attack	1 each
Fire Marker Control System	(when available)
NOTE: The consolidated support requirements outlined in this FTX are intended as suggestions only. However, local policies or constraints may not allow for provisioning of these items in the suggested amount.	

7. **T&EO Sequence.** Table 4-4 lists the T&EOs for this FTX.

**Table 4-4. T&EOs From Chapter 5 To Use For Evaluating This FTX,
Provide Supply Support**

Task	Task Number	Page
Prepare Unit to Move (Digitized)	63-2-4002	5-5
Conduct Tactical Road March (Digitized)	63-2-4003	5-9
Perform Advance/Quartermen Party Activities (Digitized)	63-2-4008	5-13
Occupy New Operating Site (Digitized)	63-2-4009	5-17
Set Up Unit Headquarters and Bivouac Areas (Digitized)	63-2-4550	5-20
Perform Deployment Alert Activities	63-2-4801	5-23
Perform Human Resources Predeployment Activities	63-2-4802	5-26
Perform Predeployment Training Activities	63-2-4803	5-29
Perform Predeployment Supply Activities	63-2-4804	5-31
Perform Predeployment Maintenance Activities	63-2-4805	5-34
Prepare Vehicles and Equipment for Deployment	63-2-4806	5-37
Prepare Unit for Nontactical Move	63-2-4807	5-42
Conduct Nontactical Road March	63-2-4808	5-45
Perform Sea Port of Embarkation Activities for Deployment	63-2-4809	5-48
Perform Aerial Port of Embarkation Activities for Deployment	63-2-4810	5-52
Perform Aerial Port of Debarkation Activities for Deployment	63-2-4811	5-55
Perform Sea Port of Debarkation Activities for Deployment	63-2-4812	5-58
Prepare Equipment Reception Team for Tactical Road March	63-2-4813	5-61
Perform Redeployment Human Resources Actions	63-2-4814	5-64
Perform Redeployment Training Activities	63-2-4815	5-67
Perform Redeployment Supply Activities	63-2-4816	5-69
Perform Redeployment Maintenance Activities	63-2-4817	5-71
Perform Vehicles and Equipment for Redeployment	63-2-4818	5-74
Perform Sea Port of Embarkation Activities for Redeployment	63-2-4819	5-79

**Table 4-4. T&EOs From Chapter 5 To Use For Evaluating This FTX,
Provide Supply Support (continued)**

Task	Task Number	Page
Perform Aerial Port of Embarkation Activities for Redeployment	63-2-4820	5-83
Perform Aerial Port of Debarkation Activities for Redeployment	63-2-4821	5-87
Perform Home Station Activities	63-2-4822	5-90
Perform Sea Port of Debarkation Activities for Redeployment	63-2-4823	5-93
Perform Demobilization Station Activities	63-2-4824	5-96
Conduct Integration Activities	63-2-4825	5-99
Conduct Staging Activities	63-2-4826	5-101
Use Passive Air Defense Measures (Digitized)	63-2-4307	5-104
Take Active Air Defense Measures Against Hostile Aircraft (Digitized)	63-2-4308	5-107
Cross a Radiologically Contaminated Area (Digitized)	63-2-4005	5-110
Defend Convoy Elements (Digitized)	63-2-4006	5-115
Set Up Unit Defense (Digitized)	63-2-4011	5-120
Prepare Unit for Nuclear, Biological, and Chemical Conditions (Digitized)	63-2-4013	5-123
Employ Operations Security Measures (Digitized)	63-2-4016	5-126
Perform Operational Decontamination (Digitized)	63-2-4018	5-130
Perform Thorough Decontamination (Digitized)	63-2-4019	5-132
Respond to the Initial Effects of a Nuclear Attack (Digitized)	63-2-4020	5-134
Defend Against a Level I Attack (Digitized)	63-2-4021	5-136
Prepare Unit for Level II/III Threat (Digitized)	63-2-4022	5-139
Conduct Hasty Displacement (Digitized)	63-2-4023	5-142
Defend Unit Area (Digitized)	63-2-4024	5-145
Perform Withdrawal Under Fire (Digitized)	63-2-4025	5-148
Reorganize Unit Defense (Digitized)	63-2-4026	5-150
Execute Battle Hand Over	63-2-4027	5-152
Perform Area Damage Control Functions (Digitized)	63-2-4028	5-154
Prepare Unit for a Chemical Attack (Digitized)	63-2-4202	5-157
Perform Radiological Decontamination (Digitized)	63-2-4207	5-159
Cross a Chemically Contaminated Area (Digitized)	63-2-4226	5-161
Employ Physical Security Measures (Digitized)	63-2-4306	5-165
Prepare for a Friendly Nuclear Strike (Digitized)	63-2-4327	5-168
Respond to the Residual Effects of a Nuclear Attack (Digitized)	63-2-4328	5-170
Respond to a Chemical Attack (Digitized)	63-2-4334	5-173
Destroy Supplies and Equipment (Digitized)	63-2-4522	5-176
Treat Casualties (Digitized)	08-2-0003.63-0001	5-179
Transport Casualties (Digitized)	08-2-C316.63	5-182
Provide Food Service Support (Digitized)	10-2-0056	5-185
Provide Bulk Class III Supplies (Digitized)	10-2-0225	5-189
Set Up Class III and V Platoon Headquarters and Sections (TOE 63386F) (Digitized)	10-2-0226	5-192
Supervise Class III and V Platoon Operations (TOE 63386F) (Digitized)	10-2-0227	5-195

**Table 4-4. T&EOs From Chapter 5 To Use For Evaluating This FTX,
Provide Supply Support (continued)**

Task	Task Number	Page
Conduct Class III Quality Surveillance and Safety Programs (Digitized)	10-2-0235	5-197
Perform Unit Mortuary Affairs Operations (Digitized)	10-2-4513	5-203
Provide Human Resources Support (Digitized)	63-2-4015	5-207
Provide Class I, II, III (Pkg), IV, VII and IX Supplies (Digitized)	63-2-4051	5-210
Perform Ammunition Transfer Point Operations (Digitized)	63-2-4055	5-213
Combat Battlefield Stress (Digitized)	63-2-4303	5-215
Process Enemy Prisoners of War (Digitized)	63-2-4304	5-217
Process Captured Documents and Equipment (Digitized)	63-2-4305	5-219
Perform Field Sanitation Functions (Digitized)	63-2-4315	5-221
Perform Risk Management Procedures (Digitized)	63-2-4326	5-223
Receive Resupply by Airdrop (Digitized)	63-2-4514	5-225
Provide Unit Supply Support (Digitized)	63-2-4515	5-227
Receive External Sling Load Resupply (Digitized)	63-2-4516	5-231
Set Up Supply Platoon Headquarters and Sections (Digitized)	63-2-4538	5-234
Supervise Supply Platoon Operations (Digitized)	63-2-4540	5-237
Coordinate Class III and V Logistics Package (LOGPAC) Operations (Digitized)	63-2-4549	5-239
Plan Unit Move (Digitized)	63-2-4001	5-243
Plan Occupation of New Area of Operations (Digitized)	63-2-4007	5-246
Plan Unit Defense (Digitized)	63-2-4010	5-248
Plan Area Damage Control Operations (Digitized)	63-2-4014	5-251
Maintain Communications (Digitized)	63-2-4017	5-253
Establish Communications (Digitized)	63-2-4040	5-257
Plan Unit Mobilization in a Peacetime Environment	63-2-4827	5-260
Plan Unit Deployment Activities Upon Receipt of a Warning Order	63-2-4828	5-263
Plan Unit Redeployment	63-2-4829	5-266

**SUPPLY COMPANY, AVIATION SUPPORT BATTALION
SITUATIONAL TRAINING EXERCISE
DEPLOY COMPANY LEVEL UNIT
STX 63-2-E0020**

1. Objective. This STX trains the unit in deployment to a new theater of operations. This STX also provides the commander and key leaders with practice in planning, controlling, and coordinating unit and headquarters deployment activities. The unit must become proficient in planning, preparing, and executing strategic deployment operations.

2. Interface.

a. This STX supports the unit FTX - Provide Supply Support.

b. This STX supports the ASB STX - Supervise Deployment of Subordinate Elements to New Theater of Operations.

3. Training.

a. Leader Training.

(1) This STX can be used to plan and implement deployment (land, sea, or air) of the unit as a part of an FTX.

(2) During classroom activities, the use of the TSOP; the responsibilities and procedures outlined in FMs 4-01.011, 4-01.30, 63-23-2, and 3-35; and ARs 700-84 and 750-1 should be discussed. The T&EOs listed in this STX should also be reviewed.

(3) The senior trainer should use a map of the area where the STX is to be conducted and a sand table model to match the actual terrain, if possible. Sand tables allow detailed terrain analysis and aid situational awareness.

(4) Command Post Exercises (CPX), Command Field Exercises (CFX), and TEWTs provide ground training for leaders. STXs support such exercises.

(5) Simulations and games teach leaders as part of a continuing officer and NCO development program.

(6) Tips for leader training.

(a) Leaders should familiarize themselves with the procedures for planning and executing deployment operations. Leaders should also familiarize themselves with the installation SOP for supporting unit deployments.

(b) Leaders should conduct a personal reconnaissance of the training area where deployment activities will take place.

(c) Leaders should review the unit and higher echelon deployment SOPs.

b. Tips for Training.

(1) After the unit demonstrates proficiency for the tasks in this STX, this STX can be trained under varying options.

- (a) Inclement weather.
- (b) Various unit category levels.
- (c) Different modes of transportation.
- (d) With or without OPFOR interdiction.
- (e) With or without NBC conditions.
- (f) Day or night.
- (g) Movement over single or multiple routes.

(2) The unit must become proficient in the basics of planning and executing deployment before attempting complex options.

(3) After proficiency in this STX is reached, the unit sustains proficiency by executing this STX as part of an FTX.

4. Training Enhancers.

a. The commander, in coordination with Headquarters, ASB, secures deployment guidance, obtains pertinent SOPs, and reviews deployment outload planning.

b. UMO updates unit deployment plans in coordination with unit leaders, HQ, ASB, and installation support elements.

c. The ASB S2/S3 provides the unit with the deployment sequence.

d. Unless otherwise approved by the senior OC, all reports and recommendations should be provided in hard copy to the senior trainer for evaluation.

e. This exercise begins with the receipt of a deployment warning order and ends when the unit is established in the new theater of operations. AARs are conducted as shown in Table 4-5. This table 4-5 includes a suggested scenario.

**Table 4-5. Supply Company, Aviation Support Battalion STX 63-2-E0020,
Deploy Company Level Unit**

<u>SEQUENCE</u>	<u>EVENT</u>	<u>ESTIMATED TIME</u>
1.	Receive warning order	10 min
2.	Verify warning order	10 min
3.	Initiate Recall Plan	30 min
4.	*Perform administrative and personnel activities	1 hr
5.	Establish local security	20 min

**Table 4-5. Supply Company, Aviation Support Battalion STX 63-2-E0020,
Deploy Company Level Unit (continued)**

<u>SEQUENCE</u>	<u>EVENT</u>	<u>ESTIMATED TIME</u>	
6.	Brief key personnel		30 min
7.	*Update movement, deployment, and marshaling area plans	2 hrs	30 min
8.	AAR	1 hr	
9.	Assemble deployment teams		30 min
10.	Identify installation deployment support element		20 min
11.	*Inspect vehicles and unit equipment	1 hr	30 min
12.	*Conduct showdown inspections	1 hr	30 min
13.	*Undergo SRP processing	2 hrs	
14.	*Prepare vehicles and equipment	4 hrs	15 min
15.	*Load vehicles and equipment	3 hrs	
16.	AAR	1 hr	
17.	Receive movement order		30 min
18.	Conduct non tactical road march	1 hr	
19.	Arrive at APOE/SPOE		10 min
20.	Perform embarkation activities	2 hrs	
21.	AAR	1 hr	
22.	Arrive at APOD/SPOD		30 min
23.	Perform debarkation activities	2 hrs	
24.	Perform staging area activities	1 hr	
25.	AAR	1 hr	
26.	Receive movement order		30 min
27.	Conduct tactical road march	1 hr	
28.	Defend march element		30 min
29.	AAR	1 hr	
30.	Perform advance/quartering party activities	2 hrs	
31.	Perform set up activities	3 hrs	
32.	Final AAR	2 hrs	
Total Time: 23 hrs 40 min			
NOTE: Events will be trained to standard, not time limitations. The time required to train an event will vary based on METT-TC factors and the training proficiency of the unit.			
* Indicates time is not added to the total time because tasks/events are performed simultaneously with other tasks/events.			

5. General Situation.

a. The HSC is currently deployed at home station. The unit is under the command and control of Headquarters, ASB.

b. Platoon and Section leaders and battalion staff OIC/NCOIC provide personnel and equipment status reports.

- c. The installation provides required deployment support.
- d. APODs, SPODs, and the OCONUS location are identified.

6. FRAGO. The commander issues the following FRAGO:

"We have been alerted to deploy HSC, ASB OCONUS to support Aviation Brigade and Division Cavalry Squadron operations. New OCONUS location is -----, vicinity ----- (grid coordinates). Execute our deployment plan. Be prepared to deploy within ----- hours."

7. Support Requirements.

a. Minimum Trainer and Observer Controller (OCs) Requirements. This exercise should be conducted with the unit commander as the trainer and primary OC. If possible, an evaluator should be with each platoon. One evaluator is also needed for the company headquarters and food service section.

b. Opposing Force:

- (1) The OPFOR is not required for this situational training exercise.
- (2) The OPFOR should have specific missions and be controlled whenever used.
- (3) The MILES can be used or the OCs can assess facility damage, equipment losses, and personnel casualties.

c. Vehicles and Communications. Vehicles and communications equipment organic to the unit are used. When OPFOR is employed, vehicles with voice and FBCB2 communications are used.

d. Maneuver Area. Depending upon the LTA, it is desirable to have an adequate training area for setting up operations, which is 1.5 by 1.5 kilometers. A road network is required that allows a road march of at least 10 kilometers.

e. Master Incident List (MIL). During the STX, the MIL is essential to provide input to drive unit actions.

f. Consolidated Support Requirements. Table 4-6 shows the suggested support requirements for this STX.

Table 4-6. Consolidated support requirements for STX 63-2-E0020, Deploy Company Level Unit

<u>AMMUNITION</u>	<u>QUANTITY</u>
5.56 mm SAW (Blank)	None
5.56 mm SAW (Blank)	None
5.56 mm (Blank)	None
5.56 mm (Blank)	None
40 mm (Blank)	None
9 mm (Blank)	None
.50 Cal (Blank)	None
Blank adapter	None
MILES	None

Table 4-6. Consolidated support requirements for STX 63-2-E0020, Deploy Company Level Unit (continued)

<u>AMMUNITION</u>	<u>QUANTITY</u>
Smoke grenades	None
Smoke grenades	None
Simulators, booby trap	None
Claymore Mine (tng)	None
<u>FUEL</u>	
Use known historical data or Operations Logistics Planner (OPLOGPLN) software. Multiply the pieces of equipment times the amount of fuel per mile (or hour), times the tentative operating mileage (or hours).	
<u>NBC EQUIPMENT</u>	
TOE equipment is used.	
<u>EQUIPMENT</u>	NONE
All organic equipment, to include authorized TOE and CTA, is used. Rail and aircraft loads are simulations.	
<u>OTHER</u>	
Meals	Based on ration cycle
War Wound Mouflage Set	None
Aircraft for simulated air attack	None
Fire Marker Control System	None
NOTE: The consolidated support requirements outlined in this STX are intended as suggestions only. The actual firing of blank ammunition is not necessary to train this STX. However, local policies or constraints may not allow for providing the items in the suggested amount.	

8. **T&EO Sequence.** Table 4-7 lists the T&EOs for this STX.

Table 4-7. T&EOs from Chapter 5 to use in evaluating STX 63-2-E0020, Deploy Company Level Unit

Task	Task Number	Page
Prepare Unit to Move (Digitized)	63-2-4002	5-5
Conduct Tactical Road March (Digitized)	63-2-4003	5-9
Perform Advance/Quartermen Party Activities (Digitized)	63-2-4008	5-13
Occupy New Operating Site (Digitized)	63-2-4009	5-17
Perform Deployment Alert Activities	63-2-4801	5-23
Perform Human Resources Predeployment Activities	63-2-4802	5-26
Perform Predeployment Supply Activities	63-2-4804	5-31
Perform Predeployment Maintenance Activities	63-2-4805	5-34
Prepare Vehicles and Equipment for Deployment	63-2-4806	5-37

**Table 4-7. T&EOs from Chapter 5 to use in evaluating STX 63-2-E0020,
Deploy Company Level Unit (continued)**

Task	Task Number	Page
Prepare Unit For Nontactical Move	63-2-4807	5-42
Conduct Nontactical Road March	63-2-4808	5-45
Perform Sea Port of Embarkation Activities for Deployment	63-2-4809	5-48
Perform Aerial Port of Embarkation Activities for Deployment	63-2-4810	5-52
Perform Aerial Port of Debarkation Activities for Deployment	63-2-4811	5-55
Perform Sea Port of Debarkation Activities for Deployment	63-2-4812	5-58
Prepare Equipment Reception Team for Tactical Road March	63-2-4813	5-61
Conduct Integration Activities	63-2-4825	5-99
Conduct Staging Activities	63-2-4826	5-101
Defend Convoy Elements (Digitized)	63-2-4006	5-115
Prepare Unit for Nuclear, Biological, and Chemical Conditions (Digitized)	63-2-4013	5-123
Employ Operations Security Measures (Digitized)	63-2-4016	5-126
Employ Physical Security Measures (Digitized)	63-2-4306	5-165
Treat Casualties (Digitized)	08-2-0003.63-0001	5-179
Transport Casualties (Digitized)	08-2-C316.63	5-182
Perform Unit Mortuary Affairs Operations (Digitized)	10-2-4513	5-203
Combat Battlefield Stress (Digitized)	63-2-4303	5-215
Process Enemy Prisoners of War (Digitized)	63-2-4304	5-217
Process Captured Documents and Equipment (Digitized)	63-2-4305	5-219
Perform Risk Management Procedures (Digitized)	63-2-4326	5-223
Plan Occupation of New Area (Digitized)	63-2-4007	5-246
Plan Unit Defense (Digitized)	63-2-4010	5-248
Plan Area Damage Control Operations (Digitized)	63-2-4014	5-251
Maintain Communications (Digitized)	63-2-4017	5-253
Establish Communications (Digitized)	63-2-4040	5-257
Plan Unit Mobilization in A Peacetime Environment	63-2-4827	5-260
Plan Unit Deployment Activities Upon Receipt of a Warning Order	63-2-4828	5-263

**SUPPLY COMPANY, AVIATION SUPPORT BATTALION
SITUATION TRAINING EXERCISE
RELOCATE COMPANY LEVEL UNIT
STX 63-2-E0021**

1. Objective. This STX trains the unit in planning, coordinating, and relocating HSC to a new operating site. This STX provides the commander and key leaders practice in selecting routes; ground convoy planning; advance/quartermen party planning; coordinating required Aviation Brigade, Cavalry Squadron, and unit internal support for the move; and controlling movement. The unit must become proficient in planning, preparing, and relocating to a new operating site while simultaneously supporting the Aviation Brigade and Cavalry Squadron.

2. Interface.

a. This STX supports the unit FTX - Provide Supply Support.

b. This STX supports the ASB STX - Supervise Relocation of Subordinate Elements and Sustainment Resources.

3. Training.

a. Leader Training.

(1) This STX can be used to plan and implement movement of the unit as part of a CPX or FTX.

(2) During classroom activities, the use of the TSOP and responsibilities and procedures outlined in FMs 4-93.30, 63-23-2, and 4-93.2 should be discussed. The T&EOs listed in this STX should also be reviewed.

(3) CPX, CFX, and TEWTs provide ground training for leaders. STXs support such exercises.

(4) Situational awareness should be maintained throughout actual convoy movement using the real time on the move capability of FBCB2 systems.

(5) Tips for leader training.

(a) Leaders should familiarize themselves with the procedures for planning and executing movement.

(b) The unit TSOP should be reviewed.

(c) A personal reconnaissance should be conducted, if possible, of the training area where movement and establishment will be performed.

b. Tips for Training.

(1) After the unit demonstrates proficiency for the tasks in this STX, this STX can be trained under varying options.

(a) Elements moving over single or multiple routes.

(b) With or without OPFOR interdictions.

- (c) With or without NBC conditions.
- (d) Day or night.
- (e) Single or multiple lift moves.

(2) The unit must become proficient in the basics of planning and conducting the movement and relocation of the unit while continuing to support the Aviation Brigade and Cavalry Squadron before attempting more complex options.

(3) After proficiency in this STX is reached, the unit sustains proficiency by executing this STX as part of an FTX.

4. Training Enhancers.

a. The unit commander determines movement priorities based on the ASB Commander's guidance, type of operations, or his judgment. The enemy situation will affect security requirements.

b. The unit plans the move and determines the command post location in conjunction with Headquarters, Aviation Support Battalion.

c. Unless otherwise approved by the chief OC, all reports and recommendations should be provided in hard copy to the senior trainer for evaluation.

d. The unit should be able to relocate at least once every 48 hours.

e. This exercise begins with receipt of a warning order and ends after briefing the commander. AARs are conducted as shown in Table 4-8. Table 4-8 is a suggested scenario.

Table 4-8. Supply Company, Aviation Support Battalion STX 63-2-E0021, Relocate Company Level Unit

<u>SEQUENCE</u>	<u>EVENT</u>	<u>ESTIMATED TIME</u>
1.	Receive warning order	15 min
2.	Prepare to move	50 min
3.	AAR	30 min
4.	Dispatch advance/quartering party	20 min
5.	Dismantle area	50 min
6.	Organize march unit(s)	30 min
7.	Cross SP	10 min
8.	Conduct road march	1 hr
9.	Issue FRAGO	10 min
10.	Cross contaminated area	45 min
11.	AAR	1 hr
12.	Continue road march	15 min
13.	Respond to OPFOR ambush	30 min
14.	AAR	1 hr

Table 4-8. Supply Company, Aviation Support Battalion STX 63-2-E0021, Relocate Company Level Unit (continued)

<u>SEQUENCE</u>	<u>EVENT</u>	<u>ESTIMATED TIME</u>
15.	Continue road march	15 min
16.	Cross RP	10 min
17.	Verify closing reports	1 hr
18.	Brief commander	30 min
19.	Final AAR	1 hr
Total Time: 11 hrs		
NOTE: Events will be trained to standard, not time limitations. The time required to train an event will vary based on METT-TC factors and the training proficiency of the unit.		

5. General Situation.

- a. The Supply Company is deployed in a combat zone. Its mission is to provide supply support.
- b. Pertinent maps and engineer overlays are available.
- c. The Advance Party will perform route reconnaissance.
- d. The OPFOR is capable of launching air or ground attacks, employing NBC agents, and engaging in EW.
- e. Major deviation(s) from the displacement plan may occur.
- f. This exercise is conducted in all environmental conditions.

6. FRAGO. The commander issues the following FRAGO:

"We will convoy to our new area of operations. We must be responsive to Aviation Brigade and Cavalry Squadron supply requirements even during our move. The enemy has the capability to interdict our movement along the entire main supply route. Maintain march discipline and proper distance between vehicles and serials. Be prepared for immediate action drill in case of ambush. Platoon Leaders will maintain comms with company headquarters using FBCB2 communications and report to me enemy activity or any other activity that impedes the progress of the unit. All serials report in as you reach each designated checkpoint. Go to MOPP2. ASB S2/S3 states contaminated area on current route of march vicinity ----. Our convoy will be rerouted at checkpoint ---- to the alternate MSR. All serials will report upon closure at the new operating site."

7. Support Requirements.

- a. Minimum Trainer/OCs. This exercise should be conducted with the unit commander as the trainer and primary OC. If possible, there should be an evaluator with each platoon.
- b. Opposing Force:
 - (1) OPFOR may or may not be required when the exercise is conducted as part of a CPX. OPFOR should be used if the exercise is part of an FTX.
 - (2) OPFOR should have specific missions and be controlled when used.
 - (3) MILES can be used, or the OC can assess damage to the unit.
- c. Vehicles and Communications. Vehicles and communications equipment organic to the unit are used. When an OPFOR is employed, a vehicle with radio and FBCB2 communications is needed for the OC.
- d. Maneuver Area. A training area of sufficient size, approximately 1.5 kilometers by 1.5 kilometers, is needed to support the number of vehicles and equipment in the unit. A road network is required that allows a road march of at least 20 kilometers. Vegetation and terrain should allow cover and concealment for facilities, vehicles, and equipment.
- e. Master Incident List (MIL). During the STX, the MIL is essential to provide input to drive unit actions.
- f. Consolidated Support Requirements. Table 4-9 shows the suggested support requirements for this STX.

Table 4-9. Consolidated support requirements for STX 63-2-E0021, Relocate Company Level Unit

<u>AMMUNITION</u>	<u>QUANTITY</u>
5.56 mm SAW (Blank)	300 rds/wpn
5.56 mm SAW (Blank)	600 rds/wpn OPFOR
5.56 mm (Blank)	150 rds/wpn
5.56 mm (Blank)	300 rds/wpn OPFOR
40 mm (Blank)	300 rds/wpn
9 mm (Blank)	30 rds/wpn
.50 Cal (Blank)	400 rds/wpn
Blank adapter	1 set/wpn
MILES	1 set/wpn
Smoke grenades	4 per platoon/section
Smoke grenades	4 ea OPFOR
Simulators, booby trap	4 per unit
Claymore Mine (tng)	4-6 per unit

**Table 4-9. Consolidated support requirements for STX 63-2-E0021,
Relocate Company Level Unit (continued)**

<u>AMMUNITION</u>	<u>QUANTITY</u>
<u>OPFOR</u>	
Simulators, hand grenades	10 per OPFOR
ATWESS	1 Per LAW
Claymore Mine (tng)	4-6 per OPFOR
Simulators, arty	2 per trainer/evaluator
Simulators, arty	4 ea OPFOR
<u>FUEL</u>	
Use known historical data or Operations Logistics Planner (OPLOGPLN) software. Multiply the pieces of equipment times the amount of fuel per mile (or hour), times the tentative operating mileage (or hours).	
<u>NBC EQUIPMENT</u>	
TOE equipment is used.	
<u>EQUIPMENT</u>	
All organic equipment, to include authorized TOE and CTA, is used. Rail and aircraft loads are simulations.	
<u>OTHER</u>	
Meals	3 per individual per day
War Wound Mouflage Set	1 each
Aircraft for simulated air attack	1 each
Fire Marker Control System	(when available)
NOTE: The consolidated support requirements outlined in this STX are intended as suggestions only. The actual firing of blank ammunition is not necessary to train this STX. However, local policies or constraints may not allow for providing of these items in the suggested amount.	

8. **T&EO Sequence.** Table 4-10 lists the T&EOs for this STX.

**Table 4-10. T&EOs from Chapter 5 to use in evaluating STX 63-2-E0021,
Relocate Company Level Unit**

Task	Task Number	Page
Prepare Unit to Move (Digitized)	63-2-4002	5-5
Conduct Tactical Road March (Digitized)	63-2-4003	5-9
Perform Advance/Quartering Party Activities (Digitized)	63-2-4008	5-13
Use Passive Air Defense Measures (Digitized)	63-2-4307	5-104
Take Active Air Defense Measures Against Hostile Aircraft (Digitized)	63-2-4308	5-107
Cross a Radiologically Contaminated Area (Digitized)	63-2-4005	5-110
Defend Convoy Elements (Digitized)	63-2-4006	5-115

**Table 4-10. T&EOs from Chapter 5 to use in evaluating STX 63-2-E0021,
Relocate Company Level Unit (continued)**

Task	Task Number	Page
Employ Operations Security Measures (Digitized)	63-2-4016	5-126
Perform Operational Decontamination (Digitized)	63-2-4018	5-130
Perform Thorough Decontamination (Digitized)	63-2-4019	5-132
Cross a Chemically Contaminated Area (Digitized)	63-2-4226	5-161
Employ Physical Security Measures (Digitized)	63-2-4306	5-165
Respond to a Chemical Attack (Digitized)	63-2-4334	5-173
Treat Casualties (Digitized)	08-2-0003.63-0001	5-179
Transport Casualties (Digitized)	08-2-C316.63	5-182
Perform Unit Mortuary Affairs Operations (Digitized)	10-2-4513	5-203
Provide Human Resources Support (Digitized)	63-2-4015	5-207
Combat Battlefield Stress (Digitized)	63-2-4303	5-215
Process Enemy Prisoners of War (Digitized)	63-2-4304	5-217
Process Captured Documents and Equipment (Digitized)	63-2-4305	5-219
Perform Field Sanitation Functions (Digitized)	63-2-4315	5-221
Perform Risk Management Procedures (Digitized)	63-2-4326	5-223
Plan Unit Move (Digitized)	63-2-4001	5-243
Maintain Communications (Digitized)	63-2-4017	5-253
Establish Communications (Digitized)	63-2-4040	5-257

**SUPPLY COMPANY, AVIATION SUPPORT BATTALION
SITUATIONAL TRAINING EXERCISE
ESTABLISH COMPANY LEVEL AREA
STX 63-2-E0022**

1. Objective. This STX is designed to train the Supply Company in establishing its command post, Supply Platoon headquarters and sections, Class III and V Platoon headquarters and sections, and administrative and bivouac areas following a tactical move. It provides the company commander and key leaders practice in planning, coordinating, and supervising those activities required to achieve a trained and ready supply support capability. Company personnel must become proficient in occupying and setting up new areas for command, communications and control functions, life support functions, and supply support operations. The unit must become proficient in establishing its command and control systems, administrative and mission support areas of operations, and preparing defensive positions.

2. Interface.

a. This STX supports the unit FTX - Provide Supply Support.

b. This STX supports the ASB STX - Supervise Establishment of Subordinate Elements and Sustainment Resources.

3. Training.

a. Leader Training.

(1) This STX can be used to plan and execute unit buildup in a new location as part of a CPX or FTX.

(2) During classroom activities, the use of the TSOP; responsibilities and procedures outlined in FMs 4-93.2, 63-23-2; and the T&EOs listed in this STX should be reviewed.

(3) Leaders should use a map of the actual area where the STX is to be conducted and a sand table model to match the actual terrain, if possible.

(4) Tips for leader training.

(a) Leaders should familiarize themselves with the functional procedures for establishing communications with higher and supported units. Leaders should also be familiar with the procedures for establishing the unit command and control system, as well as procedures for establishing and operating supply points, aviation retail refuel sites, bulk class III transload sites, and ammunition transfer point sites.

(b) The unit should review the HSC, Aviation Brigade and Cavalry Squadron TSOPs.

(c) A personal reconnaissance should be conducted, if possible, of the training area where movement and establishment will be performed.

b. Tips for Training.

(1) After the unit demonstrates proficiency for the tasks in this STX, this STX can be trained under varying options.

- (a) With or without OPFOR interdictions.
- (b) With or without NBC conditions.
- (c) In a field or military operations urban terrain (MOUT) environment.

(2) The unit must become proficient in the doctrine and TTP for establishing situational awareness, command and control facilities, and supply support areas before attempting more complex options.

(3) After proficiency in this STX is reached, the unit sustains proficiency by executing this STX as part of an FTX.

4. Training Enhancers.

a. The unit commander should have conducted a tactical road march. The unit must be prepared at any time to defend against air, ground, or terrorist attacks during daylight or darkness, and to respond appropriately to enemy or friendly NBC operations.

b. The unit established the new operating site in accordance with the TSOP. When the site is operational, the ASB S2/S3 is notified the unit is prepared to perform its operational mission.

c. Unless otherwise approved by the chief OC, all reports and recommendations should be provided in hard copy to the senior trainer for evaluation.

d. This exercise begins when the unit advance/quartering party arrives at the new site and ends when the unit area is established. AARs are conducted as shown in Table 4-11. Table 4-11 is a suggested scenario.

**Table 4-11. Supply Company, Aviation Support Battalion STX 63-2-E0022,
Establish Company Level Area**

<u>SEQUENCE</u>	<u>EVENT</u>	<u>ESTIMATED TIME</u>	
1.	Conduct quartering/advance party activities	2 hrs	
2.	*Set up defensive positions	1 hr	30 min
3.	*Set up command post	1 hr	
4.	*Establish unit operating areas	1 hr	
5.	*Establish unit mission areas	1 hr	
6.	*Set up administrative and bivouac areas	1 hr	
7.	Issue FRAGO		10 min
8.	AAR	1 hr	
Total Time: 8 hrs 40 min			
NOTE: Events will be trained to standard, not time limitations. The time needed to train an event will vary based on METT-TC factors and the training proficiency of the unit.			
* Indicates events are performed simultaneously.			

5. General Situation.

- a. The advance/quartering party has performed preliminary security and organization of the new site. The unit elements follow. They establish operations and defend at any time during buildup.
- b. A site reconnaissance has been performed.
- c. A tentative support area layout plan and defense plan is available.
- d. Sufficient supplies and equipment are available.
- e. NBC detection equipment is available.
- f. This exercise is conducted in all environmental conditions.
- g. The OPFOR has the potential to conduct ground, air, and NBC warfare.
- h. The exercise is conducted in a field site or MOUT environment.

6. FRAGO. The commander issues the following FRAGO:

"We will support the Aviation Brigade and Cavalry Squadron from our new location for the next 2 days. The enemy is capable of mounting attacks throughout the Aviation Support Area (ASA) and also of bringing indirect fire upon us. I want the Headquarters area set up and operational immediately. Get voice and FBCB2 comms in quickly with ASB and Aviation Brigade staff elements, General Support Aviation Battalion and Attack Battalion Support Operations Sections, and the Cavalry Squadron S4. Coordinate with ASB Support Operations as to the initial locations of aviation battalion and cavalry squadron support areas, company and troop level logistics release points, and requirements for all supported units. Platoon Leaders begin setting up in your respective areas. Use cover and concealment to mask our activities and strict enforcement of light and noise discipline. Get your LPs/Ops out. I will visit each of your areas and provide further guidance. Personnel will remain at MOPP2 based on reports of enemy threat capabilities."

7. Support Requirements.

- a. Minimum Trainer and OCs. This exercise should be conducted with the unit commander as the trainer and primary OC. If possible, there should be an evaluator with each platoon.
- b. Opposing Force:
 - (1) The OPFOR should not be more than platoon size with crew-served weapons.
 - (2) OPFOR should be well trained in threat tactics, have specific missions and be controlled when used.
 - (3) The MILES can be used, or the OC can assess damage to the unit.
- c. Vehicles and Communications. Vehicles and communications equipment organic to the unit are used. When OPFOR is employed, a vehicle with FBCB2 and radio is needed for the OC.
- d. Maneuver Area. Depending upon the LTA, an adequate training area of approximately 1.5 by 1.5 kilometers is desired.
- e. Master Incident List (MIL). During the STX, the MIL is essential to provide input to drive unit actions.

f. Consolidated Support Requirements. Table 4-12 shows the suggested support requirements for this STX.

**Table 4-12. Consolidated support requirements for STX 63-2-E0022,
Establish Company Level Area**

<u>AMMUNITION</u>	<u>QUANTITY</u>
5.56 mm SAW (Blank)	300 rds/wpn
5.56 mm SAW (Blank)	600 rds/wpn OPFOR
5.56 mm (Blank)	150 rds/wpn
5.56 mm (Blank)	300 rds/wpn OPFOR
40 mm (Blank)	300 rds/wpn
9 mm (Blank)	30 rds/wpn
.50 Cal (Blank)	400 rds/wpn
Blank adapter	1 set/wpn
MILES	1 set/wpn
Smoke grenades	4 per platoon/section
Smoke grenades	4 ea OPFOR
Simulators, booby trap	4 per unit
Claymore Mine (tng)	4-6 per unit
Simulators, hand grenades	10 per OPFOR
ATWESS	1 Per LAW
Claymore Mine (tng)	4-6 per OPFOR
Simulators, arty	2 per trainer/evaluator
Simulators, arty	4 ea OPFOR
<u>FUEL</u>	
Use known historical data or Operations Logistics Planner (OPLOGPLN) software. Multiply the pieces of equipment times the amount of fuel per mile (or hour), times the tentative operating mileage (or hours).	
<u>NBC EQUIPMENT</u>	
TOE equipment is used.	
<u>EQUIPMENT</u>	
All organic equipment, to include authorized TOE and CTA, is used. Rail and aircraft loads are simulations.	
<u>OTHER</u>	
Meals	Based on ration cycle
War Wound Moulage Set	1 each
Aircraft for simulated air attack	1 each
Fire Marker Control System	(when available)
NOTE: The consolidated support requirements outlined in this STX are intended as suggestions only. The actual firing of blank ammunition is not necessary to train this STX. However, local policies or constraints may not allow for providing the items.	

8. **T&EO Sequence.** Table 4-13 lists the T&EOs for this STX.

**Table 4-13. T&EOs from Chapter 5 to use in evaluating STX 63-2-E0022,
Establish Company Level Area**

Task	Task Number	Page
Perform Advance/Quartering Party Activities (Digitized)	63-2-4008	5-13
Occupy New Operating Site (Digitized)	63-2-4009	5-17
Set Up Unit Headquarters and Bivouac Areas (Digitized)	63-2-4550	5-20
Use Passive Air Defense Measures (Digitized)	63-2-4307	5-104
Set Up Unit Defense (Digitized)	63-2-4011	5-120
Prepare Unit for Nuclear, Biological, and Chemical Conditions (Digitized)	63-2-4013	5-123
Employ Operations Security Measures (Digitized)	63-2-4016	5-126
Employ Physical Security Measures (Digitized)	63-2-4306	5-165
Treat Casualties (Digitized)	08-2-0003.63-0001	5-179
Transport Casualties (Digitized)	08-2-C316.63	5-182
Set Up Class III and V Platoon Headquarters and Sections (Digitized)	10-2-0226	5-192
Perform Unit Mortuary Affairs Operations (Digitized)	10-2-4513	5-203
Provide Human Resources Support (Digitized)	63-2-4015	5-207
Combat Battlefield Stress (Digitized)	63-2-4303	5-215
Process Enemy Prisoners of War (Digitized)	63-2-4304	5-217
Process Captured Documents and Equipment (Digitized)	63-2-4305	5-219
Perform Field Sanitation Functions (Digitized)	63-2-4315	5-221
Perform Risk Management Procedures (Digitized)	63-2-4326	5-223
Provide Unit Supply Support (Digitized)	63-2-4515	5-227
Set Up Supply Platoon Headquarters and Sections (Digitized)	63-2-4538	5-234
Plan Occupation of New Area of Operations (Digitized)	63-2-4007	5-246
Plan Unit Defense (Digitized)	63-2-4010	5-248
Plan Area Damage Control Operations (Digitized)	63-2-4014	5-251
Maintain Communications (Digitized)	63-2-4017	5-253
Establish Communications (Digitized)	63-2-4040	5-257

**SUPPLY COMPANY, AVIATION SUPPORT BATTALION
SITUATIONAL TRAINING EXERCISE
RECEIVE, STORE AND ISSUE CLASS I, II, III, IV, V, VII, AND IX SUPPLIES
STX 42-2-E0032**

1. **Objective.** This STX is designed to train the Supply Company in providing supply support to the Aviation Brigade, ASB subordinate units, and Cavalry Squadron. This STX provides the company commander and key leaders with practice in planning, coordinating, and supervising the receipt, storage and issue of selected classes of supply. The mission encompasses supply point distribution of Class I, II, III (Pkg), IV, VII, and IX supplies and unit distribution of Class III (Bulk) and Class V (ATP) to Attack Battalions and the Cavalry Squadron. The unit must become proficient in coordinating simultaneous logistics support to multiple units, receipt, storage and issue procedures, logistics package (LOGPAC)/logistics release point operations, supply and storage procedures, bulk petroleum storage and distribution, hot refuel operations, and ATP operations.
2. **Interface.**
 - a. This STX supports the unit FTX - Provide Supply Support.
 - b. This STX supports the ASB STX - Provide Direct Combat Service Support to Aviation Brigade and Area Combat Service Support to Attached Elements.
3. **Training.**
 - a. Leader Training.
 - (1) This STX can be used to train the unit as part of an FTX or CPX.
 - (2) During classroom activities, the use of the TSOP; responsibilities and procedures outlined in FMs 3-04.111, 4-93.2, 63-23-2, 4-0; and the T&EOs listed in this STX should be reviewed.
 - (3) CPX, CFX, and TEWTs provide ground training for leaders when the STX location is used. Leaders should use a map of the specific area where the STX is to be conducted, and a sand table model to match the actual terrain, if possible.
 - (4) Games and simulations are developed to teach leaders as part of a continuing officer and NCO development program. They also are used to exercise command and control at various command and staff levels.
 - (5) Tips for leader training.
 - (a) Leaders should familiarize themselves with the doctrine and TTP for establishing and operating the following: tactical supply and storage operations; petroleum storage; handling and distribution operations; aviation retail fuel operations; ATP operations; ground and aerial resupply operations; and LOGPAC operations.
 - (b) The Supply Company should review the Aviation Brigade, Cavalry Squadron, and ASB TSOPs.
 - (c) A personal reconnaissance should be conducted, if possible, of the training area where support areas will be established.

b. Tips for Training.

(1) After the unit demonstrates proficiency for the tasks in this STX, this STX can be trained under varying options.

- (a) With or without OPFOR interdictions.
- (b) With or without NBC conditions.
- (c) In a field or MOUT environment.
- (d) Day or night.

(2) The Supply Platoon and the Class III and V Platoon must become proficient in the basics of establishing situational awareness, tactical command and control, supply and storage point operations, distribution operations, ground and aerial resupply, and LOGPAC/LRP operations.

(3) After proficiency in this STX is reached, the unit sustains proficiency by executing this STX as part of an FTX

4. Training Enhancers.

a. The Supply Company Commander may conduct a tactical road march as an introductory phase of this STX. The Supply Platoon and the Class III and V Platoon must be prepared at any time to defend against air, ground, or terrorist attacks during daylight or darkness, and to respond appropriately to enemy or friendly NBC operations.

b. The Supply and Class III and V Platoons have established the new operating sites in accordance with the company commander and ASB commander's organizational plans. Platoons and sections are deployed in an efficient and tactical manner to support Aviation Brigade and Cavalry Squadron operations. When the sites are operational, the ASB S2/S3 and Support Operations Section are notified that the platoons are prepared to perform their operational missions.

c. Unless otherwise approved by the chief OC, all reports and recommendations should be provided in hard copy to the senior trainer for evaluation.

d. This exercise begins when supply support requests are received and ends when the company comes under a Level II/III attack. AARs are conducted as shown in Table 4-14. Table 4-14 is a suggested scenario.

Table 4-14. Supply Company, Aviation Support Battalion STX 42-2-E0032, Receive, Store, and Issue Class I, II, III, IV, V, VII, and IX Supplies

<u>SEQUENCE</u>	<u>EVENT</u>	<u>ESTIMATED TIME</u>
1.	*Commander issues guidance	20 min
2.	*Provide security	30 min
3.	Provide supply support functions	9 hrs
4.	Improve unit defenses	1 hr
5.	Maintain and improve communications	25 min
6.	Layout plan finalized	30 min
7.	AAR	1 hr

Table 4-14. Supply Company, Aviation Support Battalion STX 42-2-E0032, Receive, Store, and Issue Class I, II, III, IV, V, VII, and IX Supplies (continued)

<u>SEQUENCE</u>	<u>EVENT</u>	<u>ESTIMATED TIME</u>
8.	Establish command post	1 hr
9.	Operational and administrative areas established	2 hrs
10.	Perform supply support degradation	2 hrs
11.	Complete NBC preparations	1 hr
12.	Final AAR	1 hr
Total Time: 19 hrs 45 min		
NOTE: Events are performed to standard, not time limitations. The time needed to train an event will vary based on METT-TC factors and the training proficiency of the unit.		
* Events performed simultaneously.		

5. General Situation.

a. The Supply Platoon and the Class III and V Platoon have arrived at their new operating sites, completed setting up, and are ready to perform their critical wartime missions. The Supply Platoon mission is to provide Class I, II, III (Pkg), IV, VII and IX (ground and aviation) supply point distribution to the Aviation Brigade, ASB subordinate and attached units, and the Division Cavalry Squadron. The Class III and V Platoon mission is to provide bulk Class III and V support to Aviation Brigade, ASB subordinate and attached units, and the Division Cavalry Squadron. The Class III and V Platoon provides unit distribution of bulk fuel and ammunition to the Attack Battalion(s) and Cavalry Squadron, and supply point distribution for other customers. It also can establish aviation retail fuel points in the Aviation Support Area (ASA) or DSA to support MEDEVAC operations and support ground convoy operations with refuel-on-the-move (ROM) support.

- b. Site reconnaissance has been performed.
- c. Tentative layout plans, safety plans and defense plans are available.
- d. Sufficient supplies and equipment are available.
- e. Pertinent maps and overlays are available.
- f. This exercise is conducted in all environmental conditions.
- g. The OPFOR has the potential to conduct ground, air, and NBC warfare.
- h. The exercise is conducted in a field site or MOUT environment.

6. FRAGO. The commander issues the following FRAGO:

a. The commander conducts a meeting with Co HQ personnel and the Supply and Class III and V Platoon Leaders and issues the following operational guidance: "We will support the Aviation Brigade and Cavalry Squadron from our new location for at least the next 2 days. The enemy is capable of mounting ground and aerial attacks throughout the ASA and also of bringing indirect fire upon our unit positions and mission support areas. I want supply points dispersed, concealed and operational immediately. I want voice and FBCB2 comms links in with Support Operations of the ASB and GSAB, and S4s of the Aviation Brigade and Cavalry Squadron."

b. "Supply Platoon Leader: run a diagnostics check on SARRS-1 to make sure the system is up and running. Make sure your sections are dispersed and ready to provide supply point distribution of Class I, II, III (Pkg), IV, VII and IX (ground and aviation) to Aviation Brigade, ASB subordinate and attached units, and the Division Cavalry Squadron. Coordinate with ASB Support Operations using FBCB2 on unit requirements and locations. Keep me advised of any problems."

c. "Class III and V Platoon Leader: be prepared to push POL and ammo to the Attack Battalion(s) and the Cavalry Squadron on short notice. Also be prepared to support medical aviation and Aviation Brigade units in the DSA or ASA with an aviation retail fuel point. Coordinate with Support Operations using FBCB2 for supported unit requirements and the locations of company and troop-level logistics release points. Keep me updated on the status of our support operations and make sure I'm notified of any problems that impact our ability to distribute POL or ammo."

d. The company commander then follows up with these instructions: "Because the Supply Company is a prime target for threat weaponry, we must maintain OPSEC measures and NBC defenses while continuing to support. Uniform remains MOPP2. Come up on the net when your Platoons are ready to provide supply support."

7. Support Requirements.

a. Minimum Trainer and OCs. This exercise should be conducted with the unit commander as the trainer and primary OC. If possible, there should be an evaluator with each platoon and the food service section.

b. Opposing Force:

(1) The OPFOR may or may not be required when the exercise is conducted as part of a CPX. The OPFOR should be used if the exercise is part of a FTX.

(2) OPFOR should be well trained in threat tactics, have specific missions, and be controlled when used.

(3) The MILES can be used, or the OC can assess damage to the unit.

c. Vehicles and Communications. Vehicles and communications equipment organic to the unit are used. When OPFOR is employed, a vehicle and radio are needed for the OC.

d. Maneuver Area. Depending upon the LTA, it is desirable to have an adequate training area that is 1.5 by 1.5 kilometers.

e. Master Incident List (MIL). During the STX, the MIL is essential to provide input to drive unit actions.

f. Consolidated Support Requirements. Table 4-15 shows the suggested support requirements for this STX.

Table 4-15. Consolidated support requirements for STX 42-2-E0032, Receive, Store, and Issue Class I, II, III, IV, V, VII, and IX Supplies

<u>AMMUNITION</u>	<u>QUANTITY</u>
5.56 mm SAW (Blank)	300 rds/wpn
5.56 mm SAW (Blank)	600 rds/wpn OPFOR
5.56 mm (Blank)	150 rds/wpn
5.56 mm (Blank)	300 rds/wpn OPFOR
40 mm (Blank)	300 rds/wpn
9 mm (Blank)	30 rds/wpn
.50 Cal (Blank)	400 rds/wpn
Blank adapter	1 set/wpn
MILES	1 set/wpn
Smoke grenades	4 per platoon/section
Smoke grenades	4 ea OPFOR
Simulators, booby trap	4 per unit
Claymore Mine (tng)	4-6 per unit
Simulators, hand grenades	10 per OPFOR
ATWESS	1 Per LAW
Claymore Mine (tng)	4-6 per OPFOR
Simulators, arty	2 per trainer/evaluator
Simulators, arty	4 ea OPFOR
<u>FUEL</u>	
Use known historical data or Operations Logistics Planner (OPLOGPLN) software. Multiply the pieces of equipment times the amount of fuel per mile (or hour), times the tentative operating mileage (or hours).	
<u>NBC EQUIPMENT</u>	
TOE equipment is used.	
<u>EQUIPMENT</u>	
All organic equipment, to include authorized TOE and CTA, is used. Rail and aircraft loads are simulations.	
<u>OTHER</u>	
Meals	Based on ration cycle
War Wound Mouflage Set	1 each
Aircraft for simulated air attack	1 each
Fire Marker Control System	(when available)
NOTE: The consolidated support requirements outlined in this STX are intended as suggestions only. The actual firing of blank ammunition is not necessary to train this STX. However, local policies or constraints may not allow for providing the items.	

8. **T&EO Sequence.** Table 4-16 lists the T&EOs for this STX.

Table 4-16. T&EOs from Chapter 5 to use in evaluating STX 42-2-E0032, Receive, Store, and Issue Class I, II, III, IV, V, VII, and IX Supplies

Task	Task Number	Page
Use Passive Air Defense Measures (Digitized)	63-2-4307	5-104
Take Active Air Defense Measures Against Hostile Aircraft (Digitized)	63-2-4308	5-107
Employ Operations Security Measures (Digitized)	63-2-4016	5-126
Perform Operational Decontamination (Digitized)	63-2-4018	5-130
Respond to the Initial Effects of a Nuclear Attack (Digitized)	63-2-4020	5-134
Defend Against A Level I Attack (Digitized)	63-2-4021	5-136
Prepare Unit for a Chemical Attack (Digitized)	63-2-4202	5-157
Perform Radiological Decontamination (Digitized)	63-2-4207	5-159
Employ Physical Security Measures (Digitized)	63-2-4306	5-165
Prepare for a Friendly Nuclear Strike (Digitized)	63-2-4327	5-168
Respond to the Residual Effects of a Nuclear Attack (Digitized)	63-2-4328	5-170
Respond to a Chemical Attack (Digitized)	63-2-4334	5-173
Destroy Supplies and Equipment (Digitized)	63-2-4522	5-176
Treat Casualties (Digitized)	08-2-0003.63-0001	5-179
Transport Casualties (Digitized)	08-2-C316.63	5-182
Provide Food Service Support (Digitized)	10-2-0056	5-185
Provide Class III (Bulk) Supplies (Digitized)	10-2-0225	5-189
Supervise Class III and V Platoon Operations (Digitized)	10-2-0227	5-195
Conduct Quality Surveillance and Safety Programs (Digitized)	10-2-0235	5-197
Perform Unit Mortuary Affairs Operations (Digitized)	10-2-4513	5-203
Provide Human Resources Support (Digitized)	63-2-4015	5-207
Provide Class I, II, III (PKG), IV, VII, and IX Supplies (Digitized)	63-2-4051	5-210
Provide Ammunition Transfer Point Operations (Digitized)	63-2-4055	5-213
Combat Battlefield Stress (Digitized)	63-2-4303	5-215
Process Enemy Prisoners of War	63-2-4304	5-217
Process Captured Documents and Equipment (Digitized)	63-2-4305	5-219
Perform Field Sanitation Functions (Digitized)	63-2-4315	5-221
Perform Risk Management Procedures (Digitized)	63-2-4326	5-223
Receive Resupply by Airdrop (Digitized)	63-2-4514	5-225
Provide Unit Supply Support (Digitized)	63-2-4515	5-227
Receive External Sling Load Resupply (Digitized)	63-2-4516	5-231
Supervise Supply Platoon Operations (Digitized)	63-2-4540	5-237
Coordinate Class III and V Logistics Packages (LOGPAC) Operations (Digitized)	63-2-4549	5-239
Maintain Communications (Digitized)	63-2-4017	5-253

**SUPPLY COMPANY, AVIATION SUPPORT BATTALION
SITUATIONAL TRAINING EXERCISE
DEFEND ASSIGNED AREA
STX 63-2-E0025**

1. Objective. This STX trains the unit in planning and coordinating defense of its unit area. This STX provides the commander and key leaders practice in passive and active defensive measures, selection of defensive positions, coordinating defensive fires, area damage control procedures, first aid and providing support in a hostile environment. The unit must become proficient in defending its areas of operation and Headquarters, HSC.

2. Interface.

- a. This STX supports the unit FTX - Provide Supply Support.
- b. This STX supports the ASB STX - Supervise Force Protection Activities.

3. Training.

- a. Leader Training.
 - (1) This STX can be used to plan and implement defensive operations as a part of a CPX or FTX.
 - (2) Classroom activities will cover FM's 3-04.111, 4-93.2, 63-23-2; the unit TSOP; and the responsibilities and procedures outlined in the T&EOs in this STX. The trainer should emphasize the following areas:
 - (a) Implementation of the defensive plan.
 - (b) Proper use of weapons.
 - (c) Aviation and fires.
 - (d) Indirect fire and close air support (CAS) calling procedures.
 - (e) Withdrawal.
 - (f) NBC defense procedures.
 - (g) Hasty displacement procedures.
 - (h) ADC procedures.
 - (3) CPX, CFX, and TEWTs provide ground training for leaders when the exact STX is used.
 - (4) Tips for leader training.
 - (a) Leaders should familiarize themselves with the procedures for planning and executing unit defense.
 - (b) The unit TSOP should be reviewed.
 - (c) A personal reconnaissance should be conducted of the training area, if possible.

b. Tips for Training.

(1) After the unit demonstrates proficiency for the tasks in this STX, this STX can be trained under varying options.

- (a) In a field or MOUT environment.
- (b) With, or without NBC conditions.
- (c) Day or night.

(2) The unit must become proficient in the basics of planning and conducting unit defense before attempting more complex options.

(3) After proficiency in this STX is reached, the unit sustains proficiency by executing this STX as part of an FTX.

4. Training Enhancers.

a. The Supply Company may conduct a tactical road march as an introductory phase of this STX. The unit must be prepared at any time to defend against air, ground, or terrorist attacks during daylight or darkness, and be prepared to respond appropriately to enemy or friendly NBC operations.

b. Unless otherwise approved by the chief OC, all reports and recommendations should be provided in hard copy to the senior trainer for evaluation.

c. The unit should be able to relocate at least once every 48 hours.

d. This exercise begins when the unit receives notification of a Level II or III threat in the unit area and ends after the unit completes ADC operations. AARs are conducted as shown in Table 4-17. Table 4-17 is a suggested scenario.

**Table 4-17. Supply Company, Aviation Support Battalion
STX 63-2-E0025, Defend Assigned Area**

<u>SEQUENCE</u>	<u>EVENT</u>	<u>ESTIMATED TIME</u>	
1.	Receive notification of Level II/III attack		10 min
2.	Implement Level II/III threat responses	1 hr	
3.	Upgrade defensive positions	1 hr	
4.	Respond to attack	1 hr	30 min
5.	AAR	1 hr	
6.	Reorganize Defenses		30 min
7.	Break contact		30 min
8.	Handover the fight to military police units or a tactical combat force	1 hr	
9.	AAR	1 hr	

**Table 4-17. Supply Company, Aviation Support Battalion
STX 63-2-E0025, Defend Assigned Area (continued)**

<u>SEQUENCE</u>	<u>EVENT</u>	<u>ESTIMATED TIME</u>	
10.	Perform displacement		30 min
11.	Conduct ADC activities	1 hr	30 min
12.	Final AAR	1 hr	
Total Time: 10 hrs 40 min			
NOTE: Events will be trained to standard, not time limitations. The time required to train an event will vary based on METT-TC factors and the training proficiency of the unit. The estimated times are for planning purposes only.			

5. General Situation.

a. The Supply Company has established its defensive positions as part of a base cluster and has received notification of a Level II/III attack. The OPFOR has infiltrated or air dropped a platoon size or larger force into the unit support area. OPFOR will attempt to destroy or disrupt the flow of supplies and materiel, particularly Class III and Class V, to the Aviation Brigade and Cavalry Squadron. Key targets include command and control and support facilities within the ASA, as well as interdiction of the MSR.

- b. The ASB TSOP and OPORD with rear operations annex and unit TSOP are available.
- c. The unit defenses have been established.
- d. Rear operations communications systems have been established.
- e. This exercise is conducted under all environmental conditions.
- f. The OPFOR has the potential to conduct ground, air, and NBC warfare.

6. FRAGO. The commander issues the following FRAGO:

"Enemy ground forces are in the ASA. A Level II/III attack is imminent and HSC is a prime target. Cease logistics support operations and prepare for threat engagement. Execute the HSC base defense plan immediately. Report all contact with enemy forces immediately using FBCB2. Further information will be disseminated as the threat develops."

7. Support Requirements.

a. Minimum Trainer/OCs. This exercise should be conducted with the unit commander as the trainer and primary OC. A minimum of three OCs is required.

b. Opposing Force:

(1) The OPFOR should not be more than platoon (+) size with crew-served weapons. The OPFOR should have specific missions and be controlled when used.

(2) MILES can be used, or the OC can assess damage to equipment and personnel casualties.

c. Vehicles and Communications. Vehicles and communications equipment organic to the unit are used. When an OPFOR is employed, a vehicle equipped with both FBCB2 and a radio is needed for the OC.

d. Maneuver Area. A training area of sufficient size, approximately 1.5 kilometers by 1.5 kilometers is needed to support operations.

e. Master Incident List (MIL). During the STX, the MIL is essential to provide input to drive unit actions.

f. Consolidated Support Requirements. Table 4-18 shows the suggested support requirements for this STX.

Table 4-18. Consolidated support requirement STX 63-2-E0025, Defend Assigned Area

<u>AMMUNITION</u>	<u>QUANTITY</u>
5.56 mm SAW (Blank)	300 rds/wpn
5.56 mm SAW (Blank)	600 rds/wpn OPFOR
5.56 mm (Blank)	150 rds/wpn
5.56 mm (Blank)	300 rds/wpn OPFOR
40 mm (Blank)	300 rds/wpn
9 mm (Blank)	30 rds/wpn
.50 Cal (Blank)	400 rds/wpn
Blank adapter	1 set/wpn
MILES	1 set/wpn
Smoke grenades	4 per platoon/section
Smoke grenades	4 ea OPFOR
Simulators, booby trap	4 per unit
Claymore Mine (tng)	4-6 per unit
Simulators, hand grenades	10 per OPFOR
ATWESS	1 Per LAW
Claymore Mine (tng)	4-6 per OPFOR
Simulators, arty	2 per trainer/evaluator
Simulators, arty	4 ea OPFOR
<u>FUEL</u>	
Use known historical data or Operations Logistics Planner (OPLOGPLN) software. Multiply the pieces of equipment times the amount of fuel per mile (or hour), times the tentative operating mileage (or hours).	
<u>NBC EQUIPMENT</u>	
TOE equipment is used.	
<u>EQUIPMENT</u>	
All organic equipment, to include authorized TOE and CTA, is used. Rail and aircraft loads are simulations.	

**Table 4-18. Consolidated support requirement STX 63-2-E0025,
Defend Assigned Area (continued)**

OTHER	
Meals	Based on ration cycle
War Wound Mouflage Set	1 each
Aircraft for simulated air attack	1 each
Fire Marker Control System	(when available)
NOTE: The consolidated support requirements outlined in this STX are intended as suggestions only. The actual firing of blank ammunition is not necessary to train in this STX. However, local policies or constraints may not allow for providing the items.	

8. **T&EO Sequence.** Table 4-19 lists the T&EOs for this STX.

**Table 4-19. T&EOs from Chapter 5 to use in evaluating STX 63-2-E0025,
Defend Assigned Area**

Task	Task Number	Page
Use Passive Air Defense Measures (Digitized)	63-2-4307	5-104
Take Active Air Defense Measures Against Hostile Aircraft (Digitized)	63-2-4308	5-107
Employ Operational Security Measures (Digitized)	63-2-4016	5-126
Prepare Unit for Level II/III Threat (Digitized)	63-2-4022	5-139
Conduct Hasty Displacement (Digitized)	63-2-4023	5-142
Defend Unit Area (Digitized)	63-2-4024	5-145
Perform Withdrawal Under Fire (Digitized)	63-2-4025	5-148
Reorganize Unit Defense (Digitized)	63-2-4026	5-150
Execute Battle Handover (Digitized)	63-2-4027	5-152
Perform Area Damage Control Functions (Digitized)	63-2-4028	5-154
Employ Physical Security Measures (Digitized)	63-2-4306	5-165
Destroy Supplies and Equipment (Digitized)	63-2-4522	5-176
Treat Casualties (Digitized)	08-2-0003.63-0001	5-179
Transport Casualties (Digitized)	08-2-C316.63	5-182
Perform Unit Mortuary Affairs Operations (Digitized)	10-2-4513	5-203
Combat Battlefield Stress (Digitized)	63-2-4303	5-215
Process Enemy Prisoners of War (Digitized)	63-2-4304	5-217
Process Captured Documents and Equipment (Digitized)	63-2-4305	5-219
Perform Risk Management Procedures (Digitized)	63-2-4326	5-223
Plan Unit Defense (Digitized)	63-2-4010	5-248
Maintain Communications (Digitized)	63-2-4017	5-253

**SUPPLY COMPANY, AVIATION SUPPORT BATTALION
SITUATIONAL TRAINING EXERCISE
REDEPLOY COMPANY LEVEL UNIT
STX 63-2-E0026**

1. Objective. This STX trains the unit in redeployment from a theater of operations to home station or a mobilization site. This STX also provides the commander and key leaders with practice in controlling and coordinating unit redeployment activities. The unit must become proficient in planning and preparing the unit for redeployment operations.

2. Interface.

- a. This STX supports the unit FTX - Provide Supply Support.
- b. This STX supports the ASB STX - Redeploy Unit to Home Station.

3. Training.

- a. Leader Training.

(1) This STX can be used to plan and implement redeployment (land, sea, or air) of the unit as a part of an FTX.

(2) During classroom activities, the use of the TSOP; the responsibilities and procedures outlined in FMs 3-04.111, 4-01.011, 4-01.3, 55-12, and 3-35 series; and the procedures outlined in ARs 220-10, 700-84 and 750-1 should be discussed. The T&EOs listed in this STX should also be reviewed.

(3) The leader should use a map of the location where the STX is to be conducted and a sand table model to match the actual terrain, if possible.

(4) CPX, CFX, and TEWTs provide ground training for leaders when the exact location of the STX is used.

(5) Simulations and games teach leaders as part of a continuing officer and NCO development program.

- (6) Tips for leader training.

(a) Leaders should familiarize themselves with the procedures for planning and executing redeployment operations.

(b) Leaders should conduct a personal reconnaissance of the training area where redeployment activities will take place.

(c) Leaders should review the HSC and ASB redeployment SOPs and OPORD.

b. Tips for Training.

(1) After the unit has demonstrated proficiency in the tasks for this STX, this STX can be trained under varying options.

- (a) Inclement weather.
- (b) Multiple redeployment increments.
- (c) Different modes of transportation.
- (d) Day or night.

(2) The unit must become proficient in the basics of planning, coordinating and executing redeployment before attempting more complex options.

(3) After proficiency in this STX is reached, the unit sustains proficiency by executing this STX as part of an FTX.

4. Training Enhancers.

a. The commander, in coordination with HQ, ASB secures redeployment SOPs and reviews redeployment outload plans.

b. UMO updates unit redeployment plans in coordination with unit leaders.

c. The ASB S2/S3 provides unit with the redeployment sequence.

d. Unless otherwise approved by the chief OC, all reports and recommendations should be provided in hard copy to the senior trainer for evaluation.

e. This exercise begins with receipt of a redeployment warning order and ends upon completion of redeployment activities at home station or mobilization site. AARs are conducted as shown in Table 4-20. Table 4-20 is a suggested scenario.

**Table 4-20. Supply Company, Aviation Support Battalion STX 63-2-E0026,
Redeploy Company Level Unit**

<u>SEQUENCE</u>	<u>EVENT</u>	<u>ESTIMATED TIME</u>	
1.	Receive warning order		10 min
2.	Reconstitute Headquarters Company	1 hr	40 min
3.	Perform administrative and personnel activities	1 hr	
4.	Establish local security		20 min
5.	Brief key personnel		30 min
6.	Update movement, redeployment, and marshaling area plans	1 hr	40 min
7.	Turn in excess sustainment stock	1 hr	
8.	AAR	1 hr	

**Table 4-20. Supply Company, Aviation Support Battalion STX 63-2-E0026,
Redeploy Company Level Unit (continued)**

<u>SEQUENCE</u>	<u>EVENT</u>	<u>ESTIMATED TIME</u>	
9.	Assemble redeployment teams		30 min
10.	Identify redeployment TAA/RAA support locations and responsibilities		30 min
11.	Inspect vehicles and unit equipment	1 hr	30 min
12.	Conduct showdown inspections and equipment cleaning	1 hr	30 min
13.	Undergo SRP processing	2 hrs	
14.	Prepare vehicles and equipment	4 hrs	
15.	Load vehicles and equipment	3 hrs	
16.	AAR	1 hr	
17.	Receive movement order		30 min
18.	Conduct non tactical road march	1 hr	
19.	Arrive at APOE/SPOE		10 min
20.	Perform staging activities	1 hr	
21.	Perform embarkation activities	2 hrs	
22.	AAR	1 hr	
23.	Arrive at APOD/SPOD		30 min
24.	Perform debarkation activities	2 hrs	
25.	Perform staging area activities	1 hr	
26.	AAR	1 hr	
27.	Receive movement order		30 min
28.	Conduct nontactical road march	1 hr	
29.	Arrive home station	1 hr	
30.	Final AAR	2 hrs	
Total Time: 36 hrs			
NOTE: Events will be trained to standard, not time limitations. The time required to train an event will vary based on METT-TC factors and the training proficiency of the unit.			

5. General Situation.

a. The Supply Company is forward deployed in a theater of operations. Hostilities have ceased. The unit is to be redeployed to CONUS home station. The unit is under the command and control of the ASB.

b. Platoon and section leaders provide personnel and equipment status reports.

c. The HQ, ASB, DISCOM, and theater level logistics organizations provide required redeployment support.

d. This exercise is conducted in all environmental conditions.

6. FRAGO. The Supply Company Commander issues the following FRAGO:

"We will begin redeployment operations immediately. We must be prepared to continue to support the Aviation Brigade and Cavalry Squadron through their redeployment activity. Platoon Leaders prepare your personnel for redeployment to CONUS by air and equipment by sea. I want 100% personnel and equipment accountability. Company headquarters will coordinate all redeployment activities, as well as any support requirements the Aviation Brigade and Cavalry Squadron may have. Come up on the net using FBCB2 communications when your Sections and Platoons are ready. Be prepared to brief me at ---- hours on your section plans, to include the status of personnel and equipment and the disposition of sustainment stocks remaining under your control. Alternate route A will be used for moving to TAA/RAA located at -----(grid coordinates). Prepare to move out within -----hours."

7. Support Requirements.

- a. Minimum Trainer and OCs. This exercise should be conducted with the unit commander as the trainer and primary OC. A minimum of two OCs is required.
- b. Opposing Force. None.
- c. Vehicles and Communications. Vehicles and communications equipment organic to the unit are used.
- d. Maneuver Area. A road network is required that allows a road march of at least 20 kilometers.
- e. Master Incident List (MIL). During this STX, the MIL is essential to provide input to drive unit actions.
- f. Consolidated Support Requirements. Table 4-21 shows the suggested support requirements for this STX.

Table 4-21. Consolidated support requirement for STX 63-2-E0026, Redeploy Company Level Unit

<u>AMMUNITION</u>	<u>QUANTITY</u>
None	
<u>EQUIPMENT</u>	
All organic equipment, to include authorized TOE and CTA, is used. Rail and aircraft loads are simulations.	
<u>FUEL</u>	
Use known historical data or Operation Logistics Planner (OPLOGPLN) software. Multiply the pieces of equipment times the amount of fuel per mile (or hour), times the tentative operating mileage (or hours).	

Table 4-21. Consolidated support requirement for STX 63-2-E0026, Redeploy Company Level Unit (continued)

<u>NBC EQUIPMENT</u>	
NONE	
<u>EQUIPMENT</u>	
All organic equipment, to include authorized TOE and CTA, is used. Rail and aircraft loads are simulations.	
<u>OTHER</u>	
Rations	As required
NOTE: The consolidated support requirements outlined for this STX are intended as suggestions. However, local policies or constraints may not allow for providing the items.	

8. **T&EO Sequence.** Table 4-22 lists the T&EOs for this STX.

Table 4-22. T&EOs from Chapter 5 to use in evaluating STX 63-2-E0026, Redeploy Company Level Unit

Task	Task Number	Page
Prepare Unit to Move (Digitized)	63-2-4002	5-5
Conduct Tactical Road March (Digitized)	63-2-4003	5-9
Prepare Unit for Nontactical Move	63-2-4807	5-42
Conduct Nontactical Road March	63-2-4808	5-45
Perform Redeployment Human Resources Actions	63-2-4814	5-64
Perform Redeployment Training Activities	63-2-4815	5-67
Perform Redeployment Supply Activities	63-2-4816	5-69
Perform Redeployment Maintenance Activities	63-2-4817	5-71
Prepare Vehicles and Equipment for Redeployment	63-2-4818	5-74
Perform Sea Port of Embarkation Activities for Redeployment	63-2-4819	5-79
Perform Aerial Port of Embarkation Activities for Redeployment	63-2-4820	5-83
Perform Aerial Port of Debarkation Activities for Redeployment	63-2-4821	5-87
Perform Home Station Activities	63-2-4822	5-90
Perform Sea Port of Debarkation Activities for Redeployment	63-2-4823	5-93
Perform Demobilization Station Activities	63-2-4824	5-96
Employ Operations Security Measures (Digitized)	63-2-4016	5-126
Employ Physical Security Measures (Digitized)	63-2-4306	5-165
Combat Battlefield Stress (Digitized)	63-2-4303	5-215
Perform Risk Management Procedures (Digitized)	63-2-4326	5-223
Maintain Communications (Digitized)	63-2-4017	5-253
Plan Unit Redeployment	63-2-4829	5-266

Chapter 5

Training and Evaluation Outlines

5-1. INTRODUCTION. This chapter contains the training and evaluation outlines for the unit. T&EOs are the foundation of the MTP and the collective training of the units. T&EOs are training objectives (task, conditions, and standards) for the collective tasks which support critical wartime operations. The unit must master designated collective tasks to perform its critical wartime operations. T&EOs may be trained separately, in an STX, in an FTX, or in live-fire exercises. For collective live-fire standards, the trainer needs to refer to the applicable gunnery manual for the appropriate course of fire. Those standards and courses of fire need to be integrated into the training exercise.

5-2. STRUCTURE. The T&EOs in this chapter are listed in Table 5-1. The Mission-to-Collective Task Matrix in Chapter 2 lists the T&EOs required to train the critical wartime missions according to their specific BOS.

5-3. FORMAT. The T&EOs are prepared for every collective task that supports critical wartime operation accomplishment. Each T&EO contains the following items:

- a. Element.** This identifies the unit or unit element(s) that performs the task.
- b. Task.** This is a description of the action to be performed by the unit, and provides the task number.
- c. References.** These are in parenthesis following the task number. The reference which contains the most information (primary reference) about the task is listed first and underlined. If there is only one reference do not underline the reference.
- d. Iteration.** Used to identify how many times the task is performed and evaluated during training. The "M" identifies when the task is performed in MOPP4.
- e. Commander/Leader Assessment.** This is used by the unit leadership to assess the proficiency of the unit in performing the task to standard. Assessments are subjective in nature and use all available evaluation data and submit leader input to develop an assessment of the organization's overall capability to accomplish the task. Use the following ratings:
 - (1) T - Trained. The unit is trained and has demonstrated its proficiency in accomplishing the task to wartime standards.
 - (2) P - Needs practice. The unit needs to practice the task. Performance has demonstrated that the unit does not achieve standard without some difficulty or has failed to perform some task steps to standard.
 - (3) U - Untrained. The unit can not demonstrate an ability to achieve wartime proficiency.
- f. Condition.** A statement of the situation or environment in which the unit is to do the collective task.
- g. Task standard.**
 - (1) The task standard states the performance criteria that a unit must achieve to successfully execute the task. This overall standard should be the focus of training. It should be understood by every soldier.

(2) The trainer or evaluator determines the unit's training status using performance observation measurements (where applicable) and his judgment. The unit must be evaluated in the context of the METT-T conditions. These conditions should be as similar as possible for all evaluated elements. This will establish a common base line for unit performance.

h. Task Steps and Performance Measures. This is a listing of actions that is required to complete the task. These actions are stated in terms of observable performance for evaluating training proficiency. The task steps are arranged sequentially along with supporting individual tasks and their reference. Leader tasks within each T&EO are indicated by an asterisk (*). Under each task step are listed the performance measures that must be accomplished to correctly perform the task step. If the unit fails to correctly perform one of these task steps to standard, it has failed to achieve the overall task standard.

i. GO/NO-GO column. This column is provided for annotating the platoon's performance of the task steps. Evaluate each performance measure for a task step and place an "X" in the appropriate column. A major portion of the performance measures must be marked a "GO" for the task step to be successfully performed.

j. Task performance/evaluation summary block. This block provides the trainer a means of recording the total number of task steps and performance measures evaluated and those evaluated as "GO". It also provides the evaluator a means to rate the units demonstrated performance as a "GO" or "NO-GO". It also provides the leader with a historical record for five training iterations.

k. Supporting Individual Tasks. This is a listing of all supporting individual tasks required to correctly perform the task. Listed are the reference, tasks number, and task title.

l. OPFOR standards. These standards specify overall OPFOR performance for each collective task. These standards ensure that OPFOR soldiers accomplish meaningful training and force the training unit to perform its task to standard or "lose" to the OPFOR. The OPFOR standards specify what must be accomplished -- not how it must be accomplished. The OPFOR must always attain its task standards, using tactics consistent with the type of enemy they are portraying.

5-4. USE. The T&EOs can be used to train or evaluate a single task. Several T&EOs can be used to train or evaluate a group of tasks such as an STX or FTX.

Deploy/Conduct Maneuver

Prepare Unit to Move (63-2-4002)	5-5
Conduct Tactical Road March (63-2-4003).....	5-9
Perform Advance/Quartering Party Activities (63-2-4008)	5-13
Occupy New Operating Site (63-2-4009).....	5-17
Set Up Unit Headquarters, Dining Facility, and Bivouac Areas (63-2-4550)	5-20
Perform Deployment Alert Activities (63-2-4801)	5-23
Perform Human Resources Predeployment Activities (63-2-4802).....	5-26
Perform Predeployment Training Activities (63-2-4803)	5-29
Perform Predeployment Supply Activities (63-2-4804)	5-31
Perform Predeployment Maintenance Activities (63-2-4805)	5-34
Prepare Vehicles and Equipment for Deployment (63-2-4806)	5-37
Prepare Unit for Nontactical Move (63-2-4807).....	5-42
Conduct Nontactical Road March (63-2-4808).....	5-45
Perform Sea Port of Embarkation Activities for Deployment (63-2-4809).....	5-48
Perform Aerial Port of Embarkation Activities for Deployment (63-2-4810)	5-52
Perform Aerial Port of Debarkation Activities for Deployment (63-2-4811)	5-55
Perform Sea Port of Debarkation Activities for Deployment (63-2-4812).....	5-58
Prepare Equipment Reception Team for Tactical Road March (63-2-4813)	5-61
Perform Redeployment Human Resources Actions (63-2-4814).....	5-64

Perform Redeployment Training Activities (63-2-4815)	5-67
Perform Redeployment Supply Activities (63-2-4816)	5-69
Perform Redeployment Maintenance Activities (63-2-4817)	5-71
Prepare Vehicles and Equipment for Redeployment (63-2-4818).....	5-74
Perform Sea Port of Embarkation Activities for Redeployment (63-2-4819).....	5-79
Perform Aerial Port of Embarkation Activities for Redeployment (63-2-4820).....	5-83
Perform Aerial Port of Debarkation Activities for Redeployment (63-2-4821).....	5-87
Perform Home Station Activities (63-2-4822).....	5-90
Perform Sea Port of Debarkation Activities for Redeployment (63-2-4823).....	5-93
Perform Demobilization Station Activities (63-2-4824).....	5-96
Conduct Integration Activities (63-2-4825)	5-99
Conduct Staging Activities (63-2-4826).....	5-101
Employ Firepower	
Use Passive Air Defense Measures (63-2-4307).....	5-104
Take Active Air Defense Measures Against Hostile Aircraft (63-2-4308).....	5-107
Protect the Force	
Cross a Radiologically Contaminated Area (63-2-4005)	5-110
Defend Convoy Elements (63-2-4006).....	5-115
Set Up Unit Defense (63-2-4011)	5-120
Prepare Unit for Nuclear, Biological, and Chemical Conditions (63-2-4013).....	5-123
Employ Operations Security Measures (63-2-4016).....	5-126
Perform Operational Decontamination (63-2-4018).....	5-130
Perform Thorough Decontamination (63-2-4019).....	5-132
Respond to the Initial Effects of a Nuclear Attack (63-2-4020)	5-134
Defend Against a Level I Attack (63-2-4021)	5-136
Prepare Unit for Level II/III Threat (63-2-4022)	5-139
Conduct Hasty Displacement (63-2-4023).....	5-142
Defend Unit Area (63-2-4024)	5-145
Perform Withdrawal Under Fire (63-2-4025).....	5-148
Reorganize Unit Defense (63-2-4026)	5-150
Execute Battle Handover (63-2-4027).....	5-152
Perform Area Damage Control Functions (63-2-4028).....	5-154
Prepare Unit for a Chemical Attack (63-2-4202)	5-157
Perform Radiological Operational Decontamination (63-2-4207).....	5-159
Cross a Chemically Contaminated Area (63-2-4226)	5-161
Employ Physical Security Measures (63-2-4306).....	5-165
Prepare for a Friendly Nuclear Strike (63-2-4327).....	5-168
Respond to the Residual Effects of a Nuclear Attack (63-2-4328).....	5-170
Respond to a Chemical Attack (63-2-4334).....	5-173
Destroy Supplies and Equipment (63-2-4522)	5-176
Perform CSS and Sustainment	
Treat Casualties (08-2-0003.63-0001)	5-179
Transport Casualties (08-2-C316.63).....	5-182
Provide Food Service Support (10-2-0056).....	5-185
Provide Bulk Class III Supplies (10-2-0225)	5-189
Set Up Class III and V Platoon Headquarters and Sections (TOE 63386F) (10-2-0226).....	5-192
Supervise Class III and V Platoon Operations (TOE 63386F) (10-2-0227).....	5-195
Conduct Class III Quality Surveillance and Safety Programs (10-2-0235).....	5-197
Perform Unit Mortuary Affairs Operations (10-2-4513)	5-203
Provide Human Resources Support (63-2-4015).....	5-207
Provide Class I, II, III (Pkg), IV, VII and IX Supplies (63-2-4051).....	5-210
Perform Ammunition Transfer Point Operations (63-2-4055).....	5-213
Combat Battlefield Stress (63-2-4303).....	5-215
Process Enemy Prisoners of War (63-2-4304).....	5-217

Process Captured Documents and Equipment (63-2-4305).....	5-219
Perform Field Sanitation Functions (63-2-4315).....	5-221
Perform Risk Management Procedures (63-2-4326).....	5-223
Receive Resupply by Airdrop (63-2-4514).....	5-225
Provide Unit Supply Support (63-2-4515).....	5-227
Receive External Sling Load Resupply (63-2-4516).....	5-231
Set Up Supply Platoon Headquarters and Sections (63-2-4538).....	5-234
Supervise Supply Platoon Operations (63-2-4540).....	5-237
Coordinate Class III and V Logistics Package (LOGPAC) Operations (63-2-4549).....	5-239
Exercise Command and Control	
Plan Unit Move (63-2-4001).....	5-243
Plan Occupation of New Area of Operations (63-2-4007).....	5-246
Plan Unit Defense (63-2-4010).....	5-248
Plan Area Damage Control Operations (63-2-4014).....	5-251
Maintain Communications (63-2-4017).....	5-253
Establish Communications (63-2-4040).....	5-257
Plan Unit Mobilization in a Peacetime Environment (63-2-4827).....	5-260
Plan Unit Deployment Activities Upon Receipt of a Warning Order (63-2-4828).....	5-263
Plan Unit Redeployment (63-2-4829).....	5-266

Figure 5-1. List of T&EOs

- ELEMENTS:** Company Headquarters
 Supply Platoon Headquarters
 Class I and General Supply Section
 Class IX Shipment/Receiving Section
 Class IX Storage and Issue Section
 Class IX RX Section
 Class III/V Platoon Headquarters
 Class III Storage and Issue Section
 Class III/V Distribution Section
 Class V (ATP)

TASK: Prepare Unit to Move (63-2-4002)
 (FM 55-30) (FM 100-14) (FM 24-35)
 (FM 3-11) (FM 3-25.26) (FM 3-3)

ITERATION: 1 2 3 4 5 M (Circle)

COMMANDER/LEADER ASSESSMENT: T P U (Circle)

CONDITIONS: The unit has been directed to move to a designated location. The displacement plan is complete and unit leaders brief soldiers on the plan. Movement can occur in a field or MOUT environment. The unit has analog and/or digital communications with higher HQ. The higher HQ OPORD, unit TSOP, and higher HQ TSOP are available. The higher HQ staff element has selected tentative route(s) of march and tasked the unit for a reconnaissance party to reconnoiter the route(s). Area reconnaissance has been coordinated by higher HQ staff element. The higher HQ staff element and unit commander brief the reconnaissance party. The convoy, serial, and march commanders have been designated, as appropriate. Strip maps are provided by the higher HQ staff element. Load plans are available. An advance/quartermen party is dispatched prior to completion of this task. SOI/SSI is available. This task is conducted under all day or night environmental conditions. The unit is subject to air, NBC, and ground Level I threat forces attack. Some iterations of this task should be performed in MOPP4. Some iterations of this task should be performed in MOPP4.

TASK STANDARDS: Unit is ready to cross SP NLT time prescribed in movement order. At MOPP4, performance degradation factors increase movement preparation time.

TASK STEPS AND PERFORMANCE MEASURES	GO	NO-GO
<p>1. Reconnaissance party conducts route reconnaissance.</p> <ul style="list-style-type: none"> a. Wears or carries designated uniform and equipment in accordance with TSOP and higher HQ guidance. b. Activates the automatic chemical alarm(s) system, if available, on lead vehicle. c. Positions chemical detector paper where it can be observed at all times. d. Positions dosimeters where they can be constantly monitored. e. Verifies analog/digital map information along route for accuracy. f. Lists capacities of all bridges and underpasses. g. Identifies locations of all culverts, ferries, fording areas, steep grades, and possible ambush sites. h. Prepares overlay depicting route, obstructions, and key natural and man-made features using analog and/or digital communications. i. Computes travel time and distance from a proposed SP to RP. j. Debriefs higher HQ staff element and unit commander upon return. 		

TASK STEPS AND PERFORMANCE MEASURES	GO	NO-GO
<p>2. Unit prepares vehicles and equipment.</p> <ul style="list-style-type: none"> a. Performs before-operations PMCS on all vehicles and equipment. b. Corrects all vehicle and equipment discrepancies within the operator's capabilities in accordance with applicable TM. c. Reports all deficiencies beyond operator's capability to immediate supervisor. d. Removes all unit identification markings on vehicles. e. Covers all reflective surfaces of all vehicles or cargo with available materials. f. Hardens all vehicles using sandbags and/or other authorized materials. g. Places antennas at lowest height. h. Turns radio volume and squelch to lowest operational setting consistent with operational requirements. i. Sets radio to eliminate operating sounds and lights when moving at night. j. Verifies analog and/or digital devices are functioning properly. 		
<p>3. Unit dismantles current operating site.</p> <ul style="list-style-type: none"> a. Strikes tentage and camouflage nets in accordance with applicable TMs and within time specified in the displacement plan. b. Loads all designated equipment in accordance with unit load plans and within time specified in the displacement plan. c. Disguises all critical equipment and supplies with tarpaulins or any other authorized covering. d. Dismantles wire, analog, and/or digital communications devices, antennas, generators, and power cables within time specified in the displacement plan. e. Removes all signs of area occupation. f. Positions all stay-behind party vehicles and equipment in areas that provide cover and do not impede departure of main body vehicles. g. Dispatches advance/quartermaster party NLT time specified in movement order. 		
<p>* 4. Convoy, serial, or march commander and leaders organize convoy.</p> <ul style="list-style-type: none"> a. Assign vehicle positions with the heavier, slower vehicles placed first. b. Assign digital device equipped control vehicles without setting a pattern. c. Assign recovery vehicle(s) positions where they can move to disabled vehicles without disrupting convoy movement. d. Assign hardened vehicle(s) with crew-served weapons interspersed throughout the convoy. e. Assign passenger locations where all unit personnel have a position and semi-automatic and automatic weapons are alternated throughout the convoy to cover front, rear, and flanks. f. Assign soldiers to air guard duties with specific search sectors covering 360 degrees. g. Assign sufficient number of recovery vehicles and mechanics to trail party element. h. Provide vehicle position listing with location of all vehicles to the trail party leader. i. Open analog and/or digital net(s) as specified in the SOI and movement order. j. Position combat lifesavers or medics throughout the convoy, serial, or march unit. 		

TASK STEPS AND PERFORMANCE MEASURES	GO	NO-GO
<p>* 5. Convoy, serial, or march commander and leaders conduct pre-movement inspections.</p> <ul style="list-style-type: none"> a. Inspect personnel, equipment, weapons, and ammunition for compliance with commander's guidance, unit TSOP, and higher HQ movement order. b. Inspect organizational equipment for accountability and serviceability. c. Inspect vehicles, trailers, and loads for serviceability, proper stowing, and security. d. Verify operability of analog and/or digital communications devices. e. Forward personnel and equipment status to unit HQ and higher HQ staff element using analog or digital communications devices. <p>* 6. Convoy, serial or march commander conducts briefings for convoy personnel.</p> <ul style="list-style-type: none"> a. Provides strip maps to each vehicle driver. b. Briefs convoy chain of command. c. Briefs convoy route. d. Prescribes the rate of march and catch-up speeds. e. Briefs vehicle intervals. f. Identifies scheduled halts. g. Briefs safety, accident, and breakdown procedures. h. Briefs immediate action security measures. i. Briefs blackout condition procedures. j. Identifies location of medical support. k. Identifies location of maintenance support. l. Provides location and identification of destination. m. Briefs arm/hand signals. n. Briefs communications frequencies and call signs for control personnel, security force commander, fire support elements, reserve security elements, and medical transportation support. <p>7. Unit prepares to cross SP.</p> <ul style="list-style-type: none"> a. Maintains situational awareness using analog and/or digital communications devices. b. Positions all vehicles under overhead cover. c. Clears all individual and crew-served weapons. d. Posts air guards in positions designated by convoy commander. e. Posts security guards to maintain 360-degree surveillance. f. Forwards movement readiness report to higher HQ staff element using analog and/or digital communications. 		

TASK PERFORMANCE / EVALUATION SUMMARY BLOCK							
ITERATION	1	2	3	4	5	M	TOTAL
TOTAL TASK STEPS EVALUATED							
TOTAL TASK STEPS "GO"							
TRAINING STATUS "GO"/"NO-GO"							

"*" indicates a leader task step.

SUPPORTING INDIVIDUAL TASKS: NONE

SUPPORTING COLLECTIVE TASKS

Task Number	Task Title
63-2-4001	Plan Unit Move

OPFOR TASKS AND STANDARDS

TASK: GATHER INTELLIGENCE (63-OPFOR-1008)

CONDITION: Small OPFOR elements, operating in the rear area, are planning attacks on enemy bases. Information is needed to complete plans.

STANDARD: 1. Identify all PIR and other intelligence requirements. 2. Pass through any outpost, defensive wire, or warning devices undetected. 3. Move to an OP that offers cover and concealment and is close enough to gather PIR and other intelligence requirements. 4. Gather all PIR and other intelligence requirements. 5. Withdraw from area undetected. 6. Report all information to OPFOR HQ.

- ELEMENTS:** Company Headquarters
 Supply Platoon Headquarters
 Class I and General Supply Section
 Class IX Shipment/Receiving Section
 Class IX Storage and Issue Section
 Class IX RX Section
 Class III/V Platoon Headquarters
 Class III Storage and Issue Section
 Class III/V Distribution Section
 Class V (ATP)

TASK: Conduct Tactical Road March (63-2-4003) (FM 3-3)
 (FM 55-30) (FM 3-11.4)

ITERATION: 1 2 3 4 5 M (Circle)
COMMANDER/LEADER ASSESSMENT: T P U (Circle)

CONDITIONS: The time specified in the movement order to cross the SP has arrived. All equipment is uploaded and vehicles are positioned for departure. The route of march is identified. Convoy operations may be performed during the day or night, including blackout conditions. The convoy may go through an urban area. The unit has analog and/or digital communications with higher HQ. The higher HQ OPORD with annexes, including overlays with checkpoints, RP, and critical points are available. Digital and/or analog device, radio, and visual signals are used for convoy column control. Column may conduct halts during movement. This task is performed under all day or night environmental conditions. The unit is subject to air, NBC, and ground Level I threat forces attack. Some iterations of this task should be performed in MOPP4. Some iterations of this task should be performed in MOPP4.

TASK STANDARDS: SP, checkpoints, and RP are crossed at times specified in the movement order or at times adjusted on the road movement table by higher HQ staff element. At MOPP4, performance degradation factors increase travel time.

TASK STEPS AND PERFORMANCE MEASURES	GO	NO-GO
<p>* 1. March commander initiates convoy.</p> <ul style="list-style-type: none"> a. Maintains situational awareness at all times using analog and/or digital communications. b. Directs lead vehicle to cross SP at specified time. c. Verifies vehicles have crossed the SP. d. Forwards SP crossing report to higher HQ staff element when unit elements have crossed the SP using analog and/or digital communications. 		
<p>* 2. March commander reports convoy information to higher HQ staff element.</p> <p>NOTE: All reports are made to higher HQ staff element using analog and/or digital communications.</p> <ul style="list-style-type: none"> a. Forwards checkpoint clearance report as checkpoints are crossed. b. Reports all ground sightings that conflict with maps and map overlays. c. Forwards en route NBC information. d. Reports all threat sightings using SALUTE format. e. Employs correct SOI/SSI codes in all transmissions. 		
<p>* 3. March commander enforces march discipline.</p> <ul style="list-style-type: none"> a. Maintains situational awareness at all times using analog and/or digital communications. b. Assumes position(s) along march route that provides command presence at points of decision for reaction to changing tactical situation. 		

TASK STEPS AND PERFORMANCE MEASURES	GO	NO-GO
<ul style="list-style-type: none"> c. Enforces all movement policies defined in the TSOP and movement order, with emphasis on formation, distances, speeds, passing procedures, and halts. d. Adjusts formation distances and speed consistent with NBC, terrain, and light conditions. e. Enforces security measures, with emphasis on air guard's surveillance, manning of automatic weapons, and concealment of critical cargo. f. Communicates violations of march discipline, security procedures, or changes to current orders to unit leaders and operators by analog, digital, or visual signal communications. g. Enforces COMSEC measures, including radio silence periods in accordance with the movement order and SOI/SSI. 		
<p>4. Unit employs march discipline.</p> <ul style="list-style-type: none"> a. Maintains designated march speed specified in movement order or as prescribed by the convoy commander. b. Maintains proper vehicle interval as specified in movement order or as adjusted by the convoy commander. c. Adjusts formation distances and speed consistent with NBC, terrain, and light conditions. d. Dons eye protection goggles if driver or passenger is in a vehicle without cover or when windshield is lowered. e. Crosses all checkpoints as scheduled. f. Reacts correctly to convoy commander's arm/hand signals or instructions by analog and/or digital communications. g. Maintains ground and air surveillance that covers 360 degrees until movement is completed. h. Maintains communications security. 		
<p>5. Unit conducts scheduled halt(s).</p> <ul style="list-style-type: none"> a. Stops column at prescribed time and location. b. Moves vehicles off-road to positions that provide overhead cover while maintaining the prescribed interval between vehicles. c. Occupies hasty defensive positions with 360-degree protective coverage (passengers). d. Reports scheduled halt to the battalion CP. e. Performs during-operation PMCS on vehicles (operators). f. Inspects vehicle loads for safety and security. g. Begins departure at specified time in the movement order. h. Reports resumption of march to higher HQ staff element using analog and/or digital communications. 		
<p>6. Unit conducts unscheduled halt(s).</p> <ul style="list-style-type: none"> a. Alerts march column with prescribed arm/hand signal. b. Reports halt and circumstances immediately to higher HQ staff element by analog and/or digital communications. c. Moves vehicles off the road while maintaining the prescribed interval between vehicles. d. Occupies hasty fighting position with 360-degree protective coverage. e. Resumes march as soon as reason for halt is rectified. f. Reports resumption of march to higher HQ staff element using analog and/or digital communications. 		

7. Trail party recovers disabled vehicle.		
<ul style="list-style-type: none"> a. Posts guard to maintain surveillance until recovery operation is completed. b. Inspects disabled vehicle for repairability. c. Repairs disabled vehicle, when possible. d. Tows disabled vehicle to applicable maintenance activity. e. Reports vehicle status to convoy commander using analog and/or digital communications. 		
8. Unit conducts a night convoy.		
<ul style="list-style-type: none"> a. Briefs drivers on night conditions. b. Provides visual adjustment period if march began during daylight. c. Prepares vehicles for blackout conditions in accordance with the TSOP. d. Maintains prescribed interval between vehicles. e. Wears night vision goggles (selected personnel). f. Wears regular eye protection goggles (all other personnel). g. Employs ground guides during poor visibility periods. 		
9. Unit conducts convoy through an urban area.		
<ul style="list-style-type: none"> a. Verifies all weight, height, and width restrictions along route of march. b. Employs close column formation. c. Obeys traffic control directions unless escorted by military or HN police. d. Employs directional guides at all critical intersections. 		
10. Convoy commander monitors unit crossing RP.		
<ul style="list-style-type: none"> a. Verifies that lead vehicle has crossed RP at specified time. b. Verifies that vehicles that have crossed RP. c. Forwards SITREP to higher HQ staff element using analog and/or digital communications. 		

TASK PERFORMANCE / EVALUATION SUMMARY BLOCK							
ITERATION	1	2	3	4	5	M	TOTAL
TOTAL TASK STEPS EVALUATED							
TOTAL TASK STEPS "GO"							
TRAINING STATUS "GO"/"NO-GO"							

"*" indicates a leader task step.

SUPPORTING INDIVIDUAL TASKS: NONE

SUPPORTING COLLECTIVE TASKS

Task Number	Task Title
63-2-4001	Plan Unit Move
63-2-4002	Prepare Unit to Move

OPFOR TASKS AND STANDARDS

TASK: DISRUPT ENEMY MOVEMENT AND OPERATIONS USING PERSISTENT AND NON-PERSISTENT CHEMICAL WEAPONS (63-OPFOR-1001)

CONDITION: OPFOR units deliver chemical agents by means of conventional artillery weapons or aircraft along selected routes and key bases in the rear area.

STANDARD: 1. Deliver chemical agents in low lying and/or densely wooded areas. 2. Delay movement of enemy supplies and equipment to forward areas by disrupting C2 system. 3. Restrict enemy units movement in rear area. 4. Channel movement into predesignated ambush areas. 5. Contaminate enemy supplies and equipment. 6. Inflict casualties on enemy forces.

TASK: CONDUCT SNIPER OPERATIONS (63-OPFOR-1005)

CONDITION: OPFOR has assigned snipers, regular and/or irregular elements, in the enemy rear area along MSR and near support sites.

STANDARD: 1. Set up well-concealed location(s). 2. Engage vehicle drivers or personnel on foot with short bursts of semi-automatic fire. 3. Kill or wound selected target. 4. Prevent position from being discovered by enemy forces. 5. Evacuate the area without being spotted. 6. Report all specified PIR and other intelligence requirements to OPFOR HQ.

TASK: CONDUCT HASTY AMBUSH (63-OPFOR-1003)

CONDITION: OPFOR element is moving in a wooded area when an enemy march element is seen moving along a nearby route.

STANDARD: 1. Prepare ambush site before arrival of enemy element. 2. Surprise enemy forces. 3. Inflict casualties within the designated kill zone. 4. Inflict damage to vehicles and equipment within the designated kill zone. 5. Delay enemy march element from reaching its destination for a specified period. 6. Withdraw, on order, within two minutes of ambush initiation. 7. Report actions to superiors.

- ELEMENTS:** Company Headquarters
 Supply Platoon Headquarters
 Class I and General Supply Section
 Class IX Shipment/Receiving Section
 Class IX Storage and Issue Section
 Class IX RX Section
 Class III/V Platoon Headquarters
 Class III Storage and Issue Section
 Class III/V Distribution Section
 Class V (ATP)

TASK: Perform Advance/Quartering Party Activities (63-2-4008)
 (FM 10-27-2) (FM 10-27-3) (FM 3-100.4)
 (FM 55-30)

ITERATION: 1 2 3 4 5 M (Circle)

COMMANDER/LEADER ASSESSMENT: T P U (Circle)

CONDITIONS: Departure time for the advance/quartering party has arrived, and the party is prepared to depart the assembly area. MOPP2 has been designated. All essential information, such as route, order of march, and estimated arrival time of main body, has been provided by higher HQ staff element. The party leader has been issued tentative unit layout, hasty defense, and traffic plans. The unit has analog and/or digital communications with higher HQ. The higher HQ OPORD, the unit TSOP, and higher HQ TSOP are available. The advance/quartering party possesses all required equipment. Sufficient guides, markers, and other equipment are available. Upon arrival at the new AO, the higher HQ advance/quartering party leader assigns specific unit setup areas. The main body arrives before completion of this task. This task is conducted under all day or night environmental conditions. The unit is subject to air, NBC, and ground Level I threat forces attack. Some iterations of this task should be performed in MOPP4. Some iterations of this task should be performed in MOPP4.

TASK STANDARDS: All preparation tasks are accomplished at the new operation site as directed by the higher HQ staff element and unit commander and the main body moves into position. At MOPP4, performance degradation factors increase execution times.

TASK STEPS AND PERFORMANCE MEASURES	GO	NO-GO
<p>1. Advance/quartering party moves to new operating site.</p> <ul style="list-style-type: none"> a. Wears uniform as prescribed by the higher HQ movement order and TSOP. b. Crosses SP, checkpoints, and RP as prescribed by movement order maintaining situational awareness using analog and/or digital communications. c. Follows prescribed route from old to new area maintaining situational awareness using analog and/or digital communications. d. Reports route changes and/or information to main body by messenger, route guides, route markers, other nonelectronic means, analog and/or digital communications. 		
<p>2. Advance/quartering party assists in securing the entire higher HQ area.</p> <ul style="list-style-type: none"> a. Assumes designated MOPP level before entering new area. b. Provides required number of personnel for initial security teams. c. Provides required personnel and equipment to conduct NBC surveys of assigned area. 		

TASK STEPS AND PERFORMANCE MEASURES	GO	NO-GO
<p>3. Advance/quartering party secures the unit's new AO.</p> <ul style="list-style-type: none"> a. Places OPs on probable avenues of approach consistent with the available personnel. b. Parks vehicles and trailers in covered positions with mirrors turned toward the ground. c. Conducts NBC survey of the entire assigned unit area. <p>NOTE: If survey team(s) monitor high levels of contamination, area should be evacuated immediately.</p> <ul style="list-style-type: none"> d. Conducts sweep of unit area to locate all mines, booby traps, and other signs of threat presence. 		
<p>* 4. Advance/quartering party leader supervises area preparation tasks.</p> <ul style="list-style-type: none"> a. Conducts unit area site reconnaissance with subelement leaders, pointing out assigned areas and traffic circulation in accordance with layout and traffic plans. b. Verifies movement of subelements into their respective areas to ensure compliance with layout plan. c. Establishes internal communications system using runner until wire communications have been established. d. Enforces OPSEC measures during area preparation. e. Establishes unit area entrance and exit points with unit personnel as guards. f. Assigns to subelements the task of blocking all other possible entrance and exit points into the unit area. g. Enforces safety procedures in accordance with TSOP and publications. h. Enforces environmental stewardship protection program procedures. 		
<p>5. Advance/quartering party leader supervises area preparation tasks.</p> <ul style="list-style-type: none"> a. Marks location of CP in accordance with the unit layout plan. b. Marks location of bivouac and administrative areas in accordance with the layout plan. c. Lays communication wire from CP to all subelements. d. Marks unit area traffic direction in accordance with the traffic plan. e. Erects required tentage at locations in accordance with the layout plan. f. Sets up radio antenna(s) in locations as required by the layout plan. g. Marks vehicle positions allowing maximum dispersion consistent with size of area and tactical situation. h. Marks subelements defensive boundaries in accordance with the security plan. i. Erects barriers to block all unauthorized entrances and exits into and out of the CP area. j. Employs camouflage and concealment measures consistent with tactical situation. k. Employs noise and light discipline measures. l. Employs communication security measures. m. Employs safety procedures in accordance with TSOP and publications. n. Employs environmental stewardship protection program procedures. 		
<p>6. Advance/quartering party prepares an urbanized area.</p> <ul style="list-style-type: none"> a. Selects buildings within assigned area that provide maximum cover, concealment, and protection. b. Selects building for CP that provides a line of sight for antenna(s). 		

TASK STEPS AND PERFORMANCE MEASURES	GO	NO-GO
c. Clears all assigned buildings of booby traps and any unnecessary items. d. Erects barriers to close off or channel personnel and vehicles into designated areas. e. Establishes OPs and defensive positions in upper stories of buildings. f. Employs safety procedures in accordance with TSOP and publications. g. Employs environmental stewardship protection program procedures.		
* 7. Advance/quartering party leader supervises reception of main body. a. Identifies guide pickup points using analog and/or digital communications or messenger. b. Briefs ground guides on moving main body into their respective areas with emphasis on OPSEC. c. Monitors subelement guides activities to ensure compliance with guidance by party leader and the higher HQ and unit TSOP. d. Enforces counter-surveillance measures.		
8. Advance/quartering party performs guide functions. a. Guides elements into assigned positions without having vehicles stop in exposed areas. b. Employs prearranged signals in accordance with the higher HQ and unit TSOP. c. Parks one vehicle at a time during darkness or reduced visibility. d. Employs filtered flashlights during darkness or reduced visibility. e. Employs counter-surveillance measures during reception activities.		

TASK PERFORMANCE / EVALUATION SUMMARY BLOCK							
ITERATION	1	2	3	4	5	M	TOTAL
TOTAL TASK STEPS EVALUATED							
TOTAL TASK STEPS "GO"							
TRAINING STATUS "GO"/"NO-GO"							

"*" indicates a leader task step.

SUPPORTING INDIVIDUAL TASKS: NONE

SUPPORTING COLLECTIVE TASKS

Task Number	Task Title
63-2-4007	Plan Occupation of New Area of Operations

OPFOR TASKS AND STANDARDS

TASK: GATHER INTELLIGENCE (63-OPFOR-1008)

CONDITION: Small OPFOR elements, operating in the rear area, are planning attacks on enemy bases. Information is needed to complete plans.

STANDARD: 1. Identify all PIR and other intelligence requirements. 2. Pass through any outpost, defensive wire, or warning devices undetected. 3. Move to an OP that offers cover and concealment and is close enough to gather PIR and other intelligence requirements. 4. Gather all PIR and other intelligence requirements. 5. Withdraw from area undetected. 6. Report all information to OPFOR HQ.

TASK: CONDUCT SNIPER OPERATIONS (63-OPFOR-1005)

CONDITION: OPFOR has assigned snipers, regular and/or irregular elements, in the enemy rear area along MSR and near support sites.

STANDARD: 1. Set up well-concealed location(s). 2. Engage vehicle drivers or personnel on foot with short bursts of semi-automatic fire. 3. Kill or wound selected target. 4. Prevent position from being discovered by enemy forces. 5. Evacuate the area without being spotted. 6. Report all specified PIR and other intelligence requirements to OPFOR HQ.

- ELEMENTS:** Company Headquarters
 Supply Platoon Headquarters
 Class I and General Supply Section
 Class IX Shipment/Receiving Section
 Class IX Storage and Issue Section
 Class IX RX Section
 Class III/V Platoon Headquarters
 Class III Storage and Issue Section
 Class III/V Distribution Section
 Class V (ATP)

TASK: Occupy New Operating Site (63-2-4009)
 (FM 21-75) (FM 20-3) (FM 21-10)
 (FM 3-100.4) (FM 5-103)

ITERATION: 1 2 3 4 5 M (Circle)

COMMANDER/LEADER ASSESSMENT: T P U (Circle)

CONDITIONS: The unit's main body is moving into assigned positions in a new operating site. The unit has analog and/or digital communications with higher HQ. The higher HQ OPORD with all annexes and overlays, the unit TSOP, and higher HQ TSOP are available. Advance/quartering party leader briefs the commander on the status of site preparation. The commander assembles element leaders for briefing. Movement into the new area can occur during the day or night. While the unit is moving into position, the threat has the capability to launch a surprise attack with a small group. This task is performed under all day or night environmental conditions. The unit is subject to air, NBC, and ground Level I threat forces attack. Some iterations of this task should be performed in MOPP4. Some iterations of this task should be performed in MOPP4.

TASK STANDARDS: Unit completes initial camouflage and security functions within 20 minutes of arrival in new area. Commander finalizes layout plan within 30 minutes of arrival at new area.

TASK STEPS AND PERFORMANCE MEASURES	GO	NO-GO
<p>1. Unit moves vehicles into positions.</p> <ul style="list-style-type: none"> a. Reacts correctly to guide's prescribed visual signals. b. Takes action to minimize noise. c. Takes action to minimize dust and exhaust smoke. d. Drives vehicles into predesignated positions without stopping in exposed areas. e. Positions vehicle facing toward roadway to allow for quick dispersion. 		
<p>2. Unit moves vehicles to positions at night.</p> <ul style="list-style-type: none"> a. Picks up guides at dismount point. b. Turns off blackout drive lights at dismount point. c. Reacts correctly to filtered flashlight signals of guide. d. Maintains noise and light discipline. e. Takes action to minimize dust and exhaust smoke. 		
<p>3. Vehicle operators perform initial camouflage measures.</p> <ul style="list-style-type: none"> a. Reduce reflections by turning mirrors toward the ground. b. Employ natural terrain patterns, available overhead cover, and shadows. c. Cover windshields with available natural or artificial materials. d. Remove vehicle tracks by using available sweeping materials. e. Perform after-operations PMCS. 		

TASK STEPS AND PERFORMANCE MEASURES	GO	NO-GO
<p>4. Unit occupies initial defensive positions (designated personnel only).</p> <ul style="list-style-type: none"> a. Occupies positions as directed by advance/quartering party leader. b. Prepares hasty fighting positions that provide frontal protection from direct fire and are at least half a meter (18 inches) deep. c. Positions automatic weapons on likely avenues of approach. d. Positions individual weapons to protect flanks of automatic weapons and to provide interlocking fires. e. Employs hasty camouflage measures to initial security positions. f. Employs light and noise discipline along defensive line. g. Employs correct challenge and password techniques. h. Employs safety measures in accordance with TSOP and publications. i. Employs environmental stewardship protection program procedures. <p>* 5. Commander finalizes unit layout plan.</p> <ul style="list-style-type: none"> a. Adjusts layout plan as terrain and tactical considerations require change. b. Records adjustment(s) on analog and/or digital map overlay(s). c. Identifies camouflage requirements based on terrain features. d. Identifies essential tasks to be completed. e. Briefs sub-element leaders on final layout plan and tasks to be performed. f. Enforces safety measures in accordance with TSOP and publications. g. Enforces environmental stewardship protection program procedures. 		

TASK PERFORMANCE / EVALUATION SUMMARY BLOCK							
ITERATION	1	2	3	4	5	M	TOTAL
TOTAL TASK STEPS EVALUATED							
TOTAL TASK STEPS "GO"							
TRAINING STATUS "GO"/"NO-GO"							

"*" indicates a leader task step.

SUPPORTING INDIVIDUAL TASKS: NONE

SUPPORTING COLLECTIVE TASKS

Task Number	Task Title
63-2-4007	Plan Occupation of New Area of Operations
63-2-4008	Perform Advance/Quartering Party Activities

OPFOR TASKS AND STANDARDS

TASK: CONDUCT SNIPER OPERATIONS (63-OPFOR-1005)

CONDITION: OPFOR has assigned snipers, regular and/or irregular elements, in the enemy rear area along MSR and near support sites.

STANDARD: 1. Set up well-concealed location(s). 2. Engage vehicle drivers or personnel on foot with short bursts of semi-automatic fire. 3. Kill or wound selected target. 4. Prevent position from being discovered by enemy forces. 5. Evacuate the area without being spotted. 6. Report all specified PIR and other intelligence requirements to OPFOR HQ.

TASK: GATHER INTELLIGENCE (63-OPFOR-1008)

CONDITION: Small OPFOR elements, operating in the rear area, are planning attacks on enemy bases. Information is needed to complete plans.

STANDARD: 1. Identify all PIR and other intelligence requirements. 2. Pass through any outpost, defensive wire, or warning devices undetected. 3. Move to an OP that offers cover and concealment and is close enough to gather PIR and other intelligence requirements. 4. Gather all PIR and other intelligence requirements. 5. Withdraw from area undetected. 6. Report all information to OPFOR HQ.

- ELEMENTS:** Company Headquarters
 Supply Platoon Headquarters
 Class I and General Supply Section
 Class IX Shipment/Receiving Section
 Class IX Storage and Issue Section
 Class IX RX Section
 Class III/V Platoon Headquarters
 Class III Storage and Issue Section
 Class III/V Distribution Section
 Class V (ATP)

TASK: Set Up Unit Headquarters, Dining Facility, and Bivouac Areas (63-2-4550)
 (FM 10-27-2) (DA PAM 385-1) (FM 100-14)
 (FM 10-27-3) (FM 20-3) (FM 21-10)
 (FM 3-100.4) (FM 3-11.4) (FM 4-25.12)
 (TM 10-7360-206-13)

ITERATION: 1 2 3 4 5 M (Circle)

COMMANDER/LEADER ASSESSMENT: T P U (Circle)

CONDITIONS: The unit has been directed to setup unit headquarters and sections. The unit has analog and/or digital communications with higher HQ, and tactical operations are underway in accordance with the OPORD, the unit TSOP, and higher HQ TSOPs. The Unit's Quarters party has escorted unit HQ to new site. New AO for unit HQ and bivouac areas have been selected in a field site or MOUT environment. Operating sites for the field kitchen, unit administrative area, unit supply, and unit maintenance have been selected. Quarters party has initially secured the area and established the CP. The layout plan is available. Sanitation facilities are required for the new area. This task is performed under all day or night environmental conditions. The unit is subject to air, NBC, and ground Level I threat forces attack. Some iterations of this task should be performed in MOPP4.

TASK STANDARDS: The unit HQ and bivouac areas are set up in accordance with TSOP and/or layout plan within the prescribed timeframe.

TASK STEPS AND PERFORMANCE MEASURES	GO	NO-GO
<p>* 1. Commander/1SG directs set up of administrative and bivouac areas.</p> <ul style="list-style-type: none"> a. Revises layout plan based on current situation. b. Designates location of unit elements based on revised layout plan. c. Coordinates the updated layout plan with higher HQ staff personnel. d. Supervises the set up of unit CP. e. Directs set up of bivouac area(s). f. Inspects setup to ensure it is set up in accordance with the layout plan. g. Enforces safety procedures in accordance with TSOP and publications. h. Enforces environmental stewardship program protective procedures. <p>2. Unit HQ personnel set up the unit administrative area.</p> <ul style="list-style-type: none"> a. Occupy positions required for local area security in accordance with unit TSOP. b. Position equipment and tentage according to layout plan. c. Establish unit communications net using analog and/or digital communications. d. Enter higher HQ communications nets in accordance with current communications instructions and TSOP. e. Identify tentative mortuary affairs and EPW collection points. 		

TASK STEPS AND PERFORMANCE MEASURES	GO	NO-GO
<ul style="list-style-type: none"> f. Mark vehicle parking areas. g. Mark traffic flow pattern. h. Camouflage vehicles, shelters and equipment. i. Employ safety procedures in accordance with TSOP and publications. j. Employ environmental stewardship program protection procedures. 		
<p>3. Unit HQ personnel set up the unit supply area.</p> <ul style="list-style-type: none"> a. Set up required shelters and equipment. b. Secure weapons and ammunition. c. Position supply vehicles. d. Camouflage vehicles and equipment. e. Employ safety procedures in accordance with TSOP and publications. f. Employ environmental stewardship program protection procedures. 		
<p>4. Unit personnel set up the field feeding facility.</p> <ul style="list-style-type: none"> a. Set up mobile kitchen trailer in accordance with TM 10-7360-206-13. b. Inspect field feeding equipment for serviceability. c. Set up mess kit laundry or sanitation center in accordance with FM 10-23. d. Set up handwashing facilities. e. Prepare for the disposal of liquid waste, garbage, and rubbish in accordance with FM 4-25.12. f. Camouflage vehicles, shelters, and equipment. g. Employ safety procedures in accordance with TSOP and publications. h. Employ environmental stewardship program protection procedures. 		
<p>5. Unit personnel set up maintenance facilities.</p> <ul style="list-style-type: none"> a. Set up maintenance work areas. b. Set up maintenance equipment. c. Set up waste disposal areas. d. Position maintenance vehicles. e. Employ safety procedures in accordance with TSOP and publication. f. Employ environmental stewardship program protection procedures. 		
<p>6. Unit personnel set up bivouac area.</p> <ul style="list-style-type: none"> a. Locate area away from traffic flow and roadways. b. Mark sleep areas. c. Pitch individual tentage. d. Set up commander's facilities. e. Camouflage all bivouac areas. f. Employ safety procedures in accordance with TSOP and publications. g. Employ environmental stewardship program protection procedures. 		
<p>7. Unit personnel set up field sanitation facilities.</p> <ul style="list-style-type: none"> a. Construct latrine(s). b. Place screen or canvas around latrine(s). c. Construct simple handwashing device for each latrine. d. Set up unit water source. e. Employ safety procedures in accordance with TSOP and publications. f. Employ environmental stewardship program protection procedures. 		

TASK PERFORMANCE / EVALUATION SUMMARY BLOCK							
ITERATION	1	2	3	4	5	M	TOTAL
TOTAL TASK STEPS EVALUATED							
TOTAL TASK STEPS "GO"							
TRAINING STATUS "GO"/"NO-GO"							

"**" indicates a leader task step.

SUPPORTING INDIVIDUAL TASKS: NONE

SUPPORTING COLLECTIVE TASKS

Task Number	Task Title
63-2-4007	Plan Occupation of New Area of Operations
63-2-4009	Occupy New Operating Site

OPFOR TASKS AND STANDARDS

TASK: GATHER INTELLIGENCE (63-OPFOR-1008)

CONDITION: Small OPFOR elements, operating in the rear area, are planning attacks on enemy bases. Information is needed to complete plans.

STANDARD: 1. Identify all PIR and other intelligence requirements. 2. Pass through any outpost, defensive wire, or warning devices undetected. 3. Move to an OP that offers cover and concealment and is close enough to gather PIR and other intelligence requirements. 4. Gather all PIR and other intelligence requirements. 5. Withdraw from area undetected. 6. Report all information to OPFOR HQ.

TASK: CONDUCT SNIPER OPERATIONS (63-OPFOR-1005)

CONDITION: OPFOR has assigned snipers, regular and/or irregular elements, in the enemy rear area along MSR and near support sites.

STANDARD: 1. Set up well-concealed location(s). 2. Engage vehicle drivers or personnel on foot with short bursts of semi-automatic fire. 3. Kill or wound selected target. 4. Prevent position from being discovered by enemy forces. 5. Evacuate the area without being spotted. 6. Report all specified PIR and other intelligence requirements to OPFOR HQ.

- ELEMENTS:** Company Headquarters
 Supply Platoon Headquarters
 Class I and General Supply Section
 Class IX Shipment/Receiving Section
 Class IX Storage and Issue Section
 Class IX RX Section
 Class III/V Platoon Headquarters
 Class III Storage and Issue Section
 Class III/V Distribution Section
 Class V (ATP)

TASK: Perform Deployment Alert Activities (63-2-4801)
 (FM 100-17) (AR 220-1) (AR 220-10)
 (FM 4-01.011)

ITERATION: 1M 2M 3M 4M 5M (Circle)

COMMANDER/LEADER ASSESSMENT: T P U (Circle)

CONDITIONS: The unit has been at a normal state of deployment readiness and has received a warning order to prepare for overseas deployment. The CQ or 1SG has notified the commander. The unit has analog and/or digital communications with higher HQ. The unit movement plan, recall plan, security plan, unit and higher HQ access rosters, and current maps are available. The unit has a trained officer or NCO appointed as UMO and alternate UMO. Main body personnel, advance party personnel, SPOE team, equipment reception team, packing and crating team, weighing and marking team, rail loading team, and supercargoes have been designated by the commander and trained in their duties. The unit is deploying as part of a higher HQ deployment. Alert notification activities are performed under all day or night environmental conditions. This task is always performed in MOPP4.

TASK STANDARDS: Unit personnel are recalled in accordance with the recall plan. All personnel are present or accounted for and briefings are conducted for unit personnel and deployment teams in accordance with movement plan. Security is established in accordance with security plan.

TASK STEPS AND PERFORMANCE MEASURES	GO	NO-GO
<p>* 1. Commander supervises deployment alert notification activities.</p> <ul style="list-style-type: none"> a. Directs the CQ or 1SG to implement the recall plan. b. Coordinates with higher HQ commander for guidance concerning deployment requirements. c. Briefs unit leaders on deployment and mission requirements. d. Directs UMO to update movement plan, deployment SOP, and marshaling plans, as required. e. Assigns additional and/or replacement personnel to deployment teams, as required. f. Monitors security of unit area for compliance with security plan. g. Monitors recall of unit personnel to ensure recall time standards are met and personnel accountability is accomplished in accordance with recall plan. h. Submits reports to higher HQ in accordance with recall plan, security plan, deployment OPORD, and movement plan using analog and/or digital communications. i. Briefs higher HQ commander and staff on status of deployment alert activities. 		

TASK STEPS AND PERFORMANCE MEASURES	GO	NO-GO
<p>2. Unit HQ performs recalls and personnel accountability functions.</p> <ul style="list-style-type: none"> a. Initiates recall procedures in accordance with recall plan. b. Sets up central check-in in accordance with recall plan. c. Checks personnel as they arrive, to ensure only personnel listed on current access rosters enter the unit area. d. Annotates recall roster to indicate personnel are present for duty as they arrive. e. Computes percent present for duty in accordance with recall plan. f. Briefs commander on present-for-duty status as recall progresses. g. Disestablishes control check-in point when 100 percent of unit are present or accounted for. 		
<p>* 3. UMO assembles deployment teams.</p> <ul style="list-style-type: none"> a. Identifies unit deployment team requirements by reviewing movement plan. b. Confirms personnel are available for designated deployment teams. c. Requests commander assign additional and/or replacement deployment team members, as required. d. Briefs deployment teams on their duties and responsibilities in accordance with the movement plan. e. Briefs commander on status of deployment teams. 		
<p>* 4. Unit leaders supervise unit element alert activities.</p> <ul style="list-style-type: none"> a. Monitor arrival of unit element personnel to ensure all personnel are accounted for. b. Supervise establishment of security of assigned area in accordance with security plan. c. Brief personnel on deployment. 		
<p>* 5. Section chiefs and/or team leaders supervise alert activities.</p> <ul style="list-style-type: none"> a. Inspect personnel as they arrive to ensure all have required clothing and personal gear. b. Inspect alert bags to ensure all personal gear is present and serviceable. c. Assign personnel to security posts in accordance with security plan. d. Brief unit element leaders on alert status. 		
<p>6. Unit performs recall activities.</p> <ul style="list-style-type: none"> a. Relays alert notification, as required. b. Reports for duty unit HQ in accordance with recall plan. c. Repairs or replaces personal gear, as required. d. Performs security functions, as required. e. Provides dependents with information on deployment, as permitted. 		

TASK PERFORMANCE / EVALUATION SUMMARY BLOCK							
ITERATION	1M	2M	3M	4M	5M		TOTAL
TOTAL TASK STEPS EVALUATED							
TOTAL TASK STEPS "GO"							
TRAINING STATUS "GO"/"NO-GO"							

"*" indicates a leader task step.

SUPPORTING INDIVIDUAL TASKS: NONE

SUPPORTING COLLECTIVE TASKS: NONE

OPFOR TASKS AND STANDARDS: NONE

- ELEMENTS:** Company Headquarters
 Supply Platoon Headquarters
 Class I and General Supply Section
 Class IX Shipment/Receiving Section
 Class IX Storage and Issue Section
 Class IX RX Section
 Class III/V Platoon Headquarters
 Class III Storage and Issue Section
 Class III/V Distribution Section
 Class V (ATP)

TASK: Perform Human Resources Predeployment Activities (63-2-4802)
 (AR 220-10) (AR 220-1) (FM 100-17)
 (FM 4-01.011) (FM 4-01.30)

ITERATION: 1 2 3 4 5 M (Circle)
COMMANDER/LEADER ASSESSMENT: T P U (Circle)

CONDITIONS: The unit has activated the recall plan. Unit personnel are accounted for and are prepared for predeployment processing. S1 has provided a SRP schedule to the commander. The unit has coordinated with the S1 for assistance, as needed. Transportation to move the unit to the processing center is available. The deployment SOP, movement plan, family assistance plan, and higher HQ deployment OPORD are available. The unit has analog and digital communications with higher HQ. The unit is deploying as part of a higher HQ deployment. SRP activities are performed under all day or night environmental conditions. Some iterations of this task should be performed in MOPP4.

TASK STANDARDS: Predeployment personnel and administrative activities are accomplished in accordance with the movement plan, deployment OPORD, S1 SRP schedule, and commander's guidance.

TASK STEPS AND PERFORMANCE MEASURES	GO	NO-GO
<p>* 1. Commander directs personnel and administrative predeployment activities.</p> <ul style="list-style-type: none"> a. Directs HQ to update the unit USR using current data in accordance with AR 220-1. b. Directs the XO/1SG to publish a unit SRP schedule based on the S1 SRP schedule. c. Forwards list of nondeployable personnel to the higher HQ staff element using analog and/or digital communications. d. Directs personnel to complete SRP activities. e. Directs personnel to secure POVs and personal property in accordance with movement plan. f. Directs XO to prepare briefing for dependents. g. Directs XO to update family assistance plan, as required. h. Requests that the S1 appoint pay agents during deployment, if necessary, using analog and/or digital communications. i. Coordinates with S1 Section to close out fund account using analog and/or digital communications. 		

TASK STEPS AND PERFORMANCE MEASURES	GO	NO-GO
<p>j. Coordinates through higher HQ and port commander to identify number of supercargoes (unit personnel traveling with unit equipment) authorized and POC for supercargoes using analog and/or digital communications.</p> <p>NOTE: Performance step "j" is not used by the IBCT.</p> <p>k. Briefs battalion commander on status of SRP activities.</p>		
<p>2. Unit HQ processes SRP records.</p>		
<p>a. Delivers unit SRP records to SRP site.</p> <p>b. Verifies that 100 percent of deploying personnel have processed.</p> <p>c. Returns SRP records to unit HQ.</p> <p>d. Delivers SRP records to battalion rear detachment prior to departure.</p>		
<p>3. Unit HQ performs personnel replacement functions.</p>		
<p>a. Identifies nondeployable personnel by reviewing monthly USR, 1SG daily report, and SRP results.</p> <p>b. Coordinates with higher HQ staff element for replacement personnel using analog and/or digital communications.</p> <p>c. Recommends assignment of replacement personnel to commander.</p> <p>d. Assigns replacement personnel in accordance with commander's instructions.</p> <p>e. Updates the family assistance plan, as required.</p>		
<p>4. Unit HQ monitors unit SRP activities.</p>		
<p>a. Publishes unit SRP schedule based on movement plan, S1 section SRP schedule, and commander's guidance.</p> <p>b. Distributes unit SRP schedule to platoons and sections.</p> <p>c. Monitors SRP to ensure activities are completed in accordance with SRP schedule.</p> <p>d. Coordinates with the higher HQ staff element for additional SRP using analog and/or digital communications, as required.</p> <p>e. Briefs commander on SRP status.</p>		
<p>* 5. Unit leaders supervise personnel and administrative SRP activities.</p>		
<p>a. Direct personnel to complete SRP in accordance with SRP schedule.</p> <p>b. Designate personnel to assist contact teams in SRP activities, as required.</p> <p>c. Monitor SRP to ensure activities are completed in accordance with SRP schedule.</p> <p>d. Coordinate with the UMO/NCO for additional SRP, as required.</p> <p>e. Identify nondeployable personnel.</p> <p>f. Coordinate personnel replacement with unit HQ.</p> <p>g. Monitor securing of POVs and personal property for compliance with movement plan and commander's instructions.</p> <p>h. Brief personnel on family assistance plan.</p> <p>i. Brief commander on results of SRP.</p>		
<p>6. Unit personnel perform SRP activities.</p>		
<p>a. Perform SRP contact team functions, as directed.</p> <p>b. Complete processing activities, as directed.</p> <p>c. Secure POVs and personal property in accordance with movement plan and commander's instructions.</p>		

TASK PERFORMANCE / EVALUATION SUMMARY BLOCK							
ITERATION	1	2	3	4	5	M	TOTAL
TOTAL TASK STEPS EVALUATED							
TOTAL TASK STEPS "GO"							
TRAINING STATUS "GO"/"NO-GO"							

"*" indicates a leader task step.

SUPPORTING INDIVIDUAL TASKS: NONE

SUPPORTING COLLECTIVE TASKS

Task Number	Task Title
63-2-4801	Perform Deployment Alert Activities
63-2-4803	Perform Predeployment Training Activities
63-2-4804	Perform Predeployment Supply Activities
63-2-4805	Perform Predeployment Maintenance Activities

OPFOR TASKS AND STANDARDS: NONE

ELEMENTS: Company Headquarters
 Supply Platoon Headquarters
 Class III/V Platoon Headquarters

TASK: Perform Predeployment Training Activities (63-2-4803)
 (AR 350-1) (AR 220-10) (FM 100-17)
 (FM 4-01.011) (TC 25-20)

ITERATION: 1 2 3 4 5 M (Circle)

COMMANDER/LEADER ASSESSMENT: T P U (Circle)

CONDITIONS: The unit is preparing for deployment to an overseas site. Sufficient time exists for the unit to conduct predeployment training. The commander has designated a training officer and NCO. The unit deployment SOP, movement plan, higher HQ deployment OPORD, and training records are available. The unit has analog and/or digital communications with higher HQ. The unit is deploying as part of a higher HQ deployment. Predeployment training is performed under all day or night environmental conditions. Some iterations of this task should be performed in MOPP4.

TASK STANDARDS: Predeployment training is accomplished in accordance with the training schedule and commander's guidance.

TASK STEPS AND PERFORMANCE MEASURES	GO	NO-GO
<p>* 1. Commander directs predeployment training activities.</p> <ul style="list-style-type: none"> a. Identifies training requirements through coordination with unit leaders and review of the movement plan and training records. b. Identifies special training requirements by reviewing deployment OPORD and coordinating with the higher HQ staff personnel. c. Directs training officer to develop a unit training schedule to correct training deficiencies. d. Designates personnel to receive training in accordance with higher HQ staff personnel's instructions. e. Briefs higher HQ commander on status of predeployment training. 		
<p>* 2. Training officer/NCO supervise predeployment training activities.</p> <ul style="list-style-type: none"> a. Develops training schedule based on movement plan, deployment OPORD, specialized training requirements identified by higher HQ and commander's guidance. b. Coordinates training support with the higher HQ staff personnel using analog and/or digital communications, as required. c. Provides training schedule to S2/S3 and unit leader, as appropriate. d. Monitors training to ensure appropriate training is provided to personnel. e. Briefs commander on status of predeployment training. 		
<p>* 3. Unit leaders perform predeployment training activities.</p> <ul style="list-style-type: none"> a. Coordinates with UMO for required training support using analog and/or digital communications. b. Conducts training in accordance with training schedule, if required. c. Annotates training results on individual and team training records. 		

TASK PERFORMANCE / EVALUATION SUMMARY BLOCK							
ITERATION	1	2	3	4	5	M	TOTAL
TOTAL TASK STEPS EVALUATED							
TOTAL TASK STEPS "GO"							
TRAINING STATUS "GO"/"NO-GO"							

"*" indicates a leader task step.

SUPPORTING INDIVIDUAL TASKS: NONE

SUPPORTING COLLECTIVE TASKS

Task Number	Task Title
63-2-4801	Perform Deployment Alert Activities
63-2-4802	Perform Human Resources Predeployment Activities
63-2-4804	Perform Predeployment Supply Activities
63-2-4805	Perform Predeployment Maintenance Activities

OPFOR TASKS AND STANDARDS: NONE

- ELEMENTS:** Company Headquarters
 Supply Platoon Headquarters
 Class I and General Supply Section
 Class IX Shipment/Receiving Section
 Class IX Storage and Issue Section
 Class IX RX Section
 Class III/V Platoon Headquarters
 Class III Storage and Issue Section
 Class III/V Distribution Section
 Class V (ATP)

TASK: Perform Predeployment Supply Activities (63-2-4804)
 (AR 710-2) (AR 220-10) (AR 700-84)
 (AR 725-50) (AR 735-5) (FM 100-17)
 (FM 3-100.4)

ITERATION: 1 2 3 4 5 M (Circle)
COMMANDER/LEADER ASSESSMENT: T P U (Circle)

CONDITIONS: The unit is preparing for deployment to an overseas site. Basic loads of ammunition, rations, equipment identified TAT, and repair parts are available. The unit movement plan, TSOP, and higher HQ deployment OPORD are available. The unit has analog and/or digital communications with higher HQ. The unit is deploying as part of a higher HQ deployment. Predeployment supply activities are performed under all day or night environmental conditions. Some iterations of this task should be performed in MOPP4.

TASK STANDARDS: Predeployment supply activities are accomplished in accordance with the movement plan, TSOP, and commander's guidance.

TASK STEPS AND PERFORMANCE MEASURES	GO	NO-GO
<p>* 1. Commander directs predeployment supply activities.</p> <ul style="list-style-type: none"> a. Identifies float and/or replacement equipment and additional supply requirements to the movement plan deployment supply list based on the deployment OPORD, METT-TC, and coordination with the higher HQ staff personnel. b. Coordinates with the higher HQ staff element for issue of additional supplies using analog and/or digital communications, as required. c. Coordinates with the higher HQ staff element issue of float and/or replacement equipment using analog and/or digital communications, as necessary. d. Directs unit leaders to provide supply and equipment requests to supply sergeant. e. Directs supply sergeant to request required supplies and equipment. f. Briefs higher HQ commander and higher HQ staff personnel on supply status, as required. g. Enforces environmental stewardship protection program procedures. <p>2. Unit elements perform predeployment supply activities.</p> <ul style="list-style-type: none"> a. Identify shortages of supplies and equipment by conducting inventories and inspections. b. Inventory soldier's personal belongings that are designated to remain in the unit area. 		

TASK STEPS AND PERFORMANCE MEASURES	GO	NO-GO
<ul style="list-style-type: none"> c. Secure personal belongings remaining in the unit area. d. Submit requests for supplies and equipment to supply sergeant in accordance with TSOP, as required. e. Issue individual basic loads, as required. f. Employ safety procedures in accordance with TSOP and applicable publications. g. Employ environmental stewardship protection program procedures. 		
<p>3. Unit HQ provides supply support.</p> <ul style="list-style-type: none"> a. Submits requests to servicing SSA to upgrade FAD on all requisitions already in the system. b. Coordinates with the S4 for additional DODAACs to be requested, as needed, for the rear detachment and deploying detachments using analog and/or digital communications. c. Submits changes of the "ship-to" address for the unit DODAAC to the servicing SSA, to ensure correct routing of requested supplies to the unit's deployment address using analog and/or digital communications. d. Submits requests for issue of personal clothing and equipment to S4 section in accordance with AR 700-84 using analog and/or digital communications. e. Submits request for basic loads and required supplies and equipment to S4 Section in accordance with Movement Plan and TSOP using analog and/or digital communications. f. Submits request for eyeglasses, inserts, and hearing aids to the S4 section using analog and/or digital communications, as required. g. Requests supplies to support movement operations (BBPCT, dunnage, and pallet covers). h. Draws basic loads in accordance with S4 section's instructions. i. Coordinates with S4 section to resolve outstanding requisitions using analog and/or digital communications. j. Coordinates with commander or S4 section for transportation and MHE support using analog and/or digital communications to pick-up, issue, and/or pack deployment supplies, if necessary. k. Inspects float and/or replacement equipment for serviceability. l. Signs for float and/or replacement equipment. m. Issues supplies and equipment in accordance with TSOP, as required. n. Secures unissued supplies and equipment in accordance with TSOP. o. Turns in equipment, supplies, and hazardous material to appropriate facility, as required. p. Prepares hand receipt annex and/or transfer documentation for unit property being transferred. q. Prepares backup of all automated supply systems prior to deployment. r. Briefs commander on deployment supply status. s. Employs safety procedures in accordance with TSOP and applicable publications. t. Employs environmental stewardship protection program procedures. 		

TASK PERFORMANCE / EVALUATION SUMMARY BLOCK							
ITERATION	1	2	3	4	5	M	TOTAL
TOTAL TASK STEPS EVALUATED							
TOTAL TASK STEPS "GO"							
TRAINING STATUS "GO"/"NO-GO"							

"*" indicates a leader task step.

SUPPORTING INDIVIDUAL TASKS: NONE

SUPPORTING COLLECTIVE TASKS

Task Number	Task Title
63-2-4801	Perform Deployment Alert Activities
63-2-4802	Perform Human Resources Predeployment Activities
63-2-4803	Perform Predeployment Training Activities
63-2-4805	Perform Predeployment Maintenance Activities

OPFOR TASKS AND STANDARDS: NONE

- ELEMENTS:** Company Headquarters
 Supply Platoon Headquarters
 Class I and General Supply Section
 Class IX Shipment/Receiving Section
 Class IX Storage and Issue Section
 Class IX RX Section
 Class III/V Platoon Headquarters
 Class III Storage and Issue Section
 Class III/V Distribution Section
 Class V (ATP)

TASK: Perform Predeployment Maintenance Activities (63-2-4805)
 (FM 4-30.3) (AR 220-1) (AR 700-138)
 (AR 750-1) (DA PAM 738-750) (DA PAM 750-1)
 (DA PAM 750-35) (FM 100-17) (FM 3-100.4)

ITERATION: 1 2 3 4 5 M (Circle)

COMMANDER/LEADER ASSESSMENT: T P U (Circle)

CONDITIONS: The unit is preparing for deployment to an overseas site. Sufficient time exists for the unit to conduct predeployment maintenance activities. The commander has designated a motor officer. Required tools, equipment, and personnel are available. MSTs are available in the unit maintenance area. The movement plan, maintenance SOP, and higher HQ deployment OPORD are available. The unit has analog and/or digital communications with higher HQ. The unit is deploying as part of a higher HQ deployment. Predeployment maintenance is performed under all day or night environmental conditions. Some iterations of this task should be performed in MOPP4.

TASK STANDARDS: Predeployment maintenance is accomplished in accordance with the maintenance SOP and commander's guidance.

TASK STEPS AND PERFORMANCE MEASURES	GO	NO-GO
<p>* 1. Commander directs predeployment maintenance activities.</p> <ul style="list-style-type: none"> a. Monitors maintenance activities for compliance with the maintenance SOP and commander's guidance. b. Approves the use of controlled exchange when required repair parts are not available. c. Checks MCSR for accuracy and completeness. d. Forwards MCSR to the S4 section using analog and/or digital communications. e. Coordinates with S4 for maintenance support using analog and/or digital communications, as required. f. Prioritizes internal repair of vehicles and equipment. g. Enforces safety procedures in accordance with TSOP and applicable publications. h. Enforces environmental stewardship protection program procedures. 		
<p>* 2. Motor officer/motor sergeant supervises predeployment maintenance activities.</p> <ul style="list-style-type: none"> a. Identifies unit operational readiness levels by reviewing vehicle and equipment status reports, PMCS, and predeployment maintenance checks. b. Prepares MCSR in accordance with AR 220-1 and AR 700-138. c. Submits current MCSR to commander. d. Submits request for direct support maintenance to commander, as required. 		

TASK STEPS AND PERFORMANCE MEASURES	GO	NO-GO
<ul style="list-style-type: none"> e. Submits request for controlled exchanges to commander for approval. f. Designates unit maintenance personnel to assist direct support maintenance element in accordance with maintenance SOP and S4 section and commander's instructions. g. Directs calibration of tools, if required. h. Verifies PLL inventory by conducting spot checks. i. Submits request for PLL replenishment to S4 section using analog and/or digital communications, as required. j. Verifies completion of repairs by reviewing maintenance records. k. Coordinates with S4 section to identify status of vehicles and equipment in support maintenance using analog and/or digital communications. l. Coordinates with S4 section to evacuate nondeployable vehicles and equipment to support maintenance using analog and/or digital communications. m. Verifies unit member's civilian and military driver's licenses and equipment licenses for validation and reissue, as needed. n. Prepares backup of all automated maintenance systems prior to deployment. o. Briefs the commander on maintenance status of vehicles and equipment, as required. p. Enforces safety procedures in accordance with TSOP and applicable publications. q. Enforces environmental stewardship protection program procedures. 		
<p>3. Maintenance unit performs field maintenance activities.</p> <ul style="list-style-type: none"> a. Calibrates tools, as required. b. Inspects equipment in accordance with appropriate operator and organizational maintenance TMs. c. Records all deficiencies on equipment inspection worksheets. d. Corrects unit-level maintenance deficiencies. e. Corrects DS-level maintenance deficiencies. f. Requests required repair parts from PLL clerk. g. Repairs equipment in accordance with applicable TM(s). h. Requests approval for controlled exchange through motor officer or sergeant when required repair parts are not available. i. Performs controlled exchange in accordance with motor officer or sergeant's instructions. j. Performs final inspection to ensure quality control of repairs. k. Conducts inventory of PLL to confirm shortages in accordance with PLL listing. l. Submits request for PLL replenishment to supporting SSA, as required. m. Performs technical inspections of float and/or replacement equipment in accordance with appropriate TMs and manufacturer's instructions. n. Releases equipment to appropriate unit elements. o. Employs safety procedures in accordance with TSOP and applicable publications. p. Employs environmental stewardship protection program procedures. 		

TASK STEPS AND PERFORMANCE MEASURES	GO	NO-GO
<p>4. Unit HQ conducts transactions with maintenance support elements.</p> <ul style="list-style-type: none"> a. Identifies vehicles and equipment that require maintenance support element support. b. Prepares required documentation for submission to maintenance support element. c. Delivers vehicles and equipment to maintenance support element. d. Picks up equipment from maintenance support element upon notification repairs are completed. e. Notifies owning element to pick up vehicles and equipment. 		
<p>* 5. Unit leaders supervise predeployment operator maintenance activities.</p> <ul style="list-style-type: none"> a. Monitor performance of PMCS and predeployment maintenance for compliance with Maintenance SOP, appropriate TM, and commander's guidance. b. Inspect vehicles, weapons, and equipment to ensure compliance with Maintenance SOP, appropriate TM and commander's guidance. c. Provide input for MCSR to motor officer, as required. d. Enforce safety procedures in accordance with TSOP and applicable publications. e. Enforce environmental stewardship protection program procedures. 		
<p>6. Unit performs predeployment operator maintenance.</p> <ul style="list-style-type: none"> a. Performs PMCS in accordance with appropriate TM(s). b. Notifies supervisor of maintenance problems beyond operator's capabilities. c. Checks vehicle load plan to ensure required tools and equipment are on hand. d. Employs safety procedures in accordance with TSOP and applicable publications. e. Employs environmental stewardship program protection procedures. 		

TASK PERFORMANCE / EVALUATION SUMMARY BLOCK							
ITERATION	1	2	3	4	5	M	TOTAL
TOTAL TASK STEPS EVALUATED							
TOTAL TASK STEPS "GO"							
TRAINING STATUS "GO"/"NO-GO"							

"*" indicates a leader task step.

SUPPORTING INDIVIDUAL TASKS: NONE

SUPPORTING COLLECTIVE TASKS

Task Number	Task Title
63-2-4801	Perform Deployment Alert Activities
63-2-4802	Perform Human Resources Predeployment Activities
63-2-4803	Perform Predeployment Training Activities
63-2-4804	Perform Predeployment Supply Activities

OPFOR TASKS AND STANDARDS: NONE

- ELEMENTS:** Company Headquarters
 Supply Platoon Headquarters
 Class I and General Supply Section
 Class IX Shipment/Receiving Section
 Class IX Storage and Issue Section
 Class IX RX Section
 Class III/V Platoon Headquarters
 Class III Storage and Issue Section
 Class III/V Distribution Section
 Class V (ATP)

TASK: Prepare Vehicles and Equipment for Deployment (63-2-4806)
 (FM 100-17) (AR 220-10) (DOD DIR 4500.9)
 (FM 21-305) (FM 3-100.4) (FM 4-01.011)
 (FM 4-30.3) (TB 55-46-1) (TM 55-2200-001-12)

ITERATION: 1 2 3 4 5 M (Circle)
COMMANDER/LEADER ASSESSMENT: T P U (Circle)

CONDITIONS: The unit receives a movement directive to deploy to an overseas site. A railhead is available on the installation. All personnel are present and have been trained on requirements for preparing vehicles and equipment for deployment. Packing and Crating, Weighing and Loading, and Rail Loading Teams have been designated and trained. The Movement Directive, Movement Plan, Deployment SOP, and Deployment OPORD are available. The unit has analog and/or digital communications with higher HQ. The unit has a trained officer or NCO appointed as UMO and alternate UMO. The unit is deploying as part of a higher HQ deployment. Equipment preparation is performed under all day or night environmental conditions. Some iterations of this task should be performed in MOPP4.

TASK STANDARDS: Vehicles and equipment to be deployed are prepared for deployment and loaded for movement to the APOE or SPOE in accordance with the Deployment SOP, Movement Plan, and commander's guidance.

TASK STEPS AND PERFORMANCE MEASURES	GO	NO-GO
<p>* 1. Commander directs vehicle and equipment preparation activities.</p> <ul style="list-style-type: none"> a. Identifies vehicles, equipment, and supplies to be deployed based on movement directive, Movement Plan, Deployment OPORD, higher HQ commander's guidance, and METT-TC. b. Identifies personnel, equipment, and vehicles scheduled to move to the A/SPOE by road or rail by reviewing Movement Plan and higher HQ commander's guidance. c. Designates a unit MA. d. Designates storage areas for equipment not to be deployed. e. Coordinates with S4 for disposition of equipment not to be deployed or stored by the unit using analog and/or digital communications. f. Provides unit leaders with disposition instructions for equipment not being deployed. g. Coordinates with S4 for transportation support to the APOE or SPOE using analog and/or digital communications, if necessary. 		

TASK STEPS AND PERFORMANCE MEASURES	GO	NO-GO
<ul style="list-style-type: none"> h. Inspects area to ensure all excess vehicles, equipment, and supplies have been turned in or placed in a designated holding area. i. Notifies higher HQ S2/S3 when vehicles and containers are loaded and ready to move using analog and/or digital communications. 		
<p>* 2. UMO supervises vehicle and equipment preparation activities.</p> <ul style="list-style-type: none"> a. Updates AUDEL to reflect vehicles, equipment, and supplies to be deployed based on physical inventory and commander's guidance. b. Updates AUDEL to reflect actual weights based on results of weighing and any dimensions beyond those listed in current technical publications for equipment TOE LIN/INDEX NO. c. Inputs updated AUDEL into the ITO or field movement control element TC-ACCIS station. <p>NOTE: When verified by the UMO, the updated AUDEL becomes the DEL produced by TC-ACCIS.</p> <ul style="list-style-type: none"> d. Provides UMC and/or S4 Section with information on oversize and overweight vehicles, equipment, and cargo requiring special handling, as required. e. Coordinates with UMC for DEL, BBPCT material requirements lists, vehicle/rail loading plans and schedules, special hauling permit requests, military shipping labels, and convoy clearance requests produced by TC-ACCIS using analog and/or digital communications. f. Coordinates with S4 Section for RF tags for ITV of sensitive/classified cargo, in accordance with directives from higher HQ using analog and/or digital communications. g. Coordinates with S4 Section for packing materials, weighing scales, MHE, containers, inserts, pallets, and other equipment preparation and loading materials using analog and/or digital communications, as required. h. Coordinates with S4 for customs inspection per unit SOP using analog and/or digital communications. i. Provides unit leaders with deployment forms, shipping labels, and documents, as required. j. Coordinates container pick-up with higher HQ staff element. k. Provides special instructions to Packing and Crating Teams, if necessary. l. Provides container packing schedule to unit leaders. m. Identifies transportation support requirements by reviewing Movement Plan and current vehicle status reports. n. Coordinates with S4 Section for movement of vehicles and equipment to rail loading site. o. Provides rail loading plan to Rail Loading Team Chief. p. Provides Rail Loading Team proper tools to conduct rail loadout. q. Coordinates with UMC for port call message and verification of Movement Plan A/SPOE requirements and procedures. r. Conducts risk assessment considering factors such as time, duration, and cargo to ensure the mission is safely completed. s. Briefs commander on status of preparation of vehicles and equipment for deployment. 		
<p>* 3. Unit leaders supervise preparation of unit elements for deployment.</p> <ul style="list-style-type: none"> a. Verify adequate space has been allowed for personnel items and secondary loads by reviewing loading plans. b. Revise loading plans, as required. 		

TASK STEPS AND PERFORMANCE MEASURES	GO	NO-GO
<ul style="list-style-type: none"> c. Monitor packing and loading for compliance with Deployment SOP, Movement Plan, and UMO's instructions. d. Inspect area to ensure all equipment to be deployed has been packed and/or loaded. e. Inspect area to ensure all excess vehicles, equipment, and supplies have been turned in or placed in a designated holding area. f. Inspect internal loads to ensure loads are secure and in compliance with loading plans. g. Notify UMO of any load plan revisions using analog and/or digital communications. 		
<p>* 4. UMO maintains an up-to-date AUEL.</p> <ul style="list-style-type: none"> a. Conducts physical inventory of vehicles and equipment to be deployed to verify accuracy of AUEL. b. Revises AUEL, as required. c. Submits AUEL changes to UMC, if necessary. 		
<p>5. Packing and Crating Teams prepare equipment for deployment.</p> <ul style="list-style-type: none"> a. Pack containers in accordance with loading plans, DEL, and UMO's instructions. b. Pack hazardous materials in accordance with Deployment SOP, UMO's instructions, and applicable publications. c. Prepare container packing lists and shipping documents in accordance with UMO's instructions and applicable publications. d. Distribute container packing lists and shipping documents in accordance with UMO's instructions and applicable publications. e. Place military shipping labels and designated markings on containers in accordance with Movement Plan, Deployment SOP, and UMO's instructions. f. Assist container pick-up crew in loading operations, as required. g. Employ safety procedures in accordance with TSOP and applicable publications. h. Employ environmental stewardship protection program procedures. 		
<p>6. Unit prepares vehicles, equipment, and personal gear for deployment.</p> <ul style="list-style-type: none"> a. Places equipment not being deployed in designated storage area in accordance with Movement Plan and commander's instructions. b. Turns in excess vehicles, equipment, and supplies to supply sergeant in accordance with Deployment SOP and/or commander's instructions. c. Packs personal gear in accordance with Movement Plan. d. Marks and/or tags vehicles, equipment, and personal gear in accordance with Deployment SOP, Movement Plan, and UMO's instructions. e. Attaches RF/AIT tags and applies military shipping labels on vehicles and equipment in accordance with Movement Plan and UMO's instructions. f. Moves equipment to be packed in containers, to the container packing area in accordance with UMO's instructions. g. Loads vehicles in accordance with Deployment SOP, Movement Plan, loading plans, and UMO's instructions. h. Moves vehicles to designated area for marshaling or rail loading site, as directed. i. Employs safety procedures in accordance with TSOP and applicable publications. 		

TASK STEPS AND PERFORMANCE MEASURES	GO	NO-GO
<p>7. Weighing and Marking Team weigh and marks vehicles for deployment.</p> <ul style="list-style-type: none"> a. Sets up weighing and marking area in designated area in accordance with Deployment SOP. b. Guides vehicles onto scales as they arrive. c. Identifies vehicle gross weight. d. Identifies vehicle axle weights (air movement only). e. Computes vehicle center of balance based on axle weights (air movement only). f. Marks center of balance on vehicles in accordance with Deployment SOP, DOD Directive 4500.9, and UMO's instructions (air movement only). g. Reports gross weights for each deploying vehicle to UMO. h. Disestablishes weighing and marking area. i. Returns vehicle weighing scales in accordance with UMO or owning facility officials' instructions. 		
<p>* 8. Rail Loading Team OIC/NCOIC supervises rail loading activities.</p> <ul style="list-style-type: none"> a. Conducts safety briefing for all unit personnel at the rail loading site in accordance with local procedures. b. Coordinates with UMO for rail loading plans. c. Coordinates with installation UMC to identify special rail loading requirements. d. Verifies the presence of all rail guards by conducting roll call, if required. e. Verifies the presence of manifested vehicles and equipment by conducting physical inventory. f. Inspects vehicles and equipment for military shipping labels, proper markings, and adequacy of BBPCT procedures. g. Provides a cargo manifest to conductor, if required. h. Notifies commander when rail loading is complete. i. Enforces safety procedures in accordance with TSOP and applicable publications. j. Enforces environmental stewardship protection program procedures. 		
<p>9. Rail Loading Team performs rail loading.</p> <ul style="list-style-type: none"> a. Stages vehicles in accordance with rail loading plan. b. Loads vehicles and equipment on rail cars in accordance with rail loading plan and UMO's instructions. c. Secures vehicles and equipment in accordance with rail loading plan and UMO's instructions. d. Notifies Rail Loading Team Chief when rail loading is complete. e. Employs safety procedures in accordance with TSOP and applicable publications. f. Employs environmental stewardship protection program procedures. 		

TASK PERFORMANCE / EVALUATION SUMMARY BLOCK							
ITERATION	1	2	3	4	5	M	TOTAL
TOTAL TASK STEPS EVALUATED							
TOTAL TASK STEPS "GO"							
TRAINING STATUS "GO"/"NO-GO"							

"*" indicates a leader task step.

SUPPORTING INDIVIDUAL TASKS: NONE

SUPPORTING COLLECTIVE TASKS

Task Number	Task Title
63-2-4803	Perform Predeployment Training Activities
63-2-4804	Perform Predeployment Supply Activities
63-2-4805	Perform Predeployment Maintenance Activities

OPFOR TASKS AND STANDARDS: NONE

- ELEMENTS:** Company Headquarters
 Supply Platoon Headquarters
 Class I and General Supply Section
 Class IX Shipment/Receiving Section
 Class IX Storage and Issue Section
 Class IX RX Section
 Class III/V Platoon Headquarters
 Class III Storage and Issue Section
 Class III/V Distribution Section
 Class V (ATP)

TASK: Prepare Unit for Nontactical Move (63-2-4807)
 (FM 55-30) (DOD DIR 4500.9) (FM 4-01.011)
 (FM 4-30.3)

ITERATION: 1 2 3 4 5 M (Circle)

COMMANDER/LEADER ASSESSMENT: T P U (Circle)

CONDITIONS: The unit receives a movement directive to move to the A/SPOE for deployment to an overseas site. Routes, scheduled halts, and logistics and administrative support are available in accordance with the Movement Plan. Higher HQ has an advanced party at the A/SPOE and the advance party has conducted a route reconnaissance. The convoy, serial, and march commanders have been designated as appropriate. Security for the move has been coordinated. The Movement Directive, Movement Plan, port call message, load plans, and strip maps are available. Vehicles are loaded and staged for movement in a designated area. The unit has a trained officer and/or NCO appointed as UMO and alternate UMO. The unit is deploying as part of a higher HQ deployment. The unit has analog and/or digital communications with higher HQ. Preparation for movement is performed under all day or night environmental conditions. Some iterations of this task should be performed in MOPP4.

TASK STANDARDS: Unit is ready to cross SP NLT time prescribed in movement directive.

TASK STEPS AND PERFORMANCE MEASURES	GO	NO-GO
<p>* 1. UMO supervises preparation for movement to A/SPOE.</p> <ul style="list-style-type: none"> a. Coordinates with higher HQ staff personnel to verify Movement Plan information for accuracy using analog and/or digital communications. b. Computes travel time and distance from proposed SP to RP. c. Compares travel time and start time to verify unit will arrive at A/SPOE in accordance with port call message. d. Inspects vehicles and equipment for proper markings and military shipping labels in accordance with FM 4-01.011, DOD Directive 4500.9, Movement Plan, and current instructions. e. Notifies higher HQ staff element that unit is ready to move using analog and/or digital communications. f. Briefs commander on preparations for movement. 		
<p>2. Unit prepares vehicles and equipment for movement to A/SPOE.</p> <ul style="list-style-type: none"> a. Performs before-operations PMCS on all vehicles and equipment. b. Corrects maintenance discrepancies within the operator's capabilities in accordance with applicable TM. c. Reports all maintenance deficiencies beyond operator's capability to immediate supervisor. d. Corrects loading deficiencies in accordance with loading plan, if necessary. e. Recomputes vehicle center of balance, if necessary (APOE only). 		

TASK STEPS AND PERFORMANCE MEASURES	GO	NO-GO
<ul style="list-style-type: none"> f. Re-marks center of balance on vehicle, if necessary (APOE only). g. Marks vehicles for movement to A/SPOE in accordance with DOD Directive 4500.9, FM 55-30, Movement Order, and UMO's instructions. h. Places military shipping labels on vehicles and equipment in accordance with Movement Plan and UMO's instructions. i. Employs safety procedures in accordance with TSOP and applicable publications. 		
<p>* 3. Convoy, Serial, and March commanders and leaders organize convoy for movement to A/SPOE.</p> <ul style="list-style-type: none"> a. Assign vehicle positions with the heavier, slower vehicles placed first. b. Assign recovery vehicle(s) positions, where they can move to disabled vehicles without disrupting convoy movement. <p>NOTE: Unit will assign MTS equipped vehicles as control vehicles, if available.</p> <ul style="list-style-type: none"> c. Assign sufficient number of recovery vehicles and mechanics to trail party element. d. Provide trail maintenance party with minimum quantities of packaged POL supplies and Class IX ASL/PLL parts to support the convoy in accordance with FM 4-01.011. e. Provide vehicle position listing with location of all vehicles to the trail party leader. f. Open radio net(s) as specified in the Movement Plan. 		
<p>* 4. Convoy, Serial, and March commanders and leaders conduct premovement inspections.</p> <ul style="list-style-type: none"> a. Inspect personnel and their equipment for compliance with Movement Directive, Movement Plan, and commander's instructions. b. Inspect organizational equipment for accountability and serviceability. c. Inspect vehicles, trailers, and loads for serviceability, proper stowing, and security. d. Forward personnel and equipment status to unit HQ and S2/S3 using analog and/or digital communications. 		
<p>* 5. Convoy commander conducts briefings for convoy personnel.</p> <ul style="list-style-type: none"> a. Provides strip maps to each vehicle driver. b. Briefs convoy chain of command. c. Briefs convoy route. d. Prescribes the rate of march and catch-up speeds. e. Briefs vehicle intervals. f. Identifies scheduled halts. g. Briefs safety, accident, and breakdown procedures. h. Identifies location of maintenance support. i. Provides location and identification of destination. j. Briefs arm/hand signals and SOI, including radio frequencies and call signs. 		
<p>6. Unit prepares to cross SP.</p> <ul style="list-style-type: none"> a. Stages vehicles for convoy in accordance with convoy commander's instructions. b. Notifies convoy commander that vehicles are ready to cross SP for convoy to A/SPOE using analog and/or digital communications. 		

TASK PERFORMANCE / EVALUATION SUMMARY BLOCK							
ITERATION	1	2	3	4	5	M	TOTAL
TOTAL TASK STEPS EVALUATED							
TOTAL TASK STEPS "GO"							
TRAINING STATUS "GO"/"NO-GO"							

"*" indicates a leader task step.

SUPPORTING INDIVIDUAL TASKS: NONE

SUPPORTING COLLECTIVE TASKS

Task Number	Task Title
63-2-4806	Prepare Vehicles and Equipment for Deployment
63-2-4808	Conduct Nontactical Road March

OPFOR TASKS AND STANDARDS: NONE

- ELEMENTS:** Company Headquarters
 Supply Platoon Headquarters
 Class I and General Supply Section
 Class IX Shipment/Receiving Section
 Class IX Storage and Issue Section
 Class IX RX Section
 Class III/V Platoon Headquarters
 Class III Storage and Issue Section
 Class III/V Distribution Section
 Class V (ATP)

TASK: Conduct Nontactical Road March (63-2-4808)
 (FM 55-30) (FM 4-30.3)

ITERATION: 1 2 3 4 5 M (Circle)
COMMANDER/LEADER ASSESSMENT: T P U (Circle)

CONDITIONS: Time specified to cross SP for convoy to A/SPOE has arrived. All equipment to be moved by convoy is loaded and vehicles are positioned for departure. The route of march is identified and has been traveled by a reconnaissance party. The convoy, serial, and march commanders have been designated, as applicable. All weight, height, and width restrictions along route of march have been verified. Coordination for rest stops, convoy support facilities, and personnel and maintenance support has been accomplished. A security element has been assigned. RP is within the A/SPOE MA. Convoy operations may be performed during the day or night. Radio and visual signals are used for march column control, as appropriate. The movement plan and deployment OPORD are available. Map and overlays with checkpoints, SP, RP, and critical points are available. Column may conduct halts during movement. Some iterations of this task should be performed in MOPP4. Some iterations of this task should be performed in MOPP4.

TASK STANDARDS: SP, checkpoints, and RP are crossed at times specified in the movement plan or times adjusted on the road movement table by the convoy commander.

TASK STEPS AND PERFORMANCE MEASURES	GO	NO-GO
<p>* 1. Convoy commander initiates convoy.</p> <ul style="list-style-type: none"> a. Directs lead vehicle to cross SP at specified time. b. Verifies vehicles have crossed the SP. c. Forwards SP crossing report to S2/S3 when unit elements have crossed the SP using analog and/or digital communications. 		
<p>* 2. Convoy commander reports convoy information to higher HQ staff element.</p> <ul style="list-style-type: none"> a. Forwards checkpoint(s) clearance report as checkpoints are crossed using analog and/or digital communications. b. Employs current SOI/SSI codes in all transmissions. 		
<p>* 3. Convoy commander enforces march discipline.</p> <ul style="list-style-type: none"> a. Places directional guides at all critical intersections along route, if necessary. b. Assumes position(s) along march route that provides command presence at critical turns or other points of decision. c. Enforces all movement policies defined in the movement plan, with emphasis on formation, distances, speeds, passing procedures, and halts. d. Adjusts formation distances and speed consistent with roads and speed limits. 		

TASK STEPS AND PERFORMANCE MEASURES	GO	NO-GO
<ul style="list-style-type: none"> e. Enforces security measures to protect equipment and cargo during halts. f. Communicates to unit leaders and operators any violations of march discipline or changes to current orders, using analog and/or digital communications or proper visual signals. 		
<p>4. Unit employs march discipline.</p> <ul style="list-style-type: none"> a. Maintains designated march speed specified in movement plan or as prescribed by the convoy commander. b. Maintains proper vehicle interval as specified in movement plan or as adjusted by the convoy, serial, or march commander. c. Obeys vehicle driving regulations and safe driving procedures based on conditions. d. Crosses all checkpoints as scheduled. e. Reacts correctly to convoy, serial, or march commander's arm/hand signals. 		
<p>5. Unit conducts scheduled halt(s).</p> <ul style="list-style-type: none"> a. Stops column at prescribed time and location. b. Reports scheduled halt to higher HQ staff element, if appropriate, using analog or digital communications. c. Performs during-operation PMCS on vehicles (operators). d. Inspects vehicle loads for safety and security. e. Begins departure at specified time in the movement plan or convoy commander's instructions. f. Reports resumption of march to higher HQ staff element using analog and/or digital communications, if appropriate. 		
<p>6. Unit conducts unscheduled halt(s).</p> <ul style="list-style-type: none"> a. Alerts march column with prescribed arm/hand signal. b. Reports halt and circumstances to S2/S3 using analog and/or digital communications, if appropriate. c. Resumes march as soon as reason for halt is rectified. d. Reports resumption of march to higher HQ staff element using analog and/or digital communications, if appropriate. 		
<p>7. Trail party recovers disabled vehicle.</p> <ul style="list-style-type: none"> a. Inspects disabled vehicle for repairability. b. Repairs disabled vehicle, when possible. c. Reports vehicle status to convoy commander using analog and/or digital communications. d. Tows disabled vehicle to applicable maintenance facility or destination based on convoy commander's instructions. 		
<p>* 8. Convoy commander monitors unit crossing RP.</p> <ul style="list-style-type: none"> a. Verifies that lead vehicle has crossed RP at specified time. b. Verifies the vehicles that have crossed RP. c. Forwards SITREP to higher HQ staff element using analog and/or digital communications. 		

TASK PERFORMANCE / EVALUATION SUMMARY BLOCK							
ITERATION	1	2	3	4	5	M	TOTAL
TOTAL TASK STEPS EVALUATED							
TOTAL TASK STEPS "GO"							
TRAINING STATUS "GO"/"NO-GO"							

"*" indicates a leader task step.

SUPPORTING INDIVIDUAL TASKS: NONE

SUPPORTING COLLECTIVE TASKS

Task Number	Task Title
09-3-4804	Perform Predeployment Supply Activities
09-3-4805	Perform Predeployment Maintenance Activities
09-3-4806	Prepare Vehicles and Equipment for Deployment
09-3-4807	Prepare Unit for Nontactical Move
63-2-4804	Perform Predeployment Supply Activities
63-2-4804.09-0567	Perform Predeployment Supply Activities
63-2-4804.09-1056	Perform Predeployment Supply Activities
63-2-4804.43-0008	Perform Predeployment Supply Activities
63-2-4804.43-0009	Perform Predeployment Supply Activities
63-2-4804.43-0079	Perform Predeployment Supply Activities
63-2-4804.43-0167	Perform Predeployment Supply Activities
63-2-4805	Perform Predeployment Maintenance Activities
63-2-4805.09-1057	Perform Predeployment Maintenance Activities
63-2-4805.43-0167	Perform Predeployment Maintenance Activities
63-2-4805.43-0168	Perform Predeployment Maintenance Activities
63-2-4806	Prepare Vehicles and Equipment for Deployment
63-2-4806.09-1058	Prepare Vehicles and Equipment for Deployment
63-2-4806.43-0167	Prepare Vehicle and Equipment for Deployment
63-2-4806.43-0168	Prepare Vehicle and Equipment for Deployment
63-2-4807	Prepare Unit for Nontactical Move
63-2-4807.09-1059	Prepare Unit for Nontactical Move
63-2-4807.43-0167	Prepare Unit for Nontactical Move
63-2-4807.43-0168	Prepare Unit for Nontactical Move
63-2-5804	Perform Predeployment Supply Activities (SBCT)
63-2-5805	Perform Predeployment Maintenance Activities (SBCT)
63-2-5806	Prepare Vehicles and Equipment for Deployment (SBCT)
63-2-5807	Prepare Unit for Nontactical Move (SBCT)

OPFOR TASKS AND STANDARDS: NONE

- ELEMENTS:** Company Headquarters
 Supply Platoon Headquarters
 Class I and General Supply Section
 Class IX Shipment/Receiving Section
 Class IX Storage and Issue Section
 Class IX RX Section
 Class III/V Platoon Headquarters
 Class III Storage and Issue Section
 Class III/V Distribution Section
 Class V (ATP)

TASK: Perform Sea Port of Embarkation Activities for Deployment (63-2-4809)
 (FM 100-17) (DOD DIR 4500.9) (FM 3-100.4)
 (FM 4-01.011) (TM 55-2200-001-12)

ITERATION: 1 2 3 4 5 M (Circle)

COMMANDER/LEADER ASSESSMENT: T P U (Circle)

CONDITIONS: The unit's vehicles are in the SPOE MA. The commander has designated a unit liaison team, unit SPOE team (driver party) and SPOE team OIC. The commander or SPOE team OIC has notified higher HQ, the supporting installation, and port commander representatives of the unit's arrival. PSA officials have requested unit vehicle operator's assistance in off-loading unit vehicles deployed to the SPOE by rail. The railhead is located in the SPOE AO, and the unit's equipment has arrived. Transportation, maintenance, and logistics support are available. The movement plan, deployment SOP, marshalling area plan, and deployment OPORD are available. The unit has a trained officer and NCO appointed as UMO and alternate UMO. The unit is deploying as part of a higher HQ deployment. SPOE activities are performed under all day or night environmental conditions. Some iterations of this task should be performed in MOPP4. Some iterations of this task should be performed in MOPP4.

TASK STANDARDS: SPOE activities are performed in accordance with Movement Plan and higher HQ staff and PSA officials' instructions.

TASK STEPS AND PERFORMANCE MEASURES	GO	NO-GO
<p>* 1. Commander or SPOE team OIC directs SPOE activities.</p> <ul style="list-style-type: none"> a. Directs team to perform after-operation PMCS checks of vehicles, upon arrival in the SPOE MA. b. Identifies transportation requirements for return to unit area. c. Coordinates with supporting installation officials for transportation, maintenance, and logistics support, as required. d. Coordinates with PSA officials to verify SPOE movement schedules, procedures, and requirements. e. Briefs team leaders on SPOE movement schedules, procedures, and requirements. f. Briefs UMO on POC for maintenance support. g. Directs team to off-load and inspect equipment arriving by rail. h. Coordinates with PSA to identify number of supercargoes authorized and POC for supercargoes. i. Coordinates with supercargoes to ensure they are prepared for sea movement, to include proper orders and equipment. j. Briefs supercargoes on boarding schedule, responsibilities, and POC during sea movement. 		

TASK STEPS AND PERFORMANCE MEASURES	GO	NO-GO
<ul style="list-style-type: none"> k. Conducts acceptance inspection of vehicles, equipment, and cargo with PSA officials. l. Directs team to correct deficiencies noted during PSA acceptance inspection. m. Transfers custody of vehicles, equipment, and cargo to SPOE officials. n. Briefs the higher HQ commander or designated representative on status of SPOE activities. 		
<p>2. Supercargoes representative performs SPOE activities.</p>		
<ul style="list-style-type: none"> a. Reports to port commander's representative in accordance with UMO's instructions. b. Performs SPOE activities in accordance with port commander's instructions. c. Coordinates with vessel POC for instructions on responsibilities and accommodations. d. Loads baggage in accordance with instructions from vessel POC. e. Boards ship in accordance with instructions from vessel POC. f. Employs safety procedures. 		
<p>* 3. UMO coordinates SPOE activities.</p>		
<ul style="list-style-type: none"> a. Coordinates with PSA officials to verify loading sequence of vehicles and equipment (ship stow plan). b. Monitors PSA acceptance inspection of vehicles and cargo to determine deficiencies. c. Coordinates with maintenance support POC for disposition of excess fuel, POL products, and maintenance support, as necessary. d. Inspects military shipping labels and markings on vehicles and equipment for compliance with deployment SOP and PSA officials' instructions. e. Coordinates with PSA officials to correct deficiencies in military shipping labels and markings on vehicles and equipment. f. Briefs commander and/or SPOE team OIC on status of SPOE activities. 		
<p>* 4. UMO coordinates rail off-loading.</p>		
<ul style="list-style-type: none"> a. Coordinates with PSA officials and intermediate command UMO for rail off-loading schedule and requirements. b. Designates personnel to assist in rail off-loading activities. c. Briefs personnel designated to perform rail off-loading activities on schedule and requirements. d. Supervises rail off-loading activities. e. Assumes custody of equipment deployed by rail by signing appropriate shipping documents. f. Notifies SPOE team leaders equipment deployed by rail has arrived in the MA. g. Briefs commander/SPOE team OIC on status of rail off-loading activities. 		
<p>5. SPOE team performs rail off-loading operations.</p>		
<ul style="list-style-type: none"> a. Reports to the railhead in accordance with UMO's instructions. b. Off-loads equipment from railcars in accordance with PSA officials' instructions. c. Moves equipment to SPOE MA in accordance with PSA officials' instructions. d. Employs safety procedures. e. Employs environmental stewardship protection program procedures. 		

TASK STEPS AND PERFORMANCE MEASURES	GO	NO-GO
<p>6. SPOE team performs SPOE MA maintenance.</p> <ul style="list-style-type: none"> a. Performs after operation PMCS in accordance with deployment SOP and appropriate TM. b. Notifies supervisor of maintenance problems beyond operator's capability. c. Checks vehicles, cargo, and personal gear for completeness, damage, proper markings, and compliance with loading plans. d. Conducts final preparation of vehicles and equipment in accordance with deployment SOP. e. Adjusts vehicle fuel levels in accordance with movement plan and PSA officials' instructions. f. Turns in excess fuel and POL products in accordance with UMO's instructions. g. Verifies placement of placards, labels, and certification documents on hazardous material in accordance with deployment SOP, movement plan, and PSA officials' instructions. h. Corrects deficiencies on vehicles, cargo, and personal gear in accordance with unit leader's instructions. i. Moves to SPOE SA, as directed. j. Employs safety procedures. k. Employs environmental stewardship protection program procedures. 		
<p>* 7. SPOE team leaders supervise final preparation of vehicles, equipment, cargo, and personal gear for deployment.</p> <ul style="list-style-type: none"> a. Inspect military shipping labels and markings on vehicles, cargo and equipment for compliance with deployment SOP, port call message and UMO instructions. b. Inspect vehicles and cargo to ensure deficiencies noted during acceptance inspection have been corrected. c. Coordinate maintenance assistance with commander and/or SPOE team OIC. d. Enforce safety procedures. e. Enforce environmental stewardship protection program procedures. 		
<p>8. SPOE team performs final preparation of vehicles, equipment, cargo, and personal gear for deployment.</p> <ul style="list-style-type: none"> a. Moves vehicles and equipment to SPOE SA, as directed. b. Stages vehicles for loading in accordance with UMO's and PSA officials' instructions. c. Corrects deficiencies in military shipping labels and markings on vehicles and equipment in accordance with UMO's instructions. d. Drives vehicles to call forward area, as directed by PSA officials. e. Employs safety procedures. f. Employs environmental stewardship protection program procedures. 		
<p>* 9. UMO updates transportation documentation.</p> <ul style="list-style-type: none"> a. Verifies DEL by conducting physical inspection of equipment. b. Updates DEL, as required. c. Verifies the presence of supercargoes by conducting roll call. d. Updates supercargo manifest, as required. 		

TASK STEPS AND PERFORMANCE MEASURES	GO	NO-GO
10. SPOE Team returns to unit area. a. Assembles personnel for return to unit area in accordance with SPOE team OIC's instructions. b. Reports to transportation loading area in accordance with SPOE team OIC's instructions. c. Loads baggage on vehicles in accordance with SPOE team OIC's instructions. d. Boards transportation to return to unit in accordance with SPOE team OIC's instructions.		

TASK PERFORMANCE / EVALUATION SUMMARY BLOCK							
ITERATION	1	2	3	4	5	M	TOTAL
TOTAL TASK STEPS EVALUATED							
TOTAL TASK STEPS "GO"							
TRAINING STATUS "GO"/"NO-GO"							

"*" indicates a leader task step.

SUPPORTING INDIVIDUAL TASKS: NONE

SUPPORTING COLLECTIVE TASKS

Task Number	Task Title
63-2-4801	Perform Deployment Alert Activities
63-2-4805	Perform Predeployment Maintenance Activities
63-2-4806	Prepare Vehicles and Equipment for Deployment
63-2-4807	Prepare Unit for Nontactical Move
63-2-4808	Conduct Nontactical Road March

OPFOR TASKS AND STANDARDS: NONE

- ELEMENTS:** Company Headquarters
 Supply Platoon Headquarters
 Class I and General Supply Section
 Class IX Shipment/Receiving Section
 Class IX Storage and Issue Section
 Class IX RX Section
 Class III/V Platoon Headquarters
 Class III Storage and Issue Section
 Class III/V Distribution Section
 Class V (ATP)

TASK: Perform Aerial Port of Embarkation Activities for Deployment (63-2-4810)
 (FM 4-01.011) (DOD DIR 4500.9) (FM 100-17)
 (FM 3-100.4) (FM 4-01.30) (TM 38-250)
 (TM 55-2200-001-12)

ITERATION: 1 2 3 4 5 M (Circle)

COMMANDER/LEADER ASSESSMENT: T P U (Circle)

CONDITIONS: The unit arrives at the APOE MA for aerial deployment. Equipment and vehicles not deploying by air have been moved to the SPOE. Equipment TAT by air is present. The ITO or MCA/MCT has a support element at the APOE to assist in APOE activities. Transportation support is available. The deployment SOP, movement plan, port call message, and higher HQ deployment OPORD are available. The unit has a trained officer and/or NCO appointed as UMO and alternate UMO. The unit has analog and digital communications. The unit is deploying as part of a higher HQ deployment. APOE activities are performed under all day or night environmental conditions unless terminated by the DACG. Some iterations of this task should be performed in MOPP4.

TASK STANDARDS: APOE activities are performed in accordance with deployment SOP and movement plan and DACG officials and commander's instructions.

TASK STEPS AND PERFORMANCE MEASURES	GO	NO-GO
<p>* 1. Commander directs APOE activities.</p> <ul style="list-style-type: none"> a. Notifies UMC and DACG officials that the unit has arrived at the APOE using analog and/or digital communications. b. Coordinates with UMC, DACG, and/or supporting installation officials to verify APOE movement schedules, procedures, and requirements using analog and/or digital communications. c. Provides manifest of unit personnel, equipment to accompany troops, and Shipper's Declaration of Dangerous Goods to higher HQ for review by DACG or port MCT. d. Briefs unit on APOE duties and responsibilities based on UMC, DACG, and/or supporting installation officials' instructions. e. Directs unit to conduct final preparation of deploying vehicles and equipment in accordance with deployment SOP and DOD Directive 4500.9. f. Conducts acceptance inspection of vehicles and equipment with DACG officials at the alert holding area. g. Directs unit to correct deficiencies noted during acceptance inspection. h. Transfers custody of equipment and cargo to DACG officials in accordance with deployment SOP. i. Briefs the higher HQ commander on status of APOE activities. 		

TASK STEPS AND PERFORMANCE MEASURES	GO	NO-GO
<p>* 2. UMO supervises APOE activities.</p> <ul style="list-style-type: none"> a. Coordinates with DACG and/or supporting installation officials for transportation, maintenance, logistics, and other support using analog and/or digital communications, as required. b. Coordinates with DACG officials to verify APOE movement schedules, procedures, and requirements using analog and/or digital communications. c. Coordinates with S4 representative to ensure adequate shoring, dunnage, and floor protection are on hand and readily available for loading using analog and/or digital communications. d. Verifies unit vehicles, equipment, cargo, and secondary loads are properly marked and prepared for airlift in accordance with TALCE/DACG instructions. e. Coordinates with DACG to verify loading sequence of vehicles and equipment using analog and/or digital communications. f. Verifies that deficiencies noted during DACG acceptance inspection have been corrected. g. Verifies the presence of all manifested personnel by conducting roll call. h. Provides verified personnel and cargo manifest to DACG at the alert holding area. i. Provides load teams to load and tie down unit equipment under supervision of the DACG or loadmaster. 		
<p>* 3. Unit leaders supervise final preparation of vehicles, equipment, cargo, and personal gear for deployment.</p> <ul style="list-style-type: none"> a. Inspect vehicles, equipment, cargo, and personal gear for completeness, damage, and compliance with loading plans in accordance with MA plan. b. Inspect vehicles, equipment, cargo, and personal gear for proper marking and documentation in accordance with MA plan. c. Inspect vehicles and cargo to ensure deficiencies noted during acceptance inspection have been corrected. d. Coordinate with the UMO for maintenance assistance, as required. e. Enforce safety procedures in accordance with TSOP and applicable publications. f. Enforce environmental stewardship protection program procedures. 		
<p>4. Unit performs APOE MA activities.</p> <ul style="list-style-type: none"> a. Performs after operations PMCS in accordance with deployment SOP and appropriate TMs. b. Notifies supervisor of maintenance problems beyond operator's capability to repair. c. Conducts final preparation of vehicles and equipment in accordance with DOD Directive 4500.9 and UMO's instructions. d. Adjusts vehicle fuel levels in accordance with TM 38-250 and UMO's instructions. e. Turns in excess fuel in accordance with UMO/NCO's instructions. f. Corrects deficiencies on vehicles, cargo, and personal gear in accordance with unit leaders' instructions. g. Corrects deficiencies on placement of placards, labels, and certification documents on hazardous material in accordance with deployment SOP, movement plan, TM 38-250, and UMO's instructions. h. Moves to APOE alert holding area, as directed. 		

TASK STEPS AND PERFORMANCE MEASURES	GO	NO-GO
i. Employs safety procedures in accordance with TSOP and applicable publications. j. Employs environmental stewardship protection program procedures. 5. Unit performs APOE alert holding area activities. a. Corrects deficiencies in shipping documents, markings, custom labels, and decontamination tags on vehicles and equipment in accordance with deployment SOP and UMO's instructions. b. Drives vehicles to call forward area, as directed. 6. Unit performs APOE passenger activities. a. Reports to designated location for DACG safety and anti-terrorism briefing in accordance with UMO's instructions. b. Provides baggage detail, as directed, to load unit baggage on aircraft. c. Completes security screen in accordance with DACG officials' instructions. d. Boards aircraft in accordance with loadmaster's instructions.		

TASK PERFORMANCE / EVALUATION SUMMARY BLOCK							
ITERATION	1	2	3	4	5	M	TOTAL
TOTAL TASK STEPS EVALUATED							
TOTAL TASK STEPS "GO"							
TRAINING STATUS "GO"/"NO-GO"							

"*" indicates a leader task step.

SUPPORTING INDIVIDUAL TASKS: NONE

SUPPORTING COLLECTIVE TASKS: NONE

OPFOR TASKS AND STANDARDS: NONE

- ELEMENTS:** Company Headquarters
 Supply Platoon Headquarters
 Class I and General Supply Section
 Class IX Shipment/Receiving Section
 Class IX Storage and Issue Section
 Class IX RX Section
 Class III/V Platoon Headquarters
 Class III Storage and Issue Section
 Class III/V Distribution Section
 Class V (ATP)

TASK: Perform Aerial Port of Debarkation Activities for Deployment (63-2-4811)
 (FM 100-17) (FM 3-100.4) (FM 4-01.011)
 (FM 4-01.30) (TM 38-250)

ITERATION: 1 2 3 4 5 M (Circle)
COMMANDER/LEADER ASSESSMENT: T P U (Circle)

CONDITIONS: Aircraft carrying main body lands at the APOD. The battalion has advance party personnel at the APOD to assist the unit in APOD activities. Representatives from the battalion advance party and AACG meet the aircraft. AACG officials have requested that unit personnel assist in offloading vehicles and equipment. The AACG has designated a holding area and an MA for the unit to complete APOD activities. Transportation is available to move the unit to the MA, SPOD, and theater-staging base. The commander has designated an OIC/NCOIC and ERT to travel to the SPOD and receive unit vehicles and equipment deployed by ship. The deployment SOP is available. The unit has analog and/or digital communications with higher HQ. APOD activities are performed under all day or night environmental conditions. Some iterations of this task should be performed in MOPP4.

NOTE: The ERT is an ad hoc group of personnel designated by the unit commander to receive the unit's equipment once it arrives at the port.

NOTE: All references to the ERT and SPOD do not apply to the IBCT. Some iterations of this task should be performed in MOPP4.

TASK STANDARDS: APOD activities are performed in accordance with deployment SOP, AACG officials, and commander's instructions.

TASK STEPS AND PERFORMANCE MEASURES	GO	NO-GO
<p>* 1. Commander coordinates arrival of personnel.</p> <ul style="list-style-type: none"> a. Coordinates with battalion advance party and PMCT officials upon arrival for location of holding and MAs, maintenance support, movement, security, and other special APOD requirements. b. Assembles unit in holding area. c. Directs unit leaders to establish security, as required. d. Coordinates with higher HQ representative or PMCT for transportation support to APOD MA, SPOD holding area, and TSB using analog and/or digital communications. e. Coordinates with S2/S3 representative for tactical intelligence, security requirements, and movement schedule using analog and/or digital communications. f. Briefs unit leaders on tactical situation, security requirements, movement schedule, and special APOD requirements. g. Directs unit leaders to establish security in accordance with S2/S3's instructions. h. Directs unit leaders to prepare unit for movement TSB. 		

* 2. UMO supervises unit movement activities at APOD.

- a. Coordinates with AACG for off-loading and movement schedules using analog and/or digital communications.
- b. Briefs unit leaders on off-loading and movement schedules.
- c. Provides AACG, supporting installation officials, and S2/S3 representative a copy of DEL.
- d. Coordinates with S4 representatives for fuel and supplies for road movements.
- e. Coordinates with S2/S3 representatives for convoy routes, maps, and timetable for road movements to SPOD and TSB.
- f. Briefs commander on APOD activities.

* 3. Unit leaders supervise unit activities at APOD.

- a. Inspect personnel, weapons, sensitive items, and MOPP gear for accountability as they exit aircraft.
- b. Brief personnel on location of holding and MA, movement requirements, and special APOD requirements.
- c. Establish security in accordance with commander's instructions.
- d. Designate personnel to assist in off-loading aircraft, as required.
- e. Inspect personnel and personal gear at the holding area and MA to ensure all personnel have arrived with required personal gear and baggage.
- f. Brief commander on unit activities at APOD.
- g. Enforce safety procedures in accordance with TSOP and applicable publications.
- h. Enforce environmental stewardship protection program procedures.

4. Unit HQ prepares soldiers for movement to TSB.

NOTE: This task step does not apply to the Interim Brigade.

- a. Issues individual supplies as needed, such as ammunition, food, water, health, and comfort items.
- b. Coordinates with the AACG for life support for unit personnel in the transit holding area, as needed.
- c. Maintains daily personnel accountability.

5. Main body performs unit activities at the APOD.

- a. Disembarks aircraft in accordance with loadmaster's instructions.
- b. Assembles in APOD holding area, as directed.
- c. Performs off-loading activities in accordance with AACG officials and loadmaster's instructions.
- d. Performs security functions, as directed.
- e. Moves to APOD MA in accordance with commander's instructions.
- f. Performs security functions, as directed.
- g. Inspects vehicles and equipment to ensure all equipment is off-loaded and serviceable.
- h. Notifies unit leaders of vehicle and/or equipment deficiencies that cannot be corrected.
- i. Reconfigures vehicles and cargo for road movement, if necessary.
- j. Loads baggage on transportation for movement to SPOD holding area (ERT) or TSB (main body), as directed.
- k. Boards transportation for movement to SPOD holding area or TSB, as directed.
- l. Fuels vehicles for convoy to TSB, if appropriate.

TASK STEPS AND PERFORMANCE MEASURES	GO	NO-GO
m. Employs safety procedures in accordance with TSOP and applicable publications. n. Employs environmental stewardship protection program procedures.		

TASK PERFORMANCE / EVALUATION SUMMARY BLOCK							
ITERATION	1	2	3	4	5	M	TOTAL
TOTAL TASK STEPS EVALUATED							
TOTAL TASK STEPS "GO"							
TRAINING STATUS "GO"/"NO-GO"							

"*" indicates a leader task step.

SUPPORTING INDIVIDUAL TASKS: NONE

SUPPORTING COLLECTIVE TASKS: NONE

OPFOR TASKS AND STANDARDS: NONE

ELEMENTS: Company Headquarters
 Supply Platoon Headquarters
 Class III/V Platoon Headquarters

TASK: Perform Sea Port of Debarkation Activities for Deployment (63-2-4812)
 (FM 4-01.011) (FM 100-17) (FM 3-100.4)
 (FM 3-11.4) (FM 4-01.30) (TM 55-2200-001-12)

ITERATION: 1 2 3 4 5 M (Circle)

COMMANDER/LEADER ASSESSMENT: T P U (Circle)

CONDITIONS: Unit equipment and supercargoes have arrived at the SPOD. The commander has designated an OIC/NCOIC to accompany the equipment reception team (ERT) to the SPOD holding area. The ERT has been trained and briefed on duties and responsibilities. The battalion HQ has deployed and the battalion commander and or representatives from the staff are located in the SPOD. A rail loading team chief and rail loading team has been designated and trained. Transportation support is available. Foreign nation or MP security is provided. The PSA has designated an area for equipment to be inventoried and inspected as it is offloaded. Life support is provided at the PSA. Rail and road MA have been designated for the unit to complete SPOD activities and prepare for movement to the TSB. Sufficient railcars and vehicles are available to move the unit to the theater TSB. The unit's main body is located in the TSB. The deployment SOP is available. SPOD activities are performed under all day or night environmental conditions. Some iterations of this task should be performed in MOPP4. Some iterations of this task should be performed in MOPP4.

TASK STANDARDS: SPOD activities are performed in accordance with Deployment SOP and PSA officials and commander's guidance.

TASK STEPS AND PERFORMANCE MEASURES	GO	NO-GO
<p>* 1. OIC/NCOIC of the equipment reception team directs unit activities at the SPOD.</p> <ul style="list-style-type: none"> a. Coordinates with higher HQ staff personnel and/or PSA and PMCT officials upon arrival for location of holding and MA, maintenance, logistics, and movement support and security, and other special SPOD requirements. b. Coordinates with S4 and/or PSA officials for life support for unit personnel while at the SPOD. c. Identifies amount of PREPO materiel required by the unit, as applicable. d. Assembles equipment reception team in holding area. e. Conducts acceptance inspection with PSA officials. f. Notifies battalion commander and S4 representative of missing or damaged equipment. g. Assumes custody of equipment and cargo in accordance with S4 representative and PSA officials' instructions. h. Coordinates with S4 representative for transportation support to TSB, if required. i. Coordinates with S2/S3 and MCT for movement schedules to the TSB. j. Verifies arrival, morale, and welfare of supercargoes. k. Reestablishes accountability and responsibility for supercargoes. l. Directs convoy and rail loading parties to proceed to rail loading or road convoy MA in accordance with S2/S3 and MCT movement instructions. m. Monitors preparation of equipment for road convoy or rail movement to ensure compliance with TSOP. 		

TASK STEPS AND PERFORMANCE MEASURES	GO	NO-GO
<ul style="list-style-type: none"> n. Briefs unit leaders on SPOD requirements. o. Advises unit commander and battalion representative on SPOD activities, as required. 		
<ul style="list-style-type: none"> * 2. UMO supervises unit activities at SPOD. <ul style="list-style-type: none"> a. Coordinates with S4 representative to identify off-loading schedules, location of holding areas and marshalling areas, location of PREPO vehicles and materiel, availability and location of BBPCT, and other SPOD information, as required. b. Briefs personnel on off-loading schedules, drawing PREPO vehicles and materiel, special SPOD requirements, and location of MA. c. Coordinates with S2/S3 representative to identify equipment, loading times and sites, and unit loading requirements to prepare designated equipment for rail movement to TSB. d. Coordinates with S2/S3 representatives for convoy routes, maps, tactical intelligence, and timetable for road move to TSB. e. Coordinates with S4 representatives for fuel, ammunition, and supplies for road move to TSB. f. Provides rail-loading plan to rail loading team chief. g. Monitors rail loading procedures to ensure compliance with MCT's instructions. h. Monitors preparation of equipment for road convoy to ensure compliance with TSOP. i. Briefs equipment reception party on rail-loading and convoy requirements. j. Briefs commander on SPOD activities. k. Enforces safety procedures. l. Enforces environmental stewardship protection program procedures. 		
<ul style="list-style-type: none"> 3. Supercargoes perform SPOD activities. <ul style="list-style-type: none"> a. Disembark ship in accordance with vessel POC's instructions. b. Report to equipment reception team OIC/NCOIC for instructions. 		
<ul style="list-style-type: none"> 4. Equipment reception team performs equipment reception activities. <ul style="list-style-type: none"> a. Offloads vehicles in accordance with PSA officials' instructions. b. Inspects equipment to ensure all equipment is operational. c. Moves vehicles and materiel from PREPO locations to rail or convoy MAs. d. Moves unit vehicles and cargo to SPOD rail or convoy MAs. e. Performs before operations PMCS on all vehicles and equipment. f. Corrects all vehicle and equipment discrepancies within the operator's capabilities in accordance with applicable TM. g. Reports all deficiencies beyond operator's capability to immediate supervisor. h. Reconfigures vehicles and cargo for road movement, if necessary. i. Fuels vehicles for convoy to TSB, if appropriate. j. Draws weapons, ammunition, and other tactical supplies from S4 representative, if necessary. k. Notifies UMO that vehicles are offloaded and operational. l. Employs safety procedures. m. Employs environmental stewardship protection program procedures. 		
<ul style="list-style-type: none"> * 5. Rail loading team chief supervises rail-loading activities. <ul style="list-style-type: none"> a. Coordinates with UMO for rail-loading plans. b. Coordinates with UMO to identify special rail-loading requirements. 		

TASK STEPS AND PERFORMANCE MEASURES	GO	NO-GO
<ul style="list-style-type: none"> c. Verifies the presence of all rail guards by conducting roll call. d. Verifies the presence of manifested vehicles and equipment by conducting physical inventory. e. Provides a copy of the personnel and cargo manifest to conductor. f. Notifies commander when rail loading is completed. g. Enforces safety procedures. <p>6. Rail loading team performs rail loading.</p> <ul style="list-style-type: none"> a. Stages vehicles in accordance with rail-loading plan. b. Loads vehicles and equipment on railcars in accordance with rail-loading plan and UMO's instructions. c. Secures vehicles and equipment in accordance with rail-loading plan and UMO's instructions. d. Notifies rail-loading Team Chief when rail loading is completed. e. Employs safety procedures. 		

TASK PERFORMANCE / EVALUATION SUMMARY BLOCK							
ITERATION	1	2	3	4	5	M	TOTAL
TOTAL TASK STEPS EVALUATED							
TOTAL TASK STEPS "GO"							
TRAINING STATUS "GO"/"NO-GO"							

"*" indicates a leader task step.

SUPPORTING INDIVIDUAL TASKS: NONE

SUPPORTING COLLECTIVE TASKS: NONE

OPFOR TASKS AND STANDARDS: NONE

ELEMENTS: Company Headquarters
 Supply Platoon Headquarters
 Class III/V Platoon Headquarters

TASK: Prepare Equipment Reception Team for Tactical Road March (63-2-4813)
 (FM 100-17) (FM 3-11.4) (FM 3-5)
 (FM 55-30)

ITERATION: 1 2 3 4 5 M (Circle)

COMMANDER/LEADER ASSESSMENT: T P U (Circle)

CONDITIONS: The unit has received a movement order from S2/S3 to move from the SPOD marshalling area to TSB or TAA. The unit's vehicles have been offloaded from ocean going vessels and are operational. The unit performs PMCS and obtains fuel support from the PSA. Movement can occur in a field or MOUT environment. The MCT has provided routes of march and a movement schedule. The S2/S3 has accomplished area reconnaissance and coordination for fire support and medical evacuation support. The higher HQ and unit TSOPs are available. The unit convoy, march, and serial commanders have been designated, as appropriate. Strip maps are provided by higher HQ staff element. Some iterations of this task should be performed in MOPP4.

TASK STANDARDS: Equipment Reception Team is ready to cross SP NLT time prescribed in movement order. At MOPP level 4, performance degradation factors increase preparation time.

TASK STEPS AND PERFORMANCE MEASURES	GO	NO-GO
<p>1. Equipment Reception Team prepares vehicles and equipment.</p> <ul style="list-style-type: none"> a. Removes all unit identification markings on vehicles. b. Covers all reflective surfaces of all vehicles or cargo with available materials. c. Hardens all vehicles using sandbags and/or other authorized materials. d. Places antennas at lowest height. e. Turns radio volume and squelch to lowest operational setting consistent with operational requirements. f. Sets squelch setting "on" and call-light "off" when operating at night. g. Attaches RF tags to vehicles, as available, in accordance with local directives. <p>* 2. Convoy commander and leaders organize convoy.</p> <ul style="list-style-type: none"> a. Assign vehicle positions with the heavier, slower vehicles placed first. b. Assign control vehicles in convoy without setting a pattern. <p>NOTE: Convoy commander assigns FBCB2 or MTS equipped vehicles as control vehicles, if available.</p> <ul style="list-style-type: none"> c. Assign recovery vehicle(s) positions where they can move to disabled vehicles without disrupting convoy movement. d. Assign hardened vehicle(s) with crew-served weapons interspersed throughout the convoy. e. Assign passenger locations where all unit personnel have a position and semi-automatic and automatic weapons are alternated throughout the convoy to cover front, rear, and flanks. f. Assign soldiers to air guard duties with specific search sectors covering 360 degrees. g. Assign sufficient number of recovery vehicles and mechanics to assign to trail party element. 		

TASK STEPS AND PERFORMANCE MEASURES	GO	NO-GO
<p>h. Provide vehicle position listing with locations of all vehicles to the trail party leader.</p> <p>i. Open radio net(s) as specified in the movement order.</p> <p>* 3. Convoy commander and leaders conduct premovement inspections.</p> <p>a. Inspect personnel and their equipment for compliance with commander's guidance, movement order, and TSOP.</p> <p>b. Inspect organizational equipment for accountability and serviceability.</p> <p>c. Inspect vehicles, trailers, and loads for serviceability, proper stowing, and security.</p> <p>d. Forward personnel and equipment status to commander and higher HQ staff element.</p> <p>NOTE: Convoy commander forwards status reports using FBCB2 or MTS, if equipped.</p> <p>* 4. Convoy commander conducts briefings for convoy personnel.</p> <p>a. Provides analog or digital strip maps to each vehicle driver, as applicable.</p> <p>b. Briefs convoy chain of command.</p> <p>c. Briefs convoy route.</p> <p>d. Prescribes the rate of march and catch-up speeds.</p> <p>e. Briefs vehicle intervals.</p> <p>f. Identifies scheduled halts, to include convoy support centers.</p> <p>g. Briefs safety, accident, and breakdown procedures.</p> <p>h. Briefs immediate action security measures.</p> <p>i. Briefs blackout condition procedures.</p> <p>j. Identifies location of medical support.</p> <p>k. Identifies location of maintenance support.</p> <p>l. Provides location and identification of destination.</p> <p>m. Briefs arm/hand signals.</p> <p>n. Briefs radio frequencies and call signs for control personnel, fire support elements, and medical evacuation support.</p> <p>5. Equipment Reception Team prepares to cross SP.</p> <p>a. Positions all vehicles in accordance with convoy commander's instructions.</p> <p>b. Clears all individual and crew-served weapons.</p> <p>c. Posts air guards in positions designated by convoy commander.</p> <p>d. Posts security guards to maintain 360-degree surveillance.</p> <p>e. Forwards movement readiness report to S2/S3.</p> <p>NOTE: Team leader forwards reports using FBCB2, if equipped.</p>		

TASK PERFORMANCE / EVALUATION SUMMARY BLOCK							
ITERATION	1	2	3	4	5	M	TOTAL
TOTAL TASK STEPS EVALUATED							
TOTAL TASK STEPS "GO"							
TRAINING STATUS "GO"/"NO-GO"							

"*" indicates a leader task step.

SUPPORTING INDIVIDUAL TASKS: NONE

SUPPORTING COLLECTIVE TASKS: NONE

OPFOR TASKS AND STANDARDS: NONE

ELEMENTS: Company Headquarters
 Supply Platoon Headquarters
 Class III/V Platoon Headquarters

TASK: Perform Redeployment Human Resources Actions (63-2-4814)
 (AR 220-10) (AR 600-8-1) (AR 600-8-19)
 (AR 600-8-22) (AR 600-8-24) (DOD 5030.49-R)
 (FM 100-17) (FM 12-6) (FM 4-01.30)

ITERATION: 1M 2M 3M 4M 5M (Circle)

COMMANDER/LEADER ASSESSMENT: T P U (Circle)

CONDITIONS: The unit receives a warning order to redeploy to home station. The unit is located in the TAA. Some personnel and administrative actions are initiated in the TAA and completed in the RAA. The unit is redeploying as part of a higher HQ redeployment. The S1 has provided an SRP schedule to the commander. The S1 has coordinated for ASG contact team support. Transportation to move the unit to the processing center is available. The redeployment movement plan is available. The unit has a trained officer and/or NCO appointed as UMO and alternate UMO. The unit has analog and/or digital communications with higher HQ. Preparation activities for redeployment are performed under all day or night environmental conditions. This task should not be trained in MOPP4. This task is always performed in MOPP4.

TASK STANDARDS: Redeployment SRP activities are accomplished in accordance with redeployment movement plan, S1 SRP schedule, and commander's guidance.

TASK STEPS AND PERFORMANCE MEASURES	GO	NO-GO
<p>* 1. Commander directs personnel and administrative redeployment activities.</p> <ul style="list-style-type: none"> a. Coordinates with S1 to identify personnel and administrative requirements for redeployment using analog and/or digital communications. b. Designates higher HQ advance party representatives and SPOE Team. c. Briefs unit leaders on personnel and administrative requirements for redeployment. d. Provides personnel and administrative processing schedule to unit HQ. e. Directs the unit HQ to develop a unit personnel and administrative processing schedule. f. Forwards list of personnel unable to redeploy to S1 Section using analog and/or digital communications. g. Forwards list of personnel redeploying as individuals using analog and/or digital communications. h. Directs personnel to complete personnel and administrative requirements for redeployment. i. Approves or disapproves award and decoration recommendations, as appropriate. j. Coordinates with S1 for personnel and administrative support using analog and/or digital communications, as required. k. Briefs higher HQ commander on status of personnel and administrative actions. 		

TASK STEPS AND PERFORMANCE MEASURES	GO	NO-GO
<p>2. Unit HQ supervises redeployment personnel and administrative actions.</p> <ul style="list-style-type: none"> a. Develops unit personnel and administrative processing schedule based on the redeployment movement plan, S1 SRP schedule processing, and commander's guidance. b. Distributes unit personnel and administrative processing schedule to platoons and sections. c. Monitors personnel and administrative processing to ensure personnel complete actions in accordance with schedule. d. Verifies that redeployment records are updated prior to soldier's departure from theater. 		
<p>3. Unit HQ performs personnel redeployment processing functions.</p> <ul style="list-style-type: none"> a. Identifies COA for soldiers not eligible for redeployment, to include temporary gaining command, transfer procedures, and administrative requirements. b. Provides list of soldiers eligible for redeployment and those scheduled to return as individuals. c. Provides redeploying soldiers' medical, dental, and personnel records for redeployment processing. d. Provides necessary forms to unit personnel for redeployment processing. e. Dispatches all soldiers' updated records back to the unit's home station before the soldier departs. f. Sends records to home station using means of transportation different from that of the soldiers. g. Completes personnel and administrative requirements for deployment in accordance with higher HQ directives. h. Prepares tentative passenger manifest. i. Processes recommendations for decorations and awards in accordance with commander's instructions. j. Coordinates with the S1 Section for personnel and administrative support using analog and/or digital communications, as required. k. Inputs status changes and other actions to pay and personnel systems. l. Coordinates with the S1 Section for personnel and administrative support using analog and/or digital communications, as required. m. Briefs commander on personnel and administrative actions, as required. 		
<p>* 4. Unit leaders supervise personnel and administrative actions.</p> <ul style="list-style-type: none"> a. Direct personnel to complete personnel and administrative actions, as required. b. Monitor personnel and administrative processing to ensure personnel complete actions in accordance with schedule. c. Submit performance reports, award and decoration recommendations, and other personnel actions to the commander for approval/certification, as required. d. Coordinate with unit HQ for personnel and administrative support, as required. e. Submit records and reports to unit HQ in accordance with the Redeployment Movement Plan and commander's instructions using analog and/or digital communications. f. Brief commander on personnel and administrative actions. g. Brief personnel on personnel and administrative requirements. 		

TASK PERFORMANCE / EVALUATION SUMMARY BLOCK							
ITERATION	1M	2M	3M	4M	5M		TOTAL
TOTAL TASK STEPS EVALUATED							
TOTAL TASK STEPS "GO"							
TRAINING STATUS "GO"/"NO-GO"							

"*" indicates a leader task step.

SUPPORTING INDIVIDUAL TASKS: NONE

SUPPORTING COLLECTIVE TASKS: NONE

OPFOR TASKS AND STANDARDS: NONE

ELEMENTS: Company Headquarters
 Supply Platoon Headquarters
 Class III/V Platoon Headquarters

TASK: Perform Redeployment Training Activities (63-2-4815)
 (FM 100-17) (AR 220-10) (AR 350-1)
 (DOD 5030.49-R)

ITERATION: 1 2 3 4 5 M (Circle)

COMMANDER/LEADER ASSESSMENT: T P U (Circle)

CONDITIONS: The unit is preparing for redeployment to home station. Sufficient time exists for the unit to conduct redeployment training. Training support is available to train unit personnel in customs and USDA clearance procedures, and other training requirements in support of follow on missions. Training is conducted in the TAA and/or RAA. The commander has designated a training officer and NCO. The Redeployment Movement Plan, higher HQ Redeployment OPORD, and training records are available. The unit has a trained officer and/or NCO appointed as UMO and alternate UMO. The unit is redeploying as part of a higher HQ redeployment. The unit has analog and/or digital communications with higher HQ. Redeployment training activities are performed under all day or night environmental conditions. Some iterations of this task should be performed in MOPP4.

TASK STANDARDS: Redeployment training is accomplished in accordance with the training schedule and commander's guidance.

TASK STEPS AND PERFORMANCE MEASURES	GO	NO-GO
<p>* 1. Commander directs redeployment training activities.</p> <ul style="list-style-type: none"> a. Identifies redeployment training requirements by reviewing the Redeployment Movement Plan and higher HQ Redeployment OPORD and in coordination with the higher HQ staff personnel. b. Directs training officer to develop a unit training schedule to correct training deficiencies. c. Designates personnel to receive redeployment training. d. Briefs higher HQ commander on status of redeployment training. e. Completes verification statement and checklists indicating the status of the unit. 		
<p>* 2. Training Officer/NCO supervises redeployment training activities.</p> <ul style="list-style-type: none"> a. Develops training schedule based on Redeployment OPORD, specialized training requirements identified by higher HQ, and commander's guidance, such as customs, USDA requirements, weapons control, and stress management. b. Coordinates with S2/S3 for training support using analog and/or digital communications, as required. c. Provides training schedule to S2/S3 and unit leaders, as appropriate. d. Provides stress control and family support reorientation briefings in accordance with higher HQ directives. e. Monitors training to ensure appropriate training are provided to personnel. f. Briefs commander on status of redeployment training. 		
<p>* 3. Unit leaders perform redeployment training activities.</p> <ul style="list-style-type: none"> a. Coordinate with UMO for required training support. b. Conduct training in accordance with training schedule, if required. c. Annotate training results on individual and team training records. 		

TASK PERFORMANCE / EVALUATION SUMMARY BLOCK							
ITERATION	1	2	3	4	5	M	TOTAL
TOTAL TASK STEPS EVALUATED							
TOTAL TASK STEPS "GO"							
TRAINING STATUS "GO"/"NO-GO"							

"*" indicates a leader task step.

SUPPORTING INDIVIDUAL TASKS: NONE

SUPPORTING COLLECTIVE TASKS: NONE

OPFOR TASKS AND STANDARDS: NONE

ELEMENTS: Company Headquarters
 Supply Platoon Headquarters
 Class III/V Platoon Headquarters

TASK: Perform Redeployment Supply Activities (63-2-4816)
 (AR 710-2) (AR 220-10) (AR 700-84)
 (AR 735-5) (DOD 5030.49-R) (FM 100-17)
 (FM 3-100.4)

ITERATION: 1 2 3 4 5 M (Circle)
COMMANDER/LEADER ASSESSMENT: T P U (Circle)

CONDITIONS: The unit is preparing for redeployment to home station. Vehicles, equipment, and supplies are available for reconstitution of redeploying units. Redeployment supply activities are accomplished in the TAA and RAA. The TSOP, Redeployment Movement Plan, and higher HQ Redeployment OPORD are available. The unit is redeploying as part of a higher HQ deployment. The unit has analog and/or digital communications with higher HQ. Redeployment supply activities are performed under all day or night environmental conditions. Some iterations of this task should be performed in MOPP4.

TASK STANDARDS: Redeployment supply activities are accomplished in accordance with the Redeployment Movement Plan, TSOP, higher HQ Redeployment OPORD, and commander's guidance.

TASK STEPS AND PERFORMANCE MEASURES	GO	NO-GO
<p>* 1. Commander directs redeployment supply activities.</p> <ul style="list-style-type: none"> a. Identifies vehicles and equipment to be left in theater. b. Identifies vehicles and equipment required to reconstitute the unit before or after redeployment. c. Coordinates with S4 for issue of vehicles, equipment, and supplies required to reconstitute the unit. d. Identifies supplies and equipment needed to redeploy to home station by reviewing the Redeployment Movement Plan, Redeployment OPORD, and coordination with S4. e. Directs unit leaders to turn in vehicles, ammunition, supplies, and equipment to be left in country. f. Directs unit leaders to provide supply and equipment requests to supply section. g. Directs supply section to turn-in excess supplies and equipment in accordance with TSOP and S4 Section's instructions. h. Inspects area and facilities to ensure excess vehicles, equipment, and supplies have been turned in. i. Briefs higher HQ commander and the higher HQ staff personnel on supply status, as required. <p>2. Unit elements perform redeployment supply activities.</p> <ul style="list-style-type: none"> a. Identify shortages of vehicles, supplies, and equipment by conducting inventories and reviewing DEL. b. Identify shortages of clothing and personal equipment by inventorying OCIE. c. Submit requests for vehicles, supplies, and equipment to supply section in accordance with TSOP and commander's instructions using analog and/or digital communications. 		

TASK STEPS AND PERFORMANCE MEASURES	GO	NO-GO
d. Employ safety procedures in accordance with TSOP and applicable publications. e. Employ environmental stewardship protection program procedures.		
3. Unit HQ provides supply support. a. Provides a copy of the DEL to platoons and sections, as required. b. Submits request for supplies and equipment to S4 Section in accordance with TSOP using analog and/or digital communications. c. Coordinates with S4 Section to resolve, cancel or validate outstanding requisitions using analog and/or digital communications. d. Submits changes of the "ship to" address to reflect home station address for all outstanding requisitions. e. Coordinates with commander or S4 Section for transportation and MHE support to turn in, pick up, issue, and/or pack ammunition, equipment, and supplies using analog and/or digital communications, if necessary. f. Coordinates with S4 for customs and USDA inspection schedule and procedures using analog and/or digital communications. g. Inspects issued vehicles and equipment for serviceability and completeness. h. Issues vehicles, equipment, and supplies to appropriate platoons/sections in accordance with TSOP and commander's instructions. i. Secures unissued supplies and equipment in accordance with TSOP. j. Turns in equipment, supplies, and hazardous material to designated facility, as appropriate. k. Briefs commander on supply status.		

TASK PERFORMANCE / EVALUATION SUMMARY BLOCK							
ITERATION	1	2	3	4	5	M	TOTAL
TOTAL TASK STEPS EVALUATED							
TOTAL TASK STEPS "GO"							
TRAINING STATUS "GO"/"NO-GO"							

"*" indicates a leader task step.

SUPPORTING INDIVIDUAL TASKS: NONE

SUPPORTING COLLECTIVE TASKS

Task Number	Task Title
63-2-4801	Perform Deployment Alert Activities

OPFOR TASKS AND STANDARDS: NONE

- ELEMENTS:** Company Headquarters
 Supply Platoon Headquarters
 Class I and General Supply Section
 Class IX Shipment/Receiving Section
 Class IX Storage and Issue Section
 Class IX RX Section
 Class III/V Platoon Headquarters
 Class III Storage and Issue Section
 Class III/V Distribution Section
 Class V (ATP)

TASK: Perform Redeployment Maintenance Activities (63-2-4817)
 (DA PAM 738-750) (AR 220-1) (AR 700-138)
 (AR 750-1) (DA PAM 750-1) (DOD 5030.49-R)
 (FM 100-17) (FM 3-100.4) (FM 4-30.3)

ITERATION: 1 2 3 4 5 M (Circle)

COMMANDER/LEADER ASSESSMENT: T P U (Circle)

CONDITIONS: The unit is preparing for redeployment to home station. The commander has designated a motor officer. Required tools, equipment, repair parts, and personnel are available. MSTs are available in the TAA and RAA. The Maintenance SOP is available. The unit is redeploying as part of a higher HQ redeployment. The unit has analog and digital communications with higher HQ. Redeployment maintenance is performed under all day or night environmental conditions. Some iterations of this task should be performed in MOPP4.

TASK STANDARDS: Redeployment maintenance is accomplished in accordance with the Maintenance SOP and commander's guidance.

TASK STEPS AND PERFORMANCE MEASURES	GO	NO-GO
<p>* 1. Commander directs redeployment maintenance activities.</p> <ul style="list-style-type: none"> a. Identifies redeployment maintenance requirements in accordance with TA guidance. b. Monitors maintenance activities for compliance with the Maintenance SOP and commander's guidance. c. Approves the use of controlled exchange when required repair parts are not available. d. Checks MCSR for accuracy and completeness. e. Forwards MCSR to the S4 Section using analog and/or digital communications. f. Coordinates with S4 for maintenance support using analog and/or digital communications, as required. g. Prioritizes repair of vehicles and equipment. h. Enforces safety procedures in accordance with TSOP and applicable publications. i. Enforces environmental stewardship protection program procedures. <p>* 2. Motor officer and/or motor sergeant supervise redeployment maintenance activities.</p> <ul style="list-style-type: none"> a. Identify unit operational readiness levels by reviewing vehicle and equipment status reports, PMCS, and redeployment maintenance checks. b. Prepare MCSR in accordance with AR 220-1 and AR 700-138. c. Submit current MCSR to commander. 		

TASK STEPS AND PERFORMANCE MEASURES	GO	NO-GO
<ul style="list-style-type: none"> d. Submit request for CRTs to commander, as required. e. Submit request for controlled exchanges to commander for approval. f. Designate unit maintenance personnel to assist MSTs in accordance with Maintenance SOP, S4 Section, and commander's instructions. g. Direct calibration of tools, if required. h. Verify PLL inventory by conducting spot checks. i. Verify completion of repairs by reviewing maintenance records. j. Coordinate with S4 Section to identify status of vehicles and equipment in support maintenance using analog and/or digital communications. k. Coordinate with S4 Section for disposition instructions for nonrepairable vehicles using analog and/or digital communications. l. Brief the commander on maintenance status of vehicles and equipment, as required. m. Issue and/or reissue military drivers and equipment licenses to unit personnel, as needed. n. Enforce safety procedures in accordance with TSOP and applicable publications. o. Enforce environmental stewardship protection program procedures. 		
<p>3. Unit HQ performs organizational maintenance activities.</p> <ul style="list-style-type: none"> a. Calibrates tools, as required. b. Inspects equipment in accordance with appropriate operator and organizational maintenance TMs. c. Records all deficiencies on equipment inspection worksheets. d. Corrects unit-level maintenance deficiencies. e. Forwards requests for DS maintenance to supporting maintenance facility using analog and/or digital communications. f. Requests required repair parts from PLL clerk. g. Repairs equipment in accordance with applicable TM(s). h. Requests approval for controlled exchange through motor officer when required repair parts are not available. i. Performs controlled exchange in accordance with the motor officer or sergeant instructions. j. Performs final inspection to ensure quality control of repairs. k. Conducts inventory of PLL to confirm shortages in accordance with PLL listing. l. Submits request for PLL replenishment to motor sergeant, as required. m. Performs technical inspections of replacement equipment in accordance with appropriate TMs and manufacturer's instructions. n. Releases equipment to appropriate platoon or section. o. Employs safety procedures in accordance with TSOP and applicable publications. p. Employs environmental stewardship procedures. 		
<p>4. Unit HQ conducts transactions with CRTs.</p> <ul style="list-style-type: none"> a. Identifies vehicles and equipment that require CRT support. b. Prepares required documentation for submission to CRT. c. Delivers vehicles and equipment to CRT. d. Picks up equipment from CRT upon notification repairs are completed. e. Notifies owning element to pick up vehicles and equipment. 		

TASK STEPS AND PERFORMANCE MEASURES	GO	NO-GO
<p>* 5. Unit leaders supervise redeployment operator maintenance activities.</p> <ul style="list-style-type: none"> a. Monitor performance of PMCS and redeployment maintenance for compliance with the Redeployment Movement Plan, Maintenance SOP, appropriate TM, and commander's guidance. b. Inspect vehicles, weapons, and equipment to ensure compliance with Maintenance SOP, appropriate TMs, and commander's guidance. c. Provide input for MCSR to motor officer, as required. d. Enforce safety procedures in accordance with TSOP and applicable publications. e. Enforce environmental stewardship protection program procedures. <p>6. Unit performs redeployment operator maintenance.</p> <ul style="list-style-type: none"> a. Performs PMCS in accordance with appropriate TM(s). b. Notifies supervisor of maintenance problems beyond operator's capabilities. c. Employs safety procedures in accordance with TSOP and applicable publications. d. Employs environmental stewardship protection program procedures. 		

TASK PERFORMANCE / EVALUATION SUMMARY BLOCK							
ITERATION	1	2	3	4	5	M	TOTAL
TOTAL TASK STEPS EVALUATED							
TOTAL TASK STEPS "GO"							
TRAINING STATUS "GO"/"NO-GO"							

"*" indicates a leader task step.

SUPPORTING INDIVIDUAL TASKS: NONE

SUPPORTING COLLECTIVE TASKS

Task Number	Task Title
63-2-4818	Prepare Vehicles and Equipment for Redeployment

OPFOR TASKS AND STANDARDS

TASK: GATHER INTELLIGENCE (63-OPFOR-1008)

CONDITION: Small OPFOR elements, operating in the rear area, are planning attacks on enemy bases. Information is needed to complete plans.

STANDARD: 1. Identify all PIR and other intelligence requirements. 2. Pass through any outpost, defensive wire, or warning devices undetected. 3. Move to an OP that offers cover and concealment and is close enough to gather PIR and other intelligence requirements. 4. Gather all PIR and other intelligence requirements. 5. Withdraw from area undetected. 6. Report all information to OPFOR HQ.

- ELEMENTS:** Company Headquarters
 Supply Platoon Headquarters
 Class I and General Supply Section
 Class IX Shipment/Receiving Section
 Class IX Storage and Issue Section
 Class IX RX Section
 Class III/V Platoon Headquarters
 Class III Storage and Issue Section
 Class III/V Distribution Section
 Class V (ATP)

TASK: Prepare Vehicles and Equipment for Redeployment (63-2-4818)
 (FM 100-17) (AR 220-10) (DOD DIR 4500.9)
 (FM 3-100.4) (FM 4-01.011) (FM 55-30)
 (TM 55-2200-001-12)

ITERATION: 1 2 3 4 5 M (Circle)
COMMANDER/LEADER ASSESSMENT: T P U (Circle)

CONDITIONS: The unit receives a movement directive to redeploy to home station. Preparation of vehicles and equipment for redeployment is performed in the TAA and/or RAA and A/SPOE unit MA. A railhead is available. All personnel are present and have been trained on requirements for preparing vehicles and equipment for redeployment. Packing and crating, weighing and loading, vehicle and equipment cleaning, and rail loading teams have been designated and trained. Transportation support, railcars, weighing scales, packing materials, MHE, shipping containers, inserts, pallets, and other equipment preparation and loading materials are available. The movement directive, redeployment movement plan, and higher HQ redeployment OPORD are available. The unit has a trained officer and/or NCO appointed as UMO and alternate UMO. The unit has analog and/or digital communications with higher HQ. The unit is redeploying as part of a higher HQ redeployment. Equipment preparation is performed under all day or night environmental conditions. Some iterations of this task should be performed in MOPP4.

TASK STANDARDS: Vehicles and equipment are prepared for redeployment and loaded for movement to A/SPOE in accordance with the redeployment movement plan and commander's guidance.

TASK STEPS AND PERFORMANCE MEASURES	GO	NO-GO
<p>* 1. Commander directs vehicle and equipment preparation activities.</p> <ul style="list-style-type: none"> a. Identifies equipment and supplies to be redeployed based on movement directive, DEL, movement plan, redeployment OPORD, and commander's guidance. b. Identifies personnel, equipment, and vehicles scheduled to move to the A/SPOE by road or rail by reviewing movement plan and higher HQ commander or S2/S3's guidance. c. Designates a unit MA. d. Coordinates with S2/S3 for USDA and customs contact team support using analog and/or digital communications. e. Coordinates with S4 for transportation support to A/SPOE using analog and/or digital communications, if necessary. f. Inspects area to ensure all excess vehicles, equipment and supplies have been turned-in. g. Notifies S2/S3 when vehicles and containers are loaded and ready to move using analog and/or digital communications. 		

TASK STEPS AND PERFORMANCE MEASURES	GO	NO-GO
<ul style="list-style-type: none"> h. Enforces safety procedures in accordance with TSOP and publications. i. Monitors environmental stewardship protection program procedures. 		
<p>* 2. UMO supervises vehicle and equipment preparation activities.</p> <ul style="list-style-type: none"> a. Coordinates with MCA/MCT TC-ACCIS site for DEL, military shipping labels, and documents. <p>NOTE: If the unit did not deploy with a DEL produced by TC-ACCIS, a DEL will be generated based on the unit property book and vehicle and secondary load lists.</p> <ul style="list-style-type: none"> b. Updates AUDEL to reflect vehicles, equipment, and supplies to be redeployed based on physical inventory, operational status, and commander's guidance. c. Updates AUDEL to reflect actual weights based on results of weighing. d. Inputs updated AUDEL into the MCA/MCT TC-ACCIS station. e. Provides MCA/MCT and/or S4 section with information on oversize and overweight vehicles, equipment, and cargo requiring special handling using analog and/or digital communications, as required. f. Coordinates with TC-ACCIS site for DEL, BBPCT material requirements lists, vehicle/rail loading plans and schedules, special hauling permit requests, military shipping labels, and convoy clearance requests produced by TC-ACCIS using analog and/or digital communications. g. Coordinates with S4 section for packing materials, weighing scales, MHE, containers, inserts, pallets, and other equipment preparation and loading materials using analog and/or digital communications, as required. h. Coordinates with S4 section for RF tags for sensitive/classified cargo using analog and/or digital communications, as required. i. Coordinates with USDA and customs contact team leaders for vehicle and equipment packing, loading, and cleaning instructions early in the preparation process using analog and/or digital communications. j. Provides unit leaders with a cleaning schedule for vehicles and equipment. k. Provides unit leaders with redeployment forms, shipping labels, and documents, as required. l. Coordinates container pick-up with S4 section using analog and/or digital communications. m. Provides special instructions to packing and crating teams, if necessary. n. Provides container packing schedule to unit leaders and customs contact team. o. Identifies transportation support requirements by reviewing redeployment movement plan and current vehicle status reports. p. Coordinates with S4 section for movement of vehicles and equipment to rail-loading site using analog and/or digital communications. q. Provides rail-loading plan to rail-loading team chief. r. Provides rail loading team proper tools to conduct rail-loadout. s. Coordinates with S4 or MCA/MCT officials for port call message and verification of redeployment movement plan A/SPOE requirements and procedures using analog and/or digital communications. t. Briefs commander on status of preparation of vehicles and equipment for deployment. u. Enforces safety procedures in accordance with TSOP and publications. v. Enforces environmental stewardship protection program procedures. 		
<p>* 3. Unit leaders supervise preparation of unit elements for redeployment.</p> <ul style="list-style-type: none"> a. Verify that adequate space has been allowed for personal items and secondary loads by reviewing loading plans. b. Revise loading plans, as required. 		

TASK STEPS AND PERFORMANCE MEASURES	GO	NO-GO
<ul style="list-style-type: none"> c. Monitor packing and loading for compliance with the redeployment movement plan and UMO and customs officials' instructions. d. Direct personnel to deliver vehicles and equipment to the vehicle and equipment cleaning site in accordance with UMO's instructions. e. Monitor vehicle and equipment cleaning operations to ensure vehicles and equipment are cleaned in accordance with the redeployment movement plan and USDA officials' instructions. f. Inspect area to ensure all equipment to be redeployed has been packed and/or loaded. g. Inspect area to ensure all excess vehicles, equipment, and supplies have been turned in. h. Inspect internal loads to ensure loads are secure and in compliance with loading plans. i. Notify UMO of any load plan revisions. j. Enforce safety procedures in accordance with TSOP and publications. k. Enforce environmental stewardship protection program procedures. 		
<p>* 4. UMO maintains an up-to-date AUEL.</p> <ul style="list-style-type: none"> a. Conducts physical inventory of vehicles and equipment to be redeployed to verify accuracy of AUEL. b. Revises AUEL, as required. c. Submits AUEL changes to MCA/MCT TC-ACCIS site, if necessary. 		
<p>5. Packing and crating teams prepare equipment for redeployment.</p> <ul style="list-style-type: none"> a. Pack containers in accordance with loading plans, DEL, and UMO and USDA and customs officials' instructions. b. Pack hazardous materials in accordance with the redeployment movement plan and UMO, USDA, and customs officials' instructions. c. Prepare container packing lists and shipping documents in accordance with UMO's instructions. d. Distribute container packing lists and shipping documents in accordance with UMO and USDA and customs officials' instructions. e. Mark containers in accordance with the Redeployment Movement Plan, UMO, USDA, and customs officials' instructions. f. Assist container pick-up crew in loading operations, as required. g. Employ safety procedures in accordance with TSOP and publications. h. Employ environmental stewardship protection program procedures. 		
<p>6. Vehicle and equipment cleaning team cleans vehicles and equipment for redeployment.</p> <ul style="list-style-type: none"> a. Guides vehicles into cleaning site, as directed by cleaning site officials. b. Cleans vehicles and equipment in accordance with TSOP and USDA officials' instructions. c. Reports completion of vehicle and equipment cleaning operations to UMO. d. Employs safety procedures in accordance with TSOP and publications. e. Employs environmental stewardship protection program procedures. 		
<p>7. Unit prepares vehicles, equipment and personal gear for redeployment.</p> <ul style="list-style-type: none"> a. Turns in excess vehicles, equipment, and supplies to supply sergeant. b. Packs personal gear in accordance with movement plan and customs officials' instructions. c. Marks and/or tags personal gear and equipment in accordance with the redeployment movement plan and UMO and customs officials' instructions. 		

TASK STEPS AND PERFORMANCE MEASURES	GO	NO-GO
<ul style="list-style-type: none"> d. Moves equipment to be packed in containers to the container packing area in accordance with UMO's instructions. e. Loads vehicles in accordance with the redeployment movement plan, loading plans and UMO and customs officials' instructions. f. Places RF tags on sensitive/classified cargo and/or vehicles as directed by higher HQ. g. Delivers vehicles and equipment to the vehicle and equipment-cleaning site, as directed. h. Moves vehicles to unit MA, as directed. i. Employs safety procedures in accordance with TSOP and publications. j. Employs environmental stewardship protection program procedures. 		
<p>8. Weighing and Marking Team weighs and marks vehicles for deployment.</p> <ul style="list-style-type: none"> a. Sets up weighing and marking area in designated area in accordance with commander's instructions. b. Guides vehicles onto scales as they arrive. c. Identifies vehicle gross weight. d. Identifies vehicle axle weights (air movement only). e. Computes vehicle center of balance based on axle weights (air movement only). f. Marks center of balance on vehicles in accordance with DOD Directive 4500.9, and UMO's instructions (air movement only). g. Reports gross weights for each deploying vehicle to UMO. h. Disestablishes weighing and marking area. i. Returns vehicle-weighing scales in accordance with owning facility or UMO's instructions. 		
<p>9. Unit prepares vehicles and equipment for movement to A/SPOE.</p> <ul style="list-style-type: none"> a. Stages vehicles for convoy to A/SPOE or rail loading site in accordance with UMO's instructions. b. Corrects loading deficiencies in accordance with loading plan, if necessary. c. Recomputes center of balance, if necessary (air movement only). d. Re-marks center of balance on vehicles, if necessary (air movement only). e. Marks vehicles for movement to A/SPOE in accordance with FM 55-30, UMO, USDA, and customs officials' instructions. f. Places military shipping labels on vehicles and equipment in accordance with UMO's instructions. g. Moves designated vehicles and equipment to the rail loading site in accordance with movement plan and UMO's instructions. h. Prepares convoy for movement to A/SPOE. <p>NOTE: Depending on tactical situation, see task steps 2 through 5 of Task 63-2-4808 (Conduct Nontactical Road March) or Task 63-2-4003 (Conduct Tactical Road March) for detailed convoy preparation procedures.</p> <ul style="list-style-type: none"> i. Notifies UMO that vehicles are ready to cross SP for convoy to A/SPOE. 		
<p>*10. Rail Loading Team OIC/NCOIC supervises rail-loading activities.</p> <ul style="list-style-type: none"> a. Conducts safety briefing for unit personnel at the rail loading site in accordance with governing regulations and local procedures. b. Coordinates with UMO for rail-loading plans. c. Coordinates with UMO to identify special rail-loading requirements. d. Verifies the presence of rail guards by conducting roll call, if required. e. Verifies the presence of manifested vehicles and equipment by conducting physical inventory. 		

TASK STEPS AND PERFORMANCE MEASURES	GO	NO-GO
f. Provides cargo manifest to conductor. g. Inspects vehicles and equipment for military shipping labels and proper markings. h. Notifies commander when rail loading is complete, if required. i. Enforces safety procedures in accordance with TSOP and publications. j. Enforces environmental stewardship protection program procedures.		
11. Rail loading team performs rail loading.		
a. Stages vehicles in accordance with rail-loading plan. b. Loads vehicles and equipment on railcars in accordance with rail-loading plan and UMO's instructions. c. Secures vehicles and equipment in accordance with rail loading plan and UMO's instructions. d. Notifies rail-loading team OIC/NCOIC when rail-loading is complete. e. Employs safety procedures in accordance with TSOP and publications. f. Employs environmental stewardship protection program procedures.		

TASK PERFORMANCE / EVALUATION SUMMARY BLOCK							
ITERATION	1	2	3	4	5	M	TOTAL
TOTAL TASK STEPS EVALUATED							
TOTAL TASK STEPS "GO"							
TRAINING STATUS "GO"/"NO-GO"							

"*" indicates a leader task step.

SUPPORTING INDIVIDUAL TASKS: NONE

SUPPORTING COLLECTIVE TASKS

Task Number	Task Title
63-2-4829	Plan Unit Redeployment

OPFOR TASKS AND STANDARDS

TASK: GATHER INTELLIGENCE (63-OPFOR-1008)

CONDITION: Small OPFOR elements, operating in the rear area, are planning attacks on enemy bases. Information is needed to complete plans.

STANDARD: 1. Identify all PIR and other intelligence requirements. 2. Pass through any outpost, defensive wire, or warning devices undetected. 3. Move to an OP that offers cover and concealment and is close enough to gather PIR and other intelligence requirements. 4. Gather all PIR and other intelligence requirements. 5. Withdraw from area undetected. 6. Report all information to OPFOR HQ.

ELEMENTS: Company Headquarters
 Supply Platoon Headquarters
 Class III/V Platoon Headquarters

TASK: Perform Sea Port of Embarkation Activities for Redeployment (63-2-4819)
 (FM 100-17) (AR 220-10) (FM 3-100.4)
 (FM 4-30.3) (TM 38-250) (TM 55-2200-001-12)

ITERATION: 1 2 3 4 5 M (Circle)

COMMANDER/LEADER ASSESSMENT: T P U (Circle)

CONDITIONS: The unit's equipment arrives at the SPOE MA. The commander has designated a unit SPOE Team and SPOE team OIC. The unit has analog and/or digital communications with higher HQ. Higher HQ has an advance party at the SPOE to assist in coordinating SPOE activities. Commercial support is not available. The commander or SPOE team OIC has notified higher HQ and PSA officials of the unit's arrival. PSA officials have requested unit vehicle operator's assistance in offloading unit vehicles deployed to the SPOE by rail. The railhead is located in the SPOE AO. Transportation, maintenance, logistics, and equipment cleaning support are available. US Customs and USDA clearances are required. A SPOE sterile area has been designated. The redeployment movement plan and redeployment OPORD are available. The unit has a trained officer and/or NCO appointed as UMO and alternate UMO. The unit is redeploying as part of a higher HQ deployment. A Theater Support Command is in place and has assumed overall responsibility for all logistics in the theater, to include port operations. SPOE activities are performed under all day or night environmental conditions. Some iterations of this task should be performed in MOPP4.

TASK STANDARDS: SPOE activities are performed in accordance with the redeployment movement plan and higher HQ staff and PSA officials' instructions.

TASKSTEPS AND PERFORMANCE MEASURES	GO	NO-GO
<p>* 1. Commander or SPOE team OIC/NCOIC directs SPOE activities.</p> <ul style="list-style-type: none"> a. Directs team to perform after-operation PMCS of vehicles. b. Identifies transportation requirements for return to unit area. c. Coordinates with supporting TSC unit for transportation, maintenance, and logistics support using analog and/or digital communications, as required. d. Coordinates with PSA officials to verify SPOE movement schedules, procedures, safety guidelines, and requirements using analog and/or digital communications. e. Briefs team leaders on SPOE movement schedules, procedures, safety guidelines, and requirements. f. Directs team to off-load and inspect equipment arriving by rail. g. Coordinates with PSA to identify number of supercargoes authorized and POC for supercargoes using analog and/or digital communications. h. Coordinates with supercargoes to ensure they are prepared for redeployment by sea movement, to include proper orders and equipment. i. Briefs supercargoes on boarding schedule, responsibilities, and POC during sea movement. j. Conducts acceptance inspection of vehicles, equipment, and cargo with PSA officials. k. Directs team to correct deficiencies noted during PSA acceptance inspection. l. Transfers custody of vehicles, equipment, and cargo to SPOE officials. m. Briefs the higher HQ commander or designated representative on status of SPOE activities. 		

TASK STEPS AND PERFORMANCE MEASURES	GO	NO-GO
<p>2. Supercargoes representative performs SPOE activities.</p> <ul style="list-style-type: none"> a. Reports to port commander's representative in accordance with UMO's instructions. b. Performs SPOE activities in accordance with port commander's instructions. c. Coordinates with vessel POC for instructions on responsibilities and accommodations. d. Reports to the customs inspection site in accordance with port commander's instructions. e. Loads baggage in accordance with instructions from vessel POC. f. Boards ship in accordance with instructions from vessel POC. 		
<p>* 3. UMO coordinates SPOE activities.</p> <ul style="list-style-type: none"> a. Coordinates with PSA officials to verify loading sequence of vehicles and equipment (ship stow plan). b. Monitors PSA acceptance inspection of vehicles and cargo to identify deficiencies. c. Coordinates with maintenance support POC for disposition of excess fuel and POL products and maintenance support, as necessary. d. Coordinates with PSA officials for vehicle cleaning support and location of SPOE sterile area. e. Inspects shipping documents and labels, markings, customs labels, and decontamination tags on vehicles and equipment for compliance with MCA/MCT, customs, USDA officials' instructions, and TM 38-250 instructions. f. Coordinates with MCA/MCT, USDA, and/or customs officials to correct deficiencies in shipping documents and labels, customs labels, and decontamination tags. g. Briefs commander and/or SPOE team OIC on status of SPOE activities. h. Enforces safety procedures in accordance with TSOP and publications. i. Enforces environmental stewardship protection program procedures. 		
<p>* 4. UMO coordinates rail off-loading.</p> <ul style="list-style-type: none"> a. Coordinates with PSA officials for rail off-loading schedule and requirements. b. Designates personnel to assist in rail off-loading activities. c. Briefs personnel designated to assist in rail off-loading activities on schedule and requirements. d. Supervises rail off-loading activities. e. Assumes custody of equipment deployed by rail by signing appropriate shipping documents. f. Notifies SPOE team leaders equipment deployed by rail has arrived in the MA. g. Briefs commander and/or SPOE team OIC on status of rail off-loading activities. h. Enforces safety procedures in accordance with TSOP and publications. i. Enforces environmental stewardship protection program procedures. 		
<p>5. SPOE Team performs rail off-loading operations.</p> <ul style="list-style-type: none"> a. Reports to the railhead in accordance with UMO's instructions. b. Offloads equipment from railcars in accordance with PSA officials' instructions. 		

TASK STEPS AND PERFORMANCE MEASURES	GO	NO-GO
<ul style="list-style-type: none"> c. Moves equipment to SPOE MA in accordance with PSA officials' instructions. d. Employs safety procedures in accordance with TSOP and publications. e. Employs environmental stewardship protection program procedures. 		
<p>6. SPOE Team performs SPOE MA maintenance.</p>		
<ul style="list-style-type: none"> a. Performs after-operations PMCS in accordance with the redeployment movement plan and appropriate TMs. b. Notifies supervisor of maintenance problems beyond operator's capability. c. Checks vehicles, cargo, and personal gear for completeness, damage, proper markings, contraband, and compliance with loading plans. d. Conducts final preparation of vehicles and equipment in accordance with the redeployment movement plan. e. Adjusts vehicle fuel levels in accordance with port call message and PSA officials and UMO's instructions. f. Turns in excess fuel and POL products in accordance with UMO's instructions. g. Verifies placement of placards, labels, and certification documents on hazardous material in accordance with PSA officials and UMO's instructions. h. Corrects deficiencies on vehicles, cargo, and personal gear in accordance with SPOE team leader's instructions. i. Moves to SPOE vehicle and equipment cleaning site, as directed. j. Employs safety procedures in accordance with TSOP and publications. k. Employs environmental stewardship protection program procedures. 		
<p>7. SPOE team performs USDA cleaning activities.</p>		
<ul style="list-style-type: none"> a. Performs vehicle cleaning in accordance with instructions from cleaning site personnel. b. Corrects USDA inspection deficiencies in accordance with USDA officials' instructions. c. Moves vehicles and equipment to designated sterile area in accordance with unit leader's instructions. d. Employs safety procedures in accordance with TSOP and publications. e. Employs environmental stewardship protection program procedures. 		
<p>* 8. SPOE team leaders supervise final preparation of vehicles, equipment, cargo, and personal gear for redeployment by sealift.</p>		
<ul style="list-style-type: none"> a. Inspect military shipping labels, markings, customs labels, and decontamination tags on vehicles and equipment for compliance with redeployment SOP, port call message, and UMO's instructions. b. Monitor customs inspection to ensure that deficiencies are corrected. c. Inspect vehicles and cargo to ensure deficiencies noted during acceptance inspection have been corrected. d. Coordinate maintenance assistance with Commander and/or SPOE team OIC. e. Enforce safety procedures. f. Enforce environmental stewardship protection program procedures. 		
<p>9. SPOE team performs final preparation of vehicles, equipment, cargo, and personal gear for redeployment.</p>		
<ul style="list-style-type: none"> a. Moves vehicles and equipment to SPOE SA, as directed. b. Stages vehicles for loading in accordance with UMO and PSA officials' instructions. 		

TASK STEPS AND PERFORMANCE MEASURES	GO	NO-GO
c. Corrects deficiencies in shipping documents, markings, customs labels, and decontamination tags on vehicles and equipment in accordance with UMO and PSA officials' instructions. d. Corrects deficiencies noted during customs inspection. e. Drives vehicles, as directed by PSA officials, to call forward area. f. Employs safety procedures in accordance with TSOP and publications. g. Employs environmental stewardship protection program procedures.		
*10. UMO updates transportation documentation. a. Verifies DEL by conducting physical inspection of equipment. b. Updates DEL, as required. c. Verifies the presence of supercargoes by conducting roll call. d. Updates supercargo manifest, as required. e. Provides changes to DEL and supercargo manifest to PSA officials, as required.		
11. SPOE team returns to unit area. a. Assembles personnel for return to unit area in accordance with commander or SPOE team OIC's instructions. b. Reports to transportation loading area in accordance with SPOE team OIC's instructions. c. Loads baggage on vehicles in accordance with SPOE team OIC's instructions. d. Boards transportation to return to unit in accordance with SPOE team OIC's instructions.		

TASK PERFORMANCE / EVALUATION SUMMARY BLOCK							
ITERATION	1	2	3	4	5	M	TOTAL
TOTAL TASK STEPS EVALUATED							
TOTAL TASK STEPS "GO"							
TRAINING STATUS "GO"/"NO-GO"							

"*" indicates a leader task step.

SUPPORTING INDIVIDUAL TASKS: NONE

SUPPORTING COLLECTIVE TASKS

Task Number	Task Title
63-2-4814	Perform Redeployment Human Resources Actions
63-2-4815	Perform Redeployment Training Activities
63-2-4816	Perform Redeployment Supply Activities
63-2-4817	Perform Redeployment Maintenance Activities

OPFOR TASKS AND STANDARDS: NONE

- ELEMENTS:** Company Headquarters
 Supply Platoon Headquarters
 Class I and General Supply Section
 Class IX Shipment/Receiving Section
 Class IX Storage and Issue Section
 Class IX RX Section
 Class III/V Platoon Headquarters
 Class III Storage and Issue Section
 Class III/V Distribution Section
 Class V (ATP)

TASK: Perform Aerial Port of Embarkation Activities for Redeployment (63-2-4820)
 (FM 100-17) (AR 220-10) (DOD DIR 4500.9)
 (FM 3-100.4) (TM 38-250)

ITERATION: 1 2 3 4 5 M (Circle)

COMMANDER/LEADER ASSESSMENT: T P U (Circle)

CONDITIONS: The unit arrives at the APOE MA for aerial redeployment. The higher HQ has an advance party at the APOE to assist in coordinating APOE activities. Transportation support is available. The Redeployment Movement Plan and port call message are available. The unit has analog and/or digital communications with higher HQ. The unit has a trained officer and/or NCO appointed as UMO and alternate UMO. The unit is redeploying as part of higher HQ redeployment. A TSC is in place and has assumed overall responsibility for all logistics operations in the theater, to include port operations. APOE activities are performed under all day or night environmental conditions unless terminated by the DACG. Some iterations of this task should be performed in MOPP4.

TASK STANDARDS: APOE activities are performed in accordance with the Redeployment Movement Plan and DACG officials' instructions.

TASK STEPS AND PERFORMANCE MEASURES	GO	NO-GO
<p>* 1. Commander directs APOE activities.</p> <ul style="list-style-type: none"> a. Notifies higher HQ advance party OIC and/or DACG representative that the unit has arrived at the APOE using analog and/or digital communications. b. Coordinates with S2/S3, PMCT, DACG, and/or TSC officials to verify APOE movement schedules, procedures, and requirements using analog and/or digital communications. c. Provides manifest of unit personnel and shipper's declaration of dangerous goods to higher HQ for review by DACG or PMCT. d. Briefs unit on APOE duties and responsibilities, to include reverse manifesting schedule, customs requirements, and transportation of personnel and baggage. e. Directs unit to conduct final preparation of vehicles and equipment in accordance with the Redeployment Movement Plan and DOD Directive 4500.9. f. Conducts acceptance inspection of vehicles and equipment with DACG officials at the alert holding area. g. Directs unit to correct deficiencies noted during acceptance inspection. h. Transfers custody of equipment and cargo to DACG officials in accordance with DOD 4500.9. i. Briefs the higher HQ commander or designated representative on status of APOE activities. 		

TASK STEPS AND PERFORMANCE MEASURES	GO	NO-GO
<p>* 2. UMO/NCO supervises APOE activities.</p> <ul style="list-style-type: none"> a. Coordinates with S4 and/or DACG officials for transportation, maintenance, logistics, and other support using analog and/or digital communications, as required. b. Coordinates with S2/S3 representative, PMCT, or DACG to verify APOE movement schedules, procedures, and requirements using analog and/or digital communications. c. Coordinates with S4 representative to ensure adequate shoring, dunnage, and floor protection is on hand and readily available for loading using analog and/or digital communications. d. Verifies unit vehicles, equipment, cargo, and secondary loads are properly marked and prepared for redeployment by air in accordance with TALCE/DACG. e. Coordinates with S2/S3 representative, site coordinator and/or DACG representative for equipment cleaning support using analog and/or digital communications, if necessary. f. Coordinates with DACG to verify loading sequence of vehicles and equipment using analog and/or digital communications. g. Designates personnel to verify weight and center of balance marks, if required. h. Briefs designated personnel on weight and center of balance marks verification requirements. i. Verifies that deficiencies noted during DACG acceptance inspection have been corrected. j. Verifies the presence of all manifested personnel by conducting roll call. k. Provides verified personnel and cargo manifest to DACG at the alert holding area. l. Provides load teams to load and tie down unit equipment under supervision of the DACG or loadmaster. 		
<p>3. Unit performs APOE MA activities.</p> <ul style="list-style-type: none"> a. Performs after-operations PMCS in accordance with appropriate TMs. b. Notifies supervisor of maintenance problems beyond operator's capability to repair. c. Conducts final preparation of vehicles and equipment in accordance with DOD Directive 4500.9 and UMO's instructions. d. Adjusts vehicle fuel levels in accordance with TM 38-250 and DACG officials' instructions. e. Turns in excess fuel and POL products in accordance with UMO's instructions. f. Corrects deficiencies on vehicles, cargo, and personal gear in accordance with unit leaders' instructions. g. Corrects deficiencies on placement of placards, labels, and certification documents on hazardous material in accordance with UMO/NCO, unit leaders, and customs and USDA officials' instructions, if necessary. h. Moves vehicles and equipment to APOE cleaning site or alert holding area, as directed. i. Employs safety procedures in accordance with TSOP and publications. j. Employs environmental stewardship protection program procedures. 		

TASK STEPS AND PERFORMANCE MEASURES	GO	NO-GO
<p>4. Unit processes vehicles and equipment through the APOE cleaning site.</p> <ul style="list-style-type: none"> a. Delivers vehicles to APOE cleaning site in accordance with UMO's instructions. b. Performs vehicle cleaning in accordance with DACG and USDA officials' instructions. c. Returns vehicles and equipment to unit area in accordance with unit leaders' instructions. 		
<p>* 5. Unit leaders supervise final preparation of vehicles, equipment, sensitive items, cargo, and personal gear for redeployment.</p> <ul style="list-style-type: none"> a. Inspect shipping documents, markings, customs labels, and decontamination tags on vehicles, equipment, cargo, and personal gear for compliance with the Redeployment Movement Plan and UMO's instructions. b. Monitor customs inspection to ensure deficiencies are corrected. c. Inspect vehicles and cargo to ensure deficiencies noted during acceptance inspection have been corrected. d. Coordinate with the UMO for assistance in correcting shipping documentation and maintenance deficiencies, as required. e. Enforce safety procedures in accordance with TSOP and publications. f. Enforce environmental stewardship protection program procedures. 		
<p>6. Unit performs APOE alert holding area activities.</p> <ul style="list-style-type: none"> a. Drives vehicles to call forward area, as directed. b. Boards transportation to terminal, as directed. c. Employs safety procedures in accordance with TSOP and publications. 		
<p>7. Unit performs APOE passenger activities.</p> <ul style="list-style-type: none"> a. Reports to designated location for safety and anti-terrorism briefing, security screen, and customs inspection in accordance with UMO's instructions. b. Remains in quarantined area in accordance with DACG officials' instructions. c. Provides baggage detail, as directed, to load unit baggage on aircraft. d. Boards aircraft in accordance with loadmaster's instructions. 		

TASK PERFORMANCE / EVALUATION SUMMARY BLOCK							
ITERATION	1	2	3	4	5	M	TOTAL
TOTAL TASK STEPS EVALUATED							
TOTAL TASK STEPS "GO"							
TRAINING STATUS "GO"/"NO-GO"							

"*" indicates a leader task step.

SUPPORTING INDIVIDUAL TASKS: NONE

SUPPORTING COLLECTIVE TASKS

Task Number	Task Title
63-2-4814	Perform Redeployment Human Resources Actions
63-2-4815	Perform Redeployment Training Activities
63-2-4816	Perform Redeployment Supply Activities
63-2-4817	Perform Redeployment Maintenance Activities
63-2-4818	Prepare Vehicles and Equipment for Redeployment

OPFOR TASKS AND STANDARDS

TASK: GATHER INTELLIGENCE (63-OPFOR-1008)

CONDITION: Small OPFOR elements, operating in the rear area, are planning attacks on enemy bases. Information is needed to complete plans.

STANDARD: 1. Identify all PIR and other intelligence requirements. 2. Pass through any outpost, defensive wire, or warning devices undetected. 3. Move to an OP that offers cover and concealment and is close enough to gather PIR and other intelligence requirements. 4. Gather all PIR and other intelligence requirements. 5. Withdraw from area undetected. 6. Report all information to OPFOR HQ.

- ELEMENTS:** Company Headquarters
 Supply Platoon Headquarters
 Class I and General Supply Section
 Class IX Shipment/Receiving Section
 Class IX Storage and Issue Section
 Class IX RX Section
 Class III/V Platoon Headquarters
 Class III Storage and Issue Section
 Class III/V Distribution Section
 Class V (ATP)

TASK: Perform Aerial Port of Debarkation Activities for Redeployment (63-2-4821)
 (FM 100-17) (FM 3-100.4) (FM 4-01.011)
 (FM 55-30) (TM 38-250) (TM 55-2200-001-12)

ITERATION: 1 2 3 4 5 M (Circle)

COMMANDER/LEADER ASSESSMENT: T P U (Circle)

CONDITIONS: Aircraft carrying main body lands at the APOD. The higher HQ has an advance party at the APOD to assist in coordinating APOD activities. Representatives from the higher HQ advance party, supporting installation, and AACG meet the aircraft. AACG officials request that unit personnel assist in offloading the aircraft. The AACG has designated a holding area and an MA for the unit to complete APOD activities. Transportation is available to move the unit to the MA and home station. The Redeployment Movement Plan is available. The unit has analog and/or digital communications with higher HQ. APOD activities are performed under all day or night environmental conditions. Some iterations of this task should be performed in MOPP4.

TASK STANDARDS: APOD activities are performed in accordance with the Redeployment Movement Plan and AACG officials and commander's instructions.

TASK STEPS AND PERFORMANCE MEASURES	GO	NO-GO
<p>* 1. Commander coordinates arrival of personnel.</p> <ul style="list-style-type: none"> a. Coordinates with higher HQ advance party and AACG officials upon arrival for USDA and customs inspections, location of holding and marshalling areas, maintenance support, movement support, security, and other special APOD requirements using and/or digital communications. b. Assembles unit in holding area. c. Briefs unit leaders on APOD requirements and movement arrangements. d. Briefs higher HQ advance party OIC on APOD activities, as required. 		
<p>* 2. UMO coordinates APOD activities.</p> <ul style="list-style-type: none"> a. Coordinates with AACG for offloading and movement schedules. b. Briefs unit leaders on offloading and movement schedules. c. Provides AACG, supporting installation officials, and higher HQ staff personnel representative a copy of DEL. d. Coordinates with AACG on the temporary storage of sensitive and classified equipment. e. Briefs commander on APOD activities. 		

TASK STEPS AND PERFORMANCE MEASURES	GO	NO-GO
<p>* 3. Unit leaders supervise APOD activities.</p> <ul style="list-style-type: none"> a. Inspect personnel and weapons for accountability as they exit aircraft. b. Brief personnel on APOD requirements based on commander's instructions. c. Monitor USDA and customs inspections to ensure personnel comply with USDA and customs officials' instructions. d. Designate personnel to assist in offloading aircraft, as required. e. Inspect personnel and personal gear at the holding area and MA to ensure all personnel have arrived with required personal gear. f. Brief commander on APOD activities. <p>4. Unit performs APOD activities.</p> <ul style="list-style-type: none"> a. Disembarks aircraft in accordance with loadmaster's instructions. b. Assembles in APOD holding area, as directed. c. Performs offloading activities in accordance with AACG officials and loadmaster's instructions. d. Moves to APOD MA in accordance with commander's instructions. e. Inspects vehicles and equipment to ensure all equipment is offloaded and serviceable. f. Notifies unit leaders of vehicle and/or equipment deficiencies that cannot be corrected. g. Reconfigures, if necessary, vehicles and cargo for road movement. h. Prepares, if necessary, convoy for movement to home station or demobilization station. <p>NOTE: See task steps two through five of Task 63-2-4808 for detailed convoy preparation procedures.</p> <ul style="list-style-type: none"> i. Loads baggage, as directed, on transportation for movement to home station. j. Boards transportation, as directed, for movement to home station. k. Employs safety procedures in accordance with TSOP and publications. l. Employs environmental stewardship protection program procedures. 		

TASK PERFORMANCE / EVALUATION SUMMARY BLOCK							
ITERATION	1	2	3	4	5	M	TOTAL
TOTAL TASK STEPS EVALUATED							
TOTAL TASK STEPS "GO"							
TRAINING STATUS "GO"/"NO-GO"							

"*" indicates a leader task step.

SUPPORTING INDIVIDUAL TASKS: NONE

SUPPORTING COLLECTIVE TASKS

Task Number	Task Title
63-2-4814	Perform Redeployment Human Resources Actions
63-2-4815	Perform Redeployment Training Activities
63-2-4816	Perform Redeployment Supply Activities
63-2-4817	Perform Redeployment Maintenance Activities
63-2-4818	Prepare Vehicles and Equipment for Redeployment

OPFOR TASKS AND STANDARDS

TASK: GATHER INTELLIGENCE (63-OPFOR-1008)

CONDITION: Small OPFOR elements, operating in the rear area, are planning attacks on enemy bases. Information is needed to complete plans.

STANDARD: 1. Identify all PIR and other intelligence requirements. 2. Pass through any outpost, defensive wire, or warning devices undetected. 3. Move to an OP that offers cover and concealment and is close enough to gather PIR and other intelligence requirements. 4. Gather all PIR and other intelligence requirements. 5. Withdraw from area undetected. 6. Report all information to OPFOR HQ.

- ELEMENTS:** Company Headquarters
 Supply Platoon Headquarters
 Class I and General Supply Section
 Class IX Shipment/Receiving Section
 Class IX Storage and Issue Section
 Class IX RX Section
 Class III/V Platoon Headquarters
 Class III Storage and Issue Section
 Class III/V Distribution Section
 Class V (ATP)

TASK: Perform Home Station Activities (63-2-4822)
 (FM 100-17) (AR 600-8-1) (AR 600-8-19)
 (AR 710-2) (AR 735-5) (FM 4-30.3)

ITERATION: 1 2 3 4 5 M (Circle)

COMMANDER/LEADER ASSESSMENT: T P U (Circle)

CONDITIONS: The unit main body arrives at home station. The higher HQ main body has arrived and the higher echelon HQ is operational. Unit main body arrives at home station prior to equipment arrival at SPOD. The unit receives notification of ship arrival schedule from the ITO. The Redeployment Movement Plan is available. The unit has analog and/or digital communications with higher HQ. Unit's welcome home reception activities have been coordinated with higher HQ support installations and rear detachment OIC prior to the unit's arrival. Home station activities are performed under all day or night environmental conditions. Some iterations of this task should be performed in MOPP4.

TASK STANDARDS: Home Station activities are accomplished in accordance with the Redeployment Movement Plan and commander's instructions.

TASK STEPS AND PERFORMANCE MEASURES	GO	NO-GO
<p>* 1. Commander directs home station activities.</p> <ul style="list-style-type: none"> a. Coordinates with higher HQ commander and staff to identify requirements prior to arrival of equipment using analog and/or digital communications. b. Directs personnel to complete redeployment requirements based on the Redeployment Movement Plan and higher HQ commander's instructions. c. Coordinates with S2/S3 or ITO to identify unit's SPOD requirements for returning equipment using analog and/or digital communications. d. Designates an Equipment Reception Team to receive vehicles and equipment at SPOD. e. Directs personnel to inventory, clean and inspect vehicles, equipment, weapons, sensitive items, and personal gear, as it is redeployed to home station. f. Coordinates with S4 for procedures to turn in float and replacement equipment using analog and/or digital communications. g. Coordinates with battalion commander and staff for guidance on reception activities using analog and/or digital communications. h. Approves after action reports. i. Briefs unit on reception activities. j. Enforces safety procedures in accordance with SOP and publications. k. Enforces environmental stewardship protection program procedures. 		

TASK STEPS AND PERFORMANCE MEASURES	GO	NO-GO
<p>2. UMO performs home station activities.</p> <ul style="list-style-type: none"> a. Coordinates with ITO for transportation support. b. Briefs Equipment Reception Team Leader on SPOD requirements. c. Verifies that all DEL listed vehicles and equipment have been redeployed, by conducting physical inventory. d. Notifies commander of discrepancies in DEL, if necessary. e. Updates AUDEL, as required. 		
<p>3. Unit HQ performs home station personnel and administrative actions.</p> <ul style="list-style-type: none"> a. Debriefs personnel in accordance with commander's instructions. b. Coordinates reception activities in accordance with commander's guidance. c. Consolidates unit after action reports. d. Prepares after action reports in accordance with the Redeployment Movement Plan and commander's instructions. e. Submits AAR to commander for approval. f. Distributes after action reports in accordance with the Redeployment Movement Plan and commander's instructions. g. Maintains after action reports and records in accordance with the Redeployment Movement Plan and commander's instructions. h. Identifies pending personnel actions of redeploying soldiers to determine if any unit and/or soldier actions (such as ratings, awards, financial actions, UCMJ actions, LOD investigations, physicals, and so on) are needed. 		
<p>4. Unit HQ performs home station supply activities.</p> <ul style="list-style-type: none"> a. Turns in float and replacement equipment in accordance with commander's instructions. b. Inspects weapons, basic loads, and CTA items for accountability and serviceability. c. Enforces safety procedures in accordance with SOP and publications. d. Enforces environmental stewardship protection program procedures. 		
<p>* 5. Unit leaders supervise home station activities.</p> <ul style="list-style-type: none"> a. Inspect vehicles, equipment, weapons, and personal gear for accountability compliance with the Redeployment Movement Plan, Maintenance SOP, and commander's instructions. b. Direct personnel, as required, to correct deficiencies in vehicles, equipment, weapons, and personal gear. c. Submit AAR to unit HQ in accordance with commander's instructions. d. Enforce safety procedures in accordance with SOP and publications. e. Enforce environmental stewardship protection program procedures. 		
<p>6. Equipment Reception Team Leader performs home station equipment reception activities.</p> <ul style="list-style-type: none"> a. Coordinates with UMO or ITO for transportation support to SPOD. b. Briefs Equipment Reception Team on equipment reception schedule and requirements. c. Supervises movement to SPOD in accordance with UMO's instructions. 		

TASK STEPS AND PERFORMANCE MEASURES	GO	NO-GO
<p>7. Unit performs home station activities.</p> <ul style="list-style-type: none"> a. Completes redeployment personnel and administrative requirements based on the Redeployment Movement Plan and commander's instructions. b. Inventories, cleans and inspects vehicles, equipment, weapons, and personal gear, in accordance with the Redeployment Movement Plan, Maintenance SOP and commander's instructions. c. Employs safety procedures in accordance with SOP and publications. d. Employs environmental stewardship protection program procedures. 		

TASK PERFORMANCE / EVALUATION SUMMARY BLOCK							
ITERATION	1	2	3	4	5	M	TOTAL
TOTAL TASK STEPS EVALUATED							
TOTAL TASK STEPS "GO"							
TRAINING STATUS "GO"/"NO-GO"							

"*" indicates a leader task step.

SUPPORTING INDIVIDUAL TASKS: NONE

SUPPORTING COLLECTIVE TASKS

Task Number	Task Title
63-2-4809	Perform Sea Port of Embarkation Activities for Deployment
63-2-4810	Perform Aerial Port of Embarkation Activities for Deployment
63-2-4811	Perform Aerial Port of Debarkation Activities for Deployment

OPFOR TASKS AND STANDARDS: NONE

ELEMENTS: Company Headquarters
 Supply Platoon Headquarters
 Class III/V Platoon Headquarters

TASK: Perform Sea Port of Debarkation Activities for Redeployment (63-2-4823)
 (FM 100-17) (FM 3-100.4) (FM 4-30.3)
 (TM 55-2200-001-12)

ITERATION: 1 2 3 4 5 M (Circle)

COMMANDER/LEADER ASSESSMENT: T P U (Circle)

CONDITIONS: Unit equipment and supercargoes have arrived at the SPOD. The commander has designated an OIC/NCOIC to accompany the unit Equipment Reception Team to the SPOD holding area. The Equipment Reception Team has been trained and briefed on duties and responsibilities. The Redeployment Movement Plan is available. The unit has analog and/or digital communications with higher HQ. Higher HQ staff element is located in the SPOD to assist in coordinating SPOD activities. Transportation support is available. The PSA has coordinated for ship offloading and designated an area for equipment to be inventoried and inspected as it is offloaded. Rail and road MAs have been designated to prepare vehicles and equipment for movement. Sufficient railcars and vehicles are available to move the unit equipment and designated personnel to home station. SPOD activities are performed under all day or night environmental conditions. Some iterations of this task should be performed in MOPP4.

TASK STANDARDS: SPOD activities are performed in accordance with the Redeployment Movement Plan and PSA officials and commander's guidance.

NOTE: If SPOD is a military seaport, the commander may designate a Rail Loading Team Chief and Rail Loading Team to perform rail-loading activities.

TASK STEPS AND PERFORMANCE MEASURES	GO	NO-GO
<p>* 1. Equipment Reception Team OIC/NCOIC directs SPOD activities.</p> <ul style="list-style-type: none"> a. Coordinates with higher HQ staff element and PSA officials upon arrival for USDA and customs inspections, location of holding and marshaling areas, maintenance support, movement, security, and other special APOD requirements using analog and/or digital communications. b. Coordinates with higher HQ S4 and/or PSA officials for life support for unit personnel while at the SPOD using analog and/or digital communications. c. Assembles Equipment Reception Team in holding area. d. Conducts acceptance inspection with PSA officials. e. Notifies higher HQ staff element OIC and S4 representative of missing or damaged equipment using analog and/or digital communications. f. Assumes custody of equipment and cargo in accordance with higher HQ staff personnel representatives and PSA officials' instructions. g. Coordinates with S2/S3 to verify arrangements for movement to home station using analog and/or digital communications. h. Verifies arrival of morale and welfare supercargoes personnel. i. Reestablishes accountability and responsibility for supercargoes. j. Directs Equipment Reception Team to proceed to convoy marshaling area, in accordance with S2/S3's instructions. k. Monitors preparation of equipment for road convoy or rail movement to ensure compliance with TSOP. 		

TASK STEPS AND PERFORMANCE MEASURES	GO	NO-GO
<ul style="list-style-type: none"> l. Briefs Equipment Reception Team leaders on SPOD requirements. m. Briefs unit commander and higher HQ staff element OIC on SPOD activities, as required. n. Enforces safety procedures in accordance with SOP and publications. o. Enforces environmental protection program procedures. 		
<p>* 2. UMO supervises unit activities at SPOD.</p> <ul style="list-style-type: none"> a. Coordinates with S4 representative to identify offloading schedules, location of holding and MAs, and other SPOD information, using analog and/or digital communications, as required. b. Briefs personnel on offloading schedules, location of MAs and USDA, customs, and other special SPOD requirements. c. Coordinates with S4 representative and/or PSA officials to identify loading plans, schedules, and sites for rail movement using analog and/or digital communications, if required. d. Provides rail loading plans to Rail Loading Team Chief, if required. e. Monitors rail loading procedures to ensure compliance with PSA officials' instructions, if required. f. Monitors preparation of equipment for road convoy to ensure compliance with Movement Plan. g. Coordinates with S2/S3 representatives for convoy routes, maps, and timetable for road move to home station using analog and/or digital communications. h. Coordinates with S4 representatives for fuel and supplies for road move to home station using analog and/or digital communications. i. Briefs Equipment Reception Team on convoy requirements. j. Briefs commander on SPOD activities. k. Enforces safety procedures in accordance with SOP and publications. l. Enforces environmental stewardship protection program procedures. 		
<p>3. Supercargoes representative performs SPOD activities.</p> <ul style="list-style-type: none"> a. Disembarks ship in accordance with vessel POC's instructions. b. Reports to customs inspection site in accordance with vessel POC's instructions. c. Reports to Equipment Reception Team OIC upon completion of customs inspection. 		
<p>4. Equipment Reception Team performs equipment reception activities.</p> <ul style="list-style-type: none"> a. Offloads vehicles and equipment in accordance with PSA officials' instructions. b. Inspects equipment to ensure all equipment is offloaded and operational. c. Notifies UMO of deficiencies that cannot be corrected. d. Moves vehicles to USDA and customs inspection site(s) in accordance with UMO's instructions. e. Moves vehicles to rail loading site, if required. f. Performs rail loading activities, if required. <p>NOTE: See task steps 10 and 11 of Task 63-2-4818 for detailed rail loading procedures.</p> <ul style="list-style-type: none"> g. Moves vehicles and cargo to SPOD rail or convoy MA. h. Reconfigures vehicles and cargo for road movement, as appropriate. i. Fuels vehicles for convoy to home station, if appropriate. j. Prepares convoy for movement to home station, if necessary. <p>NOTE: See task steps two through five of Task 63-2-4807 for detailed convoy preparation procedures.</p>		

TASK STEPS AND PERFORMANCE MEASURES	GO	NO-GO
k. Notifies commander when Equipment Reception Team is prepared to move. l. Employs safety procedures in accordance with SOP and publications. m. Employs environmental stewardship protection program procedures.		

TASK PERFORMANCE / EVALUATION SUMMARY BLOCK							
ITERATION	1	2	3	4	5	M	TOTAL
TOTAL TASK STEPS EVALUATED							
TOTAL TASK STEPS "GO"							
TRAINING STATUS "GO"/"NO-GO"							

"*" indicates a leader task step.

SUPPORTING INDIVIDUAL TASKS: NONE

SUPPORTING COLLECTIVE TASKS

Task Number	Task Title
63-2-4814	Perform Redeployment Human Resources Actions
63-2-4815	Perform Redeployment Training Activities
63-2-4816	Perform Redeployment Supply Activities
63-2-4817	Perform Redeployment Maintenance Activities

OPFOR TASKS AND STANDARDS

TASK: GATHER INTELLIGENCE (63-OPFOR-1008)

CONDITION: Small OPFOR elements, operating in the rear area, are planning attacks on enemy bases. Information is needed to complete plans.

STANDARD: 1. Identify all PIR and other intelligence requirements. 2. Pass through any outpost, defensive wire, or warning devices undetected. 3. Move to an OP that offers cover and concealment and is close enough to gather PIR and other intelligence requirements. 4. Gather all PIR and other intelligence requirements. 5. Withdraw from area undetected. 6. Report all information to OPFOR HQ.

- ELEMENTS:** Company Headquarters
 Supply Platoon Headquarters
 Class I and General Supply Section
 Class IX Shipment/Receiving Section
 Class IX Storage and Issue Section
 Class IX RX Section
 Class III/V Platoon Headquarters
 Class III Storage and Issue Section
 Class III/V Distribution Section
 Class V (ATP)

TASK: Perform Demobilization Station Activities (63-2-4824)
 (FM 100-17) (AR 220-10) (AR 700-84)

ITERATION: 1 2 3 4 5 M (Circle)
COMMANDER/LEADER ASSESSMENT: T P U (Circle)

CONDITIONS: The unit has redeployed to CONUS via airlift and arrived at the designated demobilization station via prearranged transportation. APOD activities (see 63-2-4821) have been completed. The higher HQ has an advance party at the demobilization station to assist in coordinating demobilization activities. Transportation support is available. The Redeployment Movement Plan and port call message are available. The unit has a trained officer and/or NCO appointed as UMO and alternate UMO. The unit is deploying as part of a higher HQ redeployment. Demobilization station activities are performed under all day or night environmental conditions. Some iterations of this task should be performed in MOPP4.

TASK STANDARDS: Demobilization station activities are performed in accordance with the Redeployment Movement Plan and higher HQ guidance.

TASK STEPS AND PERFORMANCE MEASURES	GO	NO-GO
<p>* 1. Commander directs demobilization station activities.</p> <ul style="list-style-type: none"> a. Verifies accountability of personnel, weapons, and equipment. b. Notifies higher HQ advance party representative that the unit has arrived at the demobilization station. c. Directs unit HQ to coordinate with demobilization station operations section to verify life support for unit personnel, processing schedules, procedures, and requirements. d. Briefs unit on demobilization station duties and responsibilities. e. Directs convoy preparation activities. f. Verifies unit personnel have been fully briefed on entitlements. g. Verifies unit has completed reverse SRP process or verified arrangements for holdover personnel. h. Coordinates with higher HQ staff elements and rear detachment, if applicable, on status of welcome home activities at home station. i. Verifies unit convoy is prepared to cross SP, if applicable. j. Briefs the higher HQ commander or designated representative on status of demobilization station activities. k. Enforces safety procedures in accordance with SOP and publications. l. Monitors environmental stewardship protection program procedures. <p>* 2. UMO supervises demobilization station movement activities.</p> <ul style="list-style-type: none"> a. Prepares and/or updates movement plans for all modes of transportation. b. Coordinates with S4 and/or AACG officials for transportation, maintenance, logistics, and other support, as required. 		

TASK STEPS AND PERFORMANCE MEASURES	GO	NO-GO
<p>c. Coordinates with S2/S3 representative, PMCT, or AACG to verify movement schedules, procedures, and requirements.</p> <p>d. Supervises off-loading and staging of unit vehicles in accordance with AACG guidance, if applicable.</p> <p>e. Coordinates with S2/S3 representative for convoy clearance.</p> <p>f. Supervises preparation of convey for movement to home station, if necessary.</p> <p>g. Enforces safety procedures in accordance with SOP and publications.</p> <p>NOTE: See task steps two through five of Task 63-2-4808 for detailed convoy preparation procedures.</p> <p>h. Enforces environmental stewardship protection program procedures.</p> <p>3. Unit HQ supervises demobilization station activities.</p> <p>a. Establishes accountability of personnel, weapons, and equipment.</p> <p>b. Verifies life support and logistical support for unit personnel with demobilization station staff elements.</p> <p>c. Directs unit to secure weapons, sensitive items, and classified documents in their respective secure storage site(s).</p> <p>d. Directs unit to report to designated location for reverse SRP briefing.</p> <p>e. Monitors reverse SRP for unit personnel to resolve problems if they occur.</p> <p>f. Verifies unit personnel have completed all reverse SRP stations, as necessary.</p> <p>g. Verifies transportation arrangements for all unit personnel.</p> <p>h. Enforces safety procedures in accordance with SOP and publications.</p> <p>i. Enforces environmental stewardship protection program procedures.</p> <p>4. Unit performs demobilization station activities.</p> <p>a. Assembles in designated location for reverse SRP briefings.</p> <p>b. Performs reverse SRP activities, as directed.</p> <p>c. Prepares for departure via convoy and/or government transportation to home station.</p> <p>d. Prepares convoy for movement to home station, if necessary.</p> <p>NOTE: See steps two through five of Task 63-2-4808 for detailed convoy preparation.</p> <p>e. Loads baggage on transportation for movement to home station, as directed.</p> <p>f. Boards transportation for movement to home station, as directed.</p> <p>g. Employs safety procedures in accordance with SOP and publications.</p> <p>h. Employs environmental stewardship protection program procedures.</p>		

TASK PERFORMANCE / EVALUATION SUMMARY BLOCK							
ITERATION	1	2	3	4	5	M	TOTAL
TOTAL TASK STEPS EVALUATED							
TOTAL TASK STEPS "GO"							
TRAINING STATUS "GO"/"NO-GO"							

"*" indicates a leader task step.

SUPPORTING INDIVIDUAL TASKS: NONE

SUPPORTING COLLECTIVE TASKS

Task Number	Task Title
63-2-4822	Perform Home Station Activities

OPFOR TASKS AND STANDARDS: NONE

ELEMENT: Company Headquarters

TASK: Conduct Integration Activities (63-2-4825)
 (FM 100-17-3) (AR 220-1) (AR 710-2)
 (FM 100-17) (FM 20-3) (FM 21-10)
 (FM 4-01.011) (FM 4-30.3)

ITERATION: 1 2 3 4 5 M (Circle)

COMMANDER/LEADER ASSESSMENT: T P U (Circle)

CONDITIONS: The unit is in the process of deploying following receipt of an OPORD. The unit has arrived at the POD, moved through the designated staging site, and has closed in the TAA. Prior to onward movement from the staging area, the unit verified that it met mission readiness criteria. The unit initiates command and control procedures with the gaining command. The unit security plan, unit access rosters, TSOP, and current maps are available. The unit is deploying as part of a higher echelon deployment. Integration activities are performed under all day or night environmental conditions. Some iterations of this task should be performed in MOPP4.

TASK STANDARDS: Personnel and equipment are combat ready and integrated into the operational mission of the gaining tactical force commander.

TASK STEPS AND PERFORMANCE MEASURES	GO	NO-GO
<p>* 1. Gaining Commander supervises integration activities.</p> <ul style="list-style-type: none"> a. Directs communications link-up into gaining command net. <p>NOTE: Communications link-up will be performed through analog and/or digital means, if so equipped.</p> <ul style="list-style-type: none"> b. Directs unit to occupy area designated by gaining command. c. Directs unit HQ to integrate unit security plan into gaining command's operational force protection measures. d. Directs unit HQ to integrate into the gaining command's CSS system. e. Directs unit HQ to submit reports in accordance with gaining command SOP/OPLANs. <p>NOTE: Unit HQ will use analog and/or digital communications, wire or messenger to submit reports.</p> <p>2. Unit HQ completes integration actions.</p> <ul style="list-style-type: none"> a. Enters tactical communications net. <p>NOTE: Unit HQ will enter analog and/or digital communications nets, if so equipped.</p> <ul style="list-style-type: none"> b. Integrates unit into TAA security plan. c. Clarifies operational mission parameters with S2/S3. d. Submits required reports to gaining command. <p>NOTE: Unit HQ will submit reports using analog and/or digital communications.</p> <ul style="list-style-type: none"> e. Conducts training as directed by gaining command. f. Coordinates support requirements with gaining command. <p>NOTE: Unit HQ will submit reports using analog and/or digital communications.</p> <ul style="list-style-type: none"> g. Establishes direct support relationships with various support elements in the support structure to include supply, services, maintenance, and medical. h. Assumes missions as directed by gaining command. 		

TASK PERFORMANCE / EVALUATION SUMMARY BLOCK							
ITERATION	1	2	3	4	5	M	TOTAL
TOTAL TASK STEPS EVALUATED							
TOTAL TASK STEPS "GO"							
TRAINING STATUS "GO"/"NO-GO"							

"*" indicates a leader task step.

SUPPORTING INDIVIDUAL TASKS: NONE

SUPPORTING COLLECTIVE TASKS

Task Number	Task Title
63-2-4811	Perform Aerial Port of Debarkation Activities for Deployment
63-2-4812	Perform Sea Port of Debarkation Activities for Deployment
63-2-4813	Prepare Equipment Reception Team for Tactical Road March

OPFOR TASKS AND STANDARDS: NONE

- ELEMENTS:** Company Headquarters
 Supply Platoon Headquarters
 Class I and General Supply Section
 Class IX Shipment/Receiving Section
 Class IX Storage and Issue Section
 Class IX RX Section
 Class III/V Platoon Headquarters
 Class III Storage and Issue Section
 Class III/V Distribution Section
 Class V (ATP)

TASK: Conduct Staging Activities (63-2-4826)
 (FM 100-17-3) (AR 220-1) (FM 100-17)
 (FM 20-3) (FM 21-10) (FM 3-100.4)
 (FM 3-11.4) (FM 4-30.3)

ITERATION: 1 2 3 4 5 M (Circle)

COMMANDER/LEADER ASSESSMENT: T P U (Circle)

CONDITIONS: The unit is in the process of deploying to a theater of operations following receipt of an OPORD. The unit has arrived in-theater at the APOD and has moved to the TSB for reuniting with unit equipment. The unit's Equipment Reception Team has just arrived at the TSB from the SPOD with unit equipment. The unit movement plan, security plan, unit access rosters, TSOP, and current maps are available. The unit has a trained officer NCO appointed as UMO and alternate UMO. The unit is deploying as part of a higher echelon deployment. Staging activities are performed under all day or night environmental conditions. Some iterations of this task should be performed in MOPP4.

TASK STANDARDS: Personnel and equipment are mission capable, configured for the specific mission, and prepared for onward movement to the TAA.

NOTE: Since staging bases is not always available, units should be prepared to move directly to the TAA or into their AO from the port staging area. When this is necessary, the marshaling/staging functions are performed in a designated staging area in the vicinity of the port.

TASK STEPS AND PERFORMANCE MEASURES	GO	NO-GO
<p>* 1. Commander supervises staging activities.</p> <ul style="list-style-type: none"> a. Directs unit leaders to account for unit personnel and equipment. b. Stages unit personnel and equipment in preparation for onward movement. c. Notifies command and control element of the TSB of unit arrival. d. Files initial unit status report as directed. e. Conducts threat brief for all soldiers. f. Conducts rules of engagement brief. g. Directs movement planning. h. Prepares unit for mission. i. Receives daily situational briefings from higher HQ or TSB command and control element. j. Briefs higher HQ or TSB command and control element on status of unit. k. Notifies TSB when readiness is achieved. l. Monitors environmental stewardship protection program procedures. 		
<p>2. Unit performs marshalling activities.</p> <ul style="list-style-type: none"> a. Establishes command post. b. Verifies accountability of personnel and equipment. c. Coordinates with TSB command and control element for life support. 		

TASK STEPS AND PERFORMANCE MEASURES	GO	NO-GO
<ul style="list-style-type: none"> d. Provides information concerning staging area activities based on TSB SOP to element leaders. e. Conducts risk assessment for onward movement. f. Establishes communications with TSB command and control element and higher-level commands. g. Establishes training objectives to be completed in the staging area. h. Verifies routes of march and support arrangements. i. Reports incremental buildup of combat power in accordance with TSB SOP. j. Conducts daily meetings with TSB command and control element. k. Monitors environmental stewardship protection program procedures. 		
<p>* 3. Unit performs premovement activities.</p> <ul style="list-style-type: none"> a. Stages equipment in correct configuration for onward movement. b. Plans onward movement to the TAA or location designated by the gaining command. c. Coordinates with PMCT or MCT for onward movement. d. Prepares vehicles and equipment for movement. e. Verifies equipment is properly loaded on vehicles. f. Identifies convoy support centers on route of march. g. Prepares movement order. h. Briefs convoy personnel. i. Verifies SP time is established. j. Monitors environmental protection program procedures. 		
<p>4. Unit conducts logistics activities.</p> <ul style="list-style-type: none"> a. Verifies life support needs are met for unit personnel. b. Performs maintenance activities to ensure all equipment is serviceable and operational, to include refueling and maintenance checks and services. c. Uploads equipment and supplies onto vehicles. d. Inventories all property. e. Identifies all shortages. f. Signs hand receipts, as needed. g. Maintains personnel accountability. h. Draws basic loads (classes I, II, III, IV, V, VI, VIII, and IX) and maps, as needed. i. Initiates security measures as directed. j. Performs force protection. k. Conducts training, as needed. l. Conducts test driving, bore sighting, range activities, as directed. m. Employs environmental stewardship protection program procedures. 		

TASK PERFORMANCE / EVALUATION SUMMARY BLOCK							
ITERATION	1	2	3	4	5	M	TOTAL
TOTAL TASK STEPS EVALUATED							
TOTAL TASK STEPS "GO"							
TRAINING STATUS "GO"/"NO-GO"							

"*" indicates a leader task step.

SUPPORTING INDIVIDUAL TASKS: NONE

SUPPORTING COLLECTIVE TASKS

Task Number	Task Title
63-2-4811	Perform Aerial Port of Debarkation Activities for Deployment
63-2-4812	Perform Sea Port of Debarkation Activities for Deployment
63-2-4813	Prepare Equipment Reception Team for Tactical Road March

OPFOR TASKS AND STANDARDS: NONE

- ELEMENTS:** Company Headquarters
 Supply Platoon Headquarters
 Class I and General Supply Section
 Class IX Shipment/Receiving Section
 Class IX Storage and Issue Section
 Class IX RX Section
 Class III/V Platoon Headquarters
 Class III Storage and Issue Section
 Class III/V Distribution Section
 Class V (ATP)

TASK: Use Passive Air Defense Measures (63-2-4307)
 (FM 44-8) (FM 20-3) (FM 3-11.4)
 (FM 44-80) (STP 21-1-SMCT) (STP 21-24-SMCT)

ITERATION: 1 2 3 4 5 M (Circle)

COMMANDER/LEADER ASSESSMENT: T P U (Circle)

CONDITIONS: Threat aircraft have been sighted and reported to be in the unit's general area. The unit has analog and/or digital communications with higher HQ. The higher HQ OPORD, unit TSOP, and higher HQ TSOP are available. The higher HQ staff element has issued an air defense weapon status "hold" for the area. The unit is currently providing support for tactical operations. Field expedient and natural shelters are available. This task is performed under all day or night environmental conditions. The unit is subject to air, NBC, and all levels of threat forces attacks. Some iterations of this task should be performed in MOPP4.

TASK STANDARDS: All available resources are employed to hide the unit from detection by air, and to lessen its vulnerability if attacked. At MOPP4, air watch activities are degraded significantly due to eye-lens distortion.

TASK STEPS AND PERFORMANCE MEASURES	GO	NO-GO
1. Unit employs camouflage and concealment techniques. <ul style="list-style-type: none"> a. Covers all shiny items with emphasis on windshields, mirrors, headlights, and taillights. b. Camouflages vehicles, tents, and supplies so they are not seen from above. c. Disperses vehicles, tents, and supplies at distances consistent with the size of the area to reduce vulnerability to air attacks. d. Constructs field fortifications with available materials that protect personnel and mission-essential equipment. e. Establishes attack alarm procedures. f. Rehearses alarm procedures. 		
* 2. Commander and leaders supervise air watch activities. <ul style="list-style-type: none"> a. Direct manning of the OP that provides an early warning of approaching aircraft. b. Establish a listening watch on the air defense early warning radio net, if equipment is available. c. Depict on the map board current threat aircraft sightings in the immediate area. d. Forward all aircraft sightings with direction of flight to the higher HQ staff element using analog and/or digital communications, if time and situation permit. 		

TASK STEPS AND PERFORMANCE MEASURES	GO	NO-GO
<p>3. Unit personnel react to aircraft sightings.</p> <ul style="list-style-type: none"> a. Sound prescribed alarm to alert all unit personnel of the presence of threat aircraft. b. Occupy predesignated fighting positions and field fortifications. c. Maintain constant surveillance of assigned search sector. d. Identify threat aircraft visually. e. Remain concealed and hold fire to avoid revealing position. f. Restrict movement of vehicles or movement of personnel in open areas. <p>* 4. Commander and leaders supervise post-attack activities.</p> <ul style="list-style-type: none"> a. Sound "All Clear" signal as directed by unit HQ. b. Forward damage report and personnel status report to higher HQ staff elements using analog and/or digital communications. c. Submit PIR to higher HQ staff element using analog and/or digital communications or messenger. d. Coordinate casualty treatment and evacuation with higher HQ S1 using analog and/or digital communications or messenger. e. Submit casualty forms to the S1 within 24 hours. f. Direct clearing of mission-hindering destroyed supplies and equipment. g. Coordinate changes or delays to support plan caused by air attack with higher HQ S2/S3 and support operations Section using analog and/or digital communications or messenger. h. Coordinate replacement of personnel with higher headquarters S1 using analog and/or digital communications or messenger. i. Coordinate replacement of equipment with higher HQ S4 using analog and/or digital communications. <p>NOTE: Use ULLS-G to make requisitions for repair parts. ULLS-S4 is used to request equipment replacements</p> <ul style="list-style-type: none"> j. Direct unit to continue assigned mission. <p>5. Unit personnel perform post-attack activities.</p> <ul style="list-style-type: none"> a. Treat casualties. <p>NOTE: See Task 08-2-0003.63-0001 for detailed treatment procedures.</p> <ul style="list-style-type: none"> b. Transport casualties. <p>NOTE: See Task 08-2-C316.63 for detail casualty transportation procedures.</p> <ul style="list-style-type: none"> c. Reconstruct damaged fighting positions and field fortifications. d. Repair damaged camouflage material. e. Move KIA remains and personal effects to a predesignated location. f. Report casualties to CP using analog and/or digital communications or messenger. g. Clear debris from area essential to mission accomplishment. h. Continue mission as directed by the commander. 		

TASK PERFORMANCE / EVALUATION SUMMARY BLOCK							
ITERATION	1	2	3	4	5	M	TOTAL
TOTAL TASK STEPS EVALUATED							
TOTAL TASK STEPS "GO"							
TRAINING STATUS "GO"/"NO-GO"							

"*" indicates a leader task step.

SUPPORTING INDIVIDUAL TASKS: NONE

SUPPORTING COLLECTIVE TASKS

Task Number	Task Title
63-2-4010	Plan Unit Defense
63-2-4011	Set Up Unit Defense
63-2-4016	Employ Operations Security Measures
63-2-4306	Employ Physical Security Measures

OPFOR TASKS AND STANDARDS

TASK: CONDUCT AERIAL RECONNAISSANCE (63-OPFOR-1007)

CONDITION: OPFOR HQ requires intelligence on the location and identification of enemy elements. Aircraft is dispatched to take photographs and conduct a visual inspection of enemy rear area.

STANDARD: 1. Photograph assigned sectors. 2. Make quick visual checks where cloud ceiling is low. 3. Locate enemy positions in the rear area, particularly support and storage bases, and C2 facilities. 4. Report PIR and other information requirements to OPFOR HQ.

- ELEMENTS:** Company Headquarters
 Supply Platoon Headquarters
 Class I and General Supply Section
 Class IX Shipment/Receiving Section
 Class IX Storage and Issue Section
 Class IX RX Section
 Class III/V Platoon Headquarters
 Class III Storage and Issue Section
 Class III/V Distribution Section
 Class V (ATP)

TASK: Take Active Air Defense Measures Against Hostile Aircraft (63-2-4308)
 (FM 44-8) (FM 3-11.4) (FM 3-5)
 (FM 44-80) (STP 21-1-SMCT) (STP 21-24-SMCT)

ITERATION: 1 2 3 4 5 M (Circle)

COMMANDER/LEADER ASSESSMENT: T P U (Circle)

CONDITIONS: The unit received an early warning of unknown or hostile aircraft in the area. The unit is tactically deployed supporting combat operations. The unit has analog and/or digital communications with higher HQ. Higher HQ OPORD, the unit TSOP, and higher HQ TSOP are available. Weapon control status is "WEAPONS HOLD." An air attack has caused casualties and damage to the operating area and facilities. This task is performed under all day or night environmental conditions. The unit is subject to air, NBC, and all levels of threat force attacks. Some iterations of this task should be performed in MOPP4.

TASK STANDARDS: Unit repulses attacking aircraft. At MOPP4, air search, aircraft engagement, and post-attack activities are significantly degraded due to protective clothing and eye-lens distortion.

TASK STEPS AND PERFORMANCE MEASURES	GO	NO-GO
1. Unit personnel employ preparatory measures before engaging hostile aircraft. <ul style="list-style-type: none"> a. Alert all personnel of the presence of hostile aircraft using analog and/or digital communications and local alarms if situation permits. b. Occupy predesignated fighting positions and field fortifications. c. Search assigned sector for approaching aircraft. d. Identify threat aircraft visually. e. Report all aircraft actions to S3 Section using analog and/or digital communications. f. Prepare personnel to fire on orders of senior individual present or automatically return fire, if fired upon by aircraft. 		
2. Unit engages hostile aircraft. <ul style="list-style-type: none"> a. Places weapon on highest rate of fire. b. Selects proper aim point for type of aircraft and direction of flight. c. Engages hostile aircraft with all available small arms until destroyed or warded off. 		
* 3. Commander and leaders supervise post attack activities. <ul style="list-style-type: none"> a. Give "All Clear" signal when hostile aircraft have departed the area. b. Forward damage report and personnel status report to S1 Section using analog and/or digital communications. 		

TASK STEPS AND PERFORMANCE MEASURES	GO	NO-GO
<p>c. Submit personnel SITREP to S1 Section using analog and/or digital communications, including casualty forms within 24 hours.</p> <p>d. Coordinate casualty treatment and evacuation with S1 Section using analog and/or digital communications.</p> <p>e. Direct clearing of mission-hindering destroyed supplies and equipment.</p> <p>f. Coordinate changes or delays to support plan caused by air attack with support operations section, battalion support operations section and supported maneuver battalion S4 Section using analog and/or digital communications.</p> <p>g. Coordinate replacement of personnel with the S1 Section using analog and/or digital communications.</p> <p>h. Coordinate replacement of equipment with S4 Section using ULLS-G to request repair parts and ULLS-S4 to request equipment replacements.</p> <p>i. Direct unit to continue assigned mission.</p> <p>4. Unit personnel perform post-attack activities.</p> <p>a. Treat casualties.</p> <p>NOTE: See Task 08-2-0003.63-0001 for detailed treatment procedures.</p> <p>b. Report casualties to CP using analog and/or digital communications or messenger.</p> <p>c. Transport casualties.</p> <p>NOTE: See Task 08-2-C316.63 for detailed transportation procedures.</p> <p>d. Reconstruct damaged fighting positions and field fortifications.</p>		

TASK PERFORMANCE / EVALUATION SUMMARY BLOCK							
ITERATION	1	2	3	4	5	M	TOTAL
TOTAL TASK STEPS EVALUATED							
TOTAL TASK STEPS "GO"							
TRAINING STATUS "GO"/"NO-GO"							

"*" indicates a leader task step.

SUPPORTING INDIVIDUAL TASKS: NONE

SUPPORTING COLLECTIVE TASKS

Task Number	Task Title
63-2-4011	Set Up Unit Defense
63-2-4016	Employ Operations Security Measures
63-2-4306	Employ Physical Security Measures

OPFOR TASKS AND STANDARDS

TASK: CONDUCT AIR ATTACKS (63-OPFOR-1006)

CONDITION: OPFOR elements in the rear area have forwarded the positions of enemy support sites and/or the locations of road march elements to OPFOR HQ. OPFOR aircraft have been dispatched to attack enemy installations or convoys.

STANDARD: 1. Locate command and control site(s) or convoys. 2. Conduct attack runs on designated target(s). 3. Destroy enemy equipment, supplies, vehicles, and personnel.

- ELEMENTS:** Company Headquarters
 Supply Platoon Headquarters
 Class I and General Supply Section
 Class IX Shipment/Receiving Section
 Class IX Storage and Issue Section
 Class IX RX Section
 Class III/V Platoon Headquarters
 Class III Storage and Issue Section
 Class III/V Distribution Section
 Class V (ATP)

TASK: Cross a Radiologically Contaminated Area (63-2-4005)
 (FM 3-3) (FM 3-11.4)

ITERATION: 1M 2M 3M 4M 5M (Circle)
COMMANDER/LEADER ASSESSMENT: T P U (Circle)

CONDITIONS: Orders are received from higher HQ staff element to cross a radiologically contaminated area. The unit has analog and/or digital communications with higher HQ. The higher HQ OPORD, the unit TSOP, and higher HQ TSOP are available. The unit is conducting a tactical road march. NBC reconnaissance, survey, and survey control teams have been designated. The general area of contamination has been identified. The area cannot be bypassed without unacceptable delay to the move. Higher HQ staff element coordinates for additional NBC decontamination support. Assembly areas may be in concealed locations or alongside roads as the tactical situation dictates. This task is performed under all day or night environmental conditions. The unit is subject to air, NBC, and ground Level I threat forces attack. This task is always performed in MOPP4.

TASK STANDARDS: Unit crosses contaminated area by shortest route possible. At MOPP4, performance degradation factors increase time required to cross contaminated area.

TASK STEPS AND PERFORMANCE MEASURES	GO	NO-GO
1. Leading convoy element employs immediate protective measures. <ul style="list-style-type: none"> a. Covers nose and mouth with handkerchief or clean rag. b. Dons designated MOPP gear to reduce skin exposure. c. Covers all equipment, munitions, fuel, and water containers. d. Zeros dosimeters. e. Wears individual dosimeters (selected personnel). f. Performs basic soldier skill decontamination. g. Occupies closed vehicles (nonessential personnel). 		
* 2. March commander relays NBC information to convoy elements. <ul style="list-style-type: none"> a. Plots contamination area on map overlay(s). b. Notifies all march elements of reported location and type of contamination using analog and/or digital communications. c. Designates assembly area(s) for convoy elements to complete preparations to cross area. d. Directs required protective measures and MOPP level for assembly area(s). e. Reports locations of assembly area(s), halt time, and tentative resumption time to the higher HQ staff element using analog and/or digital communications. f. Forwards NBC 4 nuclear reports to the higher HQ staff element using analog and/or digital communications. g. Directs recording of dose rates in accordance with time intervals established in the TSOP. 		

TASK STEPS AND PERFORMANCE MEASURES	GO	NO-GO
<p>3. March elements occupy assembly area(s).</p> <ul style="list-style-type: none"> a. Move into assembly area without stopping on the route of march. b. Establish perimeter security with 360-degree surveillance and crew-served weapons positioned along likely avenues of approach. c. Employ camouflage and concealment techniques with emphasis on overhead concealment, mirrors, and windshields. d. Perform during-operations PMCS in accordance with applicable TM. 		
<p>4. Designated personnel perform monitoring activities.</p> <ul style="list-style-type: none"> a. Record dose rates in accordance with time intervals specified in the TSOP. <p>NOTE: During actual fallout, dose rates must be recorded at a minimum of every 15 minutes.</p> <ul style="list-style-type: none"> b. Establish correlation factor. c. Record correlation factor. d. Report correlation factor figures to the unit defense team. e. Record dose rate at 30-minute intervals after peak dose rate has been reported. 		
<p>* 5. March commander organizes radiological reconnaissance team(s).</p> <ul style="list-style-type: none"> a. Identifies possible routes through contaminated area by map reconnaissance. b. Tasks convoy elements for vehicles, personnel, and equipment. c. Prepares overlays and/or strip maps to guide reconnaissance team(s) on assigned routes. d. Briefs reconnaissance team(s) on route, mission, and reporting procedures. 		
<p>* 6. March commander selects a crossing route.</p> <ul style="list-style-type: none"> a. Employs correlation factor to determine ground dose rates from reconnaissance survey reports. b. Identifies contamination levels for tentative routes from NBC 5 report and/or radiological survey reports. c. Forwards radiological survey data to higher HQ staff element using analog and/or digital communications. d. Establishes new exposure limits from OEG based on survey reports and in coordination with the higher HQ staff element. e. Selects best route that reduces exposure and permits the fastest travel based on METT-TC. f. Requests route clearance and approval from higher HQ staff element using analog and/or digital communications. 		
<p>* 7. March commander supervises crossing preparation activities.</p> <ul style="list-style-type: none"> a. Maintains situational awareness at all times using analog and/or digital communications. b. Assigns crossing time(s) for all convoy elements. c. Assigns assembly area location(s) for all convoy elements on the other side of the contaminated area for hasty decontamination. d. Directs placement of extra shielding consistent with available materials. e. Directs precautionary measures and MOPP level required for crossing. f. Coordinates Call For Support with higher HQ staff element for hasty and deliberate decontamination support using analog and/or digital communications. 		
<p>8. NBC reconnaissance team(s) conducts a radiological route survey.</p> <ul style="list-style-type: none"> a. Employ MOPP level 4. b. Employ additional shielding for non-armored vehicles. 		

TASK STEPS AND PERFORMANCE MEASURES	GO	NO-GO
<ul style="list-style-type: none"> c. Inspect serviceability of all radiacmeters and other reconnaissance equipment. d. Plot checkpoints and distance intervals along route on overlays, based on tactical situation and time available. e. Employ radiacmeters and dosimeters to measure dose-rate readings inside the vehicle(s) at selected intervals between the checkpoints along the route. f. Employ radiacmeters to measure dose-rate readings outside the vehicle(s) to determine the correlation factor. g. Report survey data to convoy commander using analog and/or digital communications or radio. h. Place entrance markers at boundary of contaminated area. <p>NOTE: Markers should face away from the contaminated area in order to facilitate identification by convoy lead vehicle.</p> <ul style="list-style-type: none"> i. Report location of contaminated areas to convoy commander via NBC 4 nuclear report format. j. Report reading, time, and location of contamination detection to the higher HQ staff element using analog and/or digital communications. k. Terminate radiological survey activities when turnback dose or turnback dose rate is reached, or when the specified area has been reconnoitered. 		
<p>9. Unit prepares to cross contaminated area.</p> <ul style="list-style-type: none"> a. Employs MOPP level 4. b. Employs equipment and cargo protection measures. c. Closes all air vents and windows on vehicles. d. Employs extra shielding for non-armored vehicles. 		
<p>10. Unit crosses contaminated area.</p> <ul style="list-style-type: none"> a. Follows route as marked by reconnaissance party or by overlay. b. Employs precautions that reduce dust. c. Avoids low ground, overhead branches, and heavy brush. d. Moves as quickly as possible across contaminated area without unnecessary halts and delays. e. Verifies that all vehicles have crossed the contaminated area and are out of the affected area before stopping. f. Forwards crossing report to march commander using analog and/or digital communications. 		
<p>*11. March commander supervises crossing of contaminated area.</p> <ul style="list-style-type: none"> a. Establishes extended interval or staggered parallel routes to minimize radioactive dust pickup. b. Monitors convoy elements crossings to ensure compliance with TSOP. c. Maintains communications with all march elements during crossing using analog and/or digital communications. d. Directs dropping of all expendable covering materials at the edge of the contaminated area. e. Forwards crossing report to the higher HQ staff element when all convoy elements have crossed the contaminated area using analog and/or digital communications. 		
<p>*12. March commander supervises decontamination measures.</p> <ul style="list-style-type: none"> a. Identifies level of decontamination required in coordination with higher HQ staff element. b. Directs implementation of basic soldier skill decontamination based on level of contamination, weather, and tactical situation. 		

TASK STEPS AND PERFORMANCE MEASURES	GO	NO-GO
<ul style="list-style-type: none"> c. Directs implementation of hasty decontamination based on level of contamination, weather, and the tactical situation. d. Enforces OPSEC measures during decontamination operations. e. Records radiation level readings from selected personnel wearing dosimeters. f. Forwards radiation exposure status to higher HQ staff element using analog and/or digital communications. g. Coordinates Call For Support for detailed decontamination support with higher HQ staff using analog and/or digital communications. h. Monitors personnel for symptoms of radiation sickness. 		
<p>13. Unit performs radiological decontamination.</p> <ul style="list-style-type: none"> a. Locates radiological contamination using unit radiacmeter. b. Performs personal wipedown technique on individual equipment within 15 minutes of contamination by brushing, scraping, or shaking dry contaminant from equipment, if possible. c. Washes exposed area of skin with soap and water. d. Wipes off mask, hood, helmet, gloves, footwear covers, and other personal equipment with soapy water. e. Disposes of contaminated dust and articles in accordance with prescribed techniques in higher HQ OPORD and the battalion and unit TSOP. f. Measures level of residual radiation using radiacmeters to determine if contamination is negligible. g. Assists in hasty decontamination of equipment (vehicle washdown). h. Conducts deliberate decontamination. i. Constructs sumps and runoff ditches to control contaminated drainage. 		
<p>*14. March commander coordinates resumption of road march.</p> <ul style="list-style-type: none"> a. Designates SP location and times for all convoy elements. b. Reschedules checkpoint and RP crossing times in coordination with higher HQ staff element. c. Provides new march instructions to all convoy elements. d. Directs covering and marking of contaminated runoff areas. e. Affixes locations of contaminated runoff areas on map overlay(s). f. Forwards march resumption reports to the higher HQ staff element using analog and/or digital communications. 		
<p>15. Unit performs march resumption activities.</p> <ul style="list-style-type: none"> a. Covers areas used for decontamination. b. Marks entrance and exit to contaminated area. c. Records radiation dose readings of areas used for decontamination operations. d. Crosses new SP at time prescribed by the convoy commander. 		

TASK PERFORMANCE / EVALUATION SUMMARY BLOCK							
ITERATION	1M	2M	3M	4M	5M		TOTAL
TOTAL TASK STEPS EVALUATED							
TOTAL TASK STEPS "GO"							
TRAINING STATUS "GO"/"NO-GO"							

"*" indicates a leader task step.

SUPPORTING INDIVIDUAL TASKS: NONE

SUPPORTING COLLECTIVE TASKS

Task Number	Task Title
63-2-4001	Plan Unit Move
63-2-4002	Prepare Unit to Move

OPFOR TASKS AND STANDARDS

TASK: DISRUPT ENEMY MOVEMENT AND OPERATIONS USING PERSISTENT AND NON-PERSISTENT CHEMICAL WEAPONS (63-OPFOR-1001)

CONDITION: OPFOR units deliver chemical agents by means of conventional artillery weapons or aircraft along selected routes and key bases in the rear area.

STANDARD: 1. Deliver chemical agents in low lying and/or densely wooded areas. 2. Delay movement of enemy supplies and equipment to forward areas by disrupting C2 system. 3. Restrict enemy units movement in rear area. 4. Channel movement into predesignated ambush areas. 5. Contaminate enemy supplies and equipment. 6. Inflict casualties on enemy forces.

- ELEMENTS:** Company Headquarters
 Supply Platoon Headquarters
 Class I and General Supply Section
 Class IX Shipment/Receiving Section
 Class IX Storage and Issue Section
 Class IX RX Section
 Class III/V Platoon Headquarters
 Class III Storage and Issue Section
 Class III/V Distribution Section
 Class V (ATP)

TASK: Defend Convoy Elements (63-2-4006)
 (FM 55-30) (FM 3-11.4) (FM 44-8)

ITERATION: 1 2 3 4 5 M (Circle)
COMMANDER/LEADER ASSESSMENT: T P U (Circle)

CONDITIONS: Threat forces attack the march column. The unit has analog and/or digital communications with higher HQ. The higher HQ OPORD with all annexes and overlays, unit TSOP, and higher HQ TSOP are available. The unit is conducting a tactical road march. CAS sorties and indirect fire support have been allocated, but with low priority. Pyrotechnics are available for signaling and marking locations. This task is conducted under all day or night environmental conditions. The threat is capable of launching air, NBC, and ground Level I threat forces attack. Some iterations of this task should be performed in MOPP4. Some iterations of this task should be performed in MOPP4.

TASK STANDARDS: Attacks are repelled by proper immediate action techniques, and march is resumed in accordance with TSOP and movement order. At MOPP4, performance degradation factors increase response times.

TASK STEPS AND PERFORMANCE MEASURES	GO	NO-GO
<p>* 1. Convoy commander supervises reaction to sniper fire.</p> <ul style="list-style-type: none"> a. Locates approximate location of sniper incident on map from convoy element reports using analog and/or digital communications or individual reports. b. Identifies whether area is a free fire zone or restricted fire zone. c. Authorizes return fire only if sniper(s) are located. d. Directs march elements to increase march speed and interval between vehicles until they have cleared the area using analog and/or digital communications or visual signals. e. Provides instructions to follow-on convoy elements using analog and/or digital communications. f. Forwards incident report to higher HQ staff element using analog and/or digital communications. <p>2. Unit takes action against sniper fire.</p> <ul style="list-style-type: none"> a. Maintains situational awareness using analog and/or digital communications. b. Reports sniper fire to convoy commander immediately upon contact. c. Returns fire immediately that kills snipers or suppresses their fire (designated personnel only). d. Increases column rate of march and vehicle interval. 		

TASK STEPS AND PERFORMANCE MEASURES	GO	NO-GO
<p>* 3. Convoy commander supervises defense against ambush, road blocked, or road not blocked.</p> <ul style="list-style-type: none"> a. Identifies location of ambush site on map with map overlay using analog and/or digital communications. b. Directs convoy elements under attack to employ correct protective actions as prescribed in higher HQ movement order and TSOP. c. Provides instructions on halt points and security requirements to all convoy elements. d. Forwards initial incident report to higher HQ staff element using analog and/or digital communications. e. Directs hardened vehicles with automatic fire capability into position to lay down concentrated fire on threat position(s). f. Directs the convoy elements ahead and convoy element following to organize security teams to attack flanks of threat ambush party. g. Maintains constant communications with all convoy elements engaging threat to immediately make adjustments to tactical situation using analog and/or digital communications. h. Forwards subsequent SITREP reports to higher HQ staff element as situation changes using analog and/or digital communications. i. Requests immediate CAS and/or indirect fire support from higher HQ staff element using analog and/or digital communications. j. Directs use of pyrotechnics for signaling or marking areas. k. Develops contingency plans to displace elements not under attack and withdraw elements under attack. 		
<p>4. Unit defends against ground ambush (road not blocked).</p> <ul style="list-style-type: none"> a. Reports ambush to convoy commander immediately upon contact using analog and/or digital communications. b. Identifies threat location(s). c. Returns fire immediately that kills threat and suppresses their fire (non-driving personnel). d. Stops vehicles (not in kill zone). e. Increases rate of march until out of kill zone (vehicles in kill zone). f. Keeps roadway clear by pushing disabled vehicles aside. g. Organizes security element(s) of soldiers not in kill zone (senior member present). h. Directs fire and maneuver of security elements to allow remaining vehicles to pass through kill zone (senior member present). i. Forwards SITREP to convoy commander using analog and/or digital communications. 		
<p>5. Unit defends against ground attack (road blocked).</p> <ul style="list-style-type: none"> a. Reports ambush to convoy commander immediately upon contact. b. Dismounts vehicles on opposite side of direction of ambush. c. Returns fire immediately which kills threat or suppresses their fire (soldiers in kill zone). d. Takes up firing positions while awaiting orders (soldiers not in kill zone). e. Organizes security element(s) of soldiers not in kill zone (senior member present). f. Directs fire and maneuver of security elements to allow removal of roadblock (senior member present). g. Forwards SITREP to convoy commander using analog and/or digital communications. 		

TASK STEPS AND PERFORMANCE MEASURES	GO	NO-GO
<p>* 6. Convoy commander requests indirect fire support.</p> <ul style="list-style-type: none"> a. Requests fire support in accordance with instructions in the higher HQ movement order or TSOP using analog and/or digital communications. b. Identifies grid direction to threat location. c. Identifies threat target location using grid coordinates or shift from a known point. d. Transmits call for fire in proper sequence using analog and/or digital communications. e. Transmits fire adjustment information in proper sequence to the fire support element, if an "adjust fire" mission is required, using analog and/or digital communications. f. Transmits "end of mission" and surveillance report, if fire was sufficient, using analog and/or digital communications. 		
<p>* 7. Convoy commander requests CAS.</p> <ul style="list-style-type: none"> a. Verifies threat position(s). b. Requests CAS by means prescribed in higher HQ movement order using analog and/or digital communications. c. Supervises preparation of unit personnel for friendly strike. d. Directs marking of friendly unit location(s) with prescribed colored smoke. e. Communicates strike effectiveness to higher HQ staff element using analog and/or digital communications. 		
<p>8. Unit employs passive defense measures against air attack.</p> <ul style="list-style-type: none"> a. Provides the prescribed signal to alert column. b. Staggers vehicles to avoid linear patterns. c. Drives vehicle in shadows or wood line. d. Assumes firing positions. e. Fires only upon command. f. Reports all aircraft actions to higher HQ staff element using analog and/or digital communications. 		
<p>9. Unit employs active defense measures against air attack.</p> <ul style="list-style-type: none"> a. Employs the prescribed signal to alert march elements. b. Identifies threat aircraft visually. c. Disperses vehicles to concealed locations. d. Assumes firing positions. e. Prepares crew-served weapons for firing. f. Fires weapons at attacking aircraft only if fired upon or on command. 		
<p>*10. Convoy commander supervises reorganization after attack.</p> <ul style="list-style-type: none"> a. Identifies status of all personnel, equipment, and cargo through convoy element reports using analog and/or digital communications. b. Coordinates requirements within march elements for load transfer, vehicle repairs, mortuary affairs, and medical evacuation using analog and/or digital communications. c. Requests emergency destruction authorization from higher HQ staff element for unrepairable items using analog and/or digital communications. d. Forwards SITREP to higher HQ staff element using analog and/or digital communications. 		

TASK STEPS AND PERFORMANCE MEASURES	GO	NO-GO
<p>11. Unit reorganizes after the attack.</p> <ul style="list-style-type: none"> a. Maintains 360-degree surveillance. b. Treats casualties. <p>NOTE: See Task 08-2-0003.63-0001 for detailed treatment procedures.</p> <ul style="list-style-type: none"> c. Reports casualties using analog and/or digital communications. d. Requests air ambulance support through convoy commander. e. Reestablishes chain of command, if necessary. f. Secures landing zone, if air ambulance is required. g. Evacuates casualties. <p>NOTE: See Task 63-2-4316 for detailed casualty evacuation procedures.</p> <ul style="list-style-type: none"> h. Performs mortuary affairs functions. <p>NOTE: See Task 10-2-4513 for detailed mortuary affairs procedures.</p> <ul style="list-style-type: none"> i. Assesses damage to vehicles and cargo to determine operability and repairability. j. Performs BDAR for recoverable vehicles. k. Removes critical items from unrecoverable vehicles. l. Requests emergency destruction of vehicles and non-medical equipment from march commander using analog and/or digital communications. m. Forwards SITREP to convoy commander using analog and/or digital communications. n. Reorganizes convoy elements. o. Resumes march. 		

TASK PERFORMANCE / EVALUATION SUMMARY BLOCK							
ITERATION	1	2	3	4	5	M	TOTAL
TOTAL TASK STEPS EVALUATED							
TOTAL TASK STEPS "GO"							
TRAINING STATUS "GO"/"NO-GO"							

"**" indicates a leader task step.

SUPPORTING INDIVIDUAL TASKS: NONE

SUPPORTING COLLECTIVE TASKS

Task Number	Task Title
63-2-4003	Conduct Tactical Road March

OPFOR TASKS AND STANDARDS**TASK:** CONDUCT HASTY AMBUSH (63-OPFOR-1003)

CONDITION: OPFOR element is moving in a wooded area when an enemy march element is seen moving along a nearby route.

STANDARD: 1. Prepare ambush site before arrival of enemy element. 2. Surprise enemy forces. 3. Inflict casualties within the designated kill zone. 4. Inflict damage to vehicles and equipment within the designated kill zone. 5. Delay enemy march element from reaching its destination for a specified period. 6. Withdraw, on order, within two minutes of ambush initiation. 7. Report actions to superiors.

TASK: CONDUCT DELIBERATE AMBUSH (63-OPFOR-1004)

CONDITION: OPFOR element is operating along an enemy MSR. OPFOR intelligence has reported that an enemy element is conducting a road march along the route. OPFOR has set up an ambush. The march element is approximately 15 minutes from the ambush point. OPFOR element possesses automatic weapons, antiarmor weapons, and command detonated mines. OPFOR HQ has ordered complete destruction of march element.

STANDARD: 1. Prepare ambush site before arrival of enemy element. 2. Surprise enemy forces. 3. Force enemy march element to halt in kill zone. 4. Initiate ambush on order of the OPFOR leader. 5. Kill, wound, or capture enemy personnel and destroy specified vehicles and equipment in the kill zone. 6. Engage enemy reinforcements and security elements. 7. Consolidate and withdraw from the area on order. 8. Report all specified PIR and other intelligence requirements.

TASK: CONDUCT SNIPER OPERATIONS (63-OPFOR-1005)

CONDITION: OPFOR has assigned snipers, regular and/or irregular elements, in the enemy rear area along MSR and near support sites.

STANDARD: 1. Set up well-concealed location(s). 2. Engage vehicle drivers or personnel on foot with short bursts of semi-automatic fire. 3. Kill or wound selected target. 4. Prevent position from being discovered by enemy forces. 5. Evacuate the area without being spotted. 6. Report all specified PIR and other intelligence requirements to OPFOR HQ.

- ELEMENTS:** Company Headquarters
 Supply Platoon Headquarters
 Class I and General Supply Section
 Class IX Shipment/Receiving Section
 Class IX Storage and Issue Section
 Class IX RX Section
 Class III/V Platoon Headquarters
 Class III Storage and Issue Section
 Class III/V Distribution Section
 Class V (ATP)

TASK: Set Up Unit Defense (63-2-4011)
 (FM 21-75) (FM 3-100.4) (FM 3-11.4)
 (FM 7-10)

ITERATION: 1 2 3 4 5 M (Circle)

COMMANDER/LEADER ASSESSMENT: T P U (Circle)

CONDITIONS: The unit is required to complete the setup of the unit defense in accordance with the time limit set by the commander. The unit has analog and/or digital communications with higher HQ. The higher HQ OPORD with all annexes and overlays, the unit TSOP, and higher HQ TSOP are available. Unit defense plan is available. All fighting positions, locations of obstacles, and early warning devices are selected. This task is performed under all day or night environmental conditions. The unit is subject to air, NBC, and ground Level I threat forces attack. Some iterations of this task should be performed in MOPP4. Some iterations of this task should be performed in MOPP4.

TASK STANDARDS: All preparations are completed for the defense within the time specified and in accordance with the defense plan. At MOPP4, performance degradation factors increase response times.

TASK STEPS AND PERFORMANCE MEASURES	GO	NO-GO
<p>* 1. Unit leaders supervise setup of element defensive sector.</p> <ul style="list-style-type: none"> a. Assign all personnel to primary fighting positions based on type of weapon as prescribed in the defense plan. b. Assign sectors of fire for each primary position as prescribed in the defense plan. c. Assign alternate and supplementary positions for each primary position. d. Assign sectors of fire for each supplementary position. e. Verify sectors of fire, range cards, aiming stakes, and possible dead space before authorizing construction of positions. f. Supervise construction of individual fighting positions within the element's sector. g. Supervise clearing of fields of fire. h. Supervise construction of obstacles in accordance with the defense plan. i. Supervise construction of OP/LP. j. Supervise emplacement of expedient warning device and position barriers. k. Assign personnel to unit internal reaction force in accordance with defense plan. l. Prepare defensive sector sketch showing the location and sector of fire for each weapon, all known dead space, and the location and estimated ranges to prominent terrain features within the assigned area. m. Forward sector sketch to unit leader using analog and/or digital communications or messenger. 		

TASK STEPS AND PERFORMANCE MEASURES	GO	NO-GO
<ul style="list-style-type: none"> n. Enforce safety procedures in accordance with TSOP and publications. o. Enforce environmental stewardship protection program procedures. 		
<p>2. Unit personnel construct primary fighting positions.</p> <ul style="list-style-type: none"> a. Identify position location and sector of fire as directed by unit leader. b. Dig an initial hasty fighting position at least one-half meter (18 to 20 inches) deep and with partially cleared fields of fire. c. Walk sector to determine ranges and dead space using buddy system. d. Improve hasty fighting position to a two-man position. e. Install sector of fire stakes to identify area directed by unit leader. f. Prepare appropriate range card by sighting in automatic weapons, anti armor weapons, and grenade launchers on the assigned engagement area. g. Dig position to fit the natural cover available at least armpit deep using dirt to build a parapet (front cover) at least 18 inches thick. h. Dig two trench grenade sumps, one at each end of the two-man position, and sloped toward the sumps. i. Complete clearing fields of fire, using foliage for camouflage. j. Construct overhead and flank cover for fighting position as time permits. k. Camouflage position to prevent easy detection from 35 meters. l. Report completion of primary positions to the unit leader. m. Mark alternate and supplementary positions as directed by unit leader. n. Employ safety procedures in accordance with TSOP and publications. o. Employ environmental stewardship protection program procedures. 		
<p>3. Unit personnel emplace obstacles and early warning devices.</p> <ul style="list-style-type: none"> a. Place PEWS into operation at location(s) directed by the element leader. b. Emplace man-made barriers, concertina wire, and field expedient devices in locations directed by the unit leader. c. Position trip flares and field-expedient noise devices in locations directed by the unit leader. d. Camouflage all obstacles and devices. e. Report completion of barrier emplacements to the unit leader using analog and/or digital communications or messenger. f. Employ safety procedures in accordance with TSOP and publications. g. Employ environmental stewardship protection program procedures. 		
<p>* 4. Unit leaders supervise set up of defensive sector.</p> <ul style="list-style-type: none"> a. Consolidate element defense sketches, after verification of compliance, into a unit defensive sector sketch. b. Forward unit's defensive sector sketch to unit CP within one hour after arrival at the new site using analog and/or digital communications or messenger. c. Inspect unit positions to ensure structure, camouflage, and location comply with the unit defense plan and TSOP. d. Verify interlocking fires, dead space, and sector of fire for key weapon positions. e. Inspect OP/LP and personnel for communications, camouflage, and knowledge of withdrawal route. f. Inspect obstacles to ensure compliance with unit defense plan and TSOP. g. Report completion of sector set up to CP using analog and/or digital communications or messenger. h. Enforce safety procedures in accordance with TSOP and publications. i. Enforce environmental stewardship protection program procedures. 		

TASK STEPS AND PERFORMANCE MEASURES	GO	NO-GO
<p>5. Unit personnel establish OP/LP.</p> <ul style="list-style-type: none"> a. Position OP/LP within effective small arms range of unit elements. b. Establish communications (analog and/or digital means) with nearest unit element and the CP. c. Camouflage OP/LP to prevent it from being detected within 35 meters. d. Establish withdrawal route that provides adequate cover and concealment. <p>* 6. Commander supervises set up of the unit's defensive sector.</p> <ul style="list-style-type: none"> a. Inspects defensive preparation to ensure compliance with the defense plan. b. Consolidates element sector defense sketches, after verification of compliance, into the unit sector sketch. c. Forwards unit sector sketch to the battalion S2/S3 element using analog and/or digital communications or messenger. d. Maintains sector sketch in the CP using digital device and/or analog displays. e. Directs establishment of centrally located ammunition resupply and casualty collection point in the unit area. f. Enforces safety procedures in accordance with TSOP and publications. g. Enforces environmental stewardship protection program procedures. 		

TASK PERFORMANCE / EVALUATION SUMMARY BLOCK							
ITERATION	1	2	3	4	5	M	TOTAL
TOTAL TASK STEPS EVALUATED							
TOTAL TASK STEPS "GO"							
TRAINING STATUS "GO"/"NO-GO"							

"*" indicates a leader task step.

SUPPORTING INDIVIDUAL TASKS: NONE

SUPPORTING COLLECTIVE TASKS

Task Number	Task Title
63-2-4009	Occupy New Operating Site
63-2-4010	Plan Unit Defense

OPFOR TASKS AND STANDARDS: NONE

- ELEMENTS:** Company Headquarters
 Supply Platoon Headquarters
 Class I and General Supply Section
 Class IX Shipment/Receiving Section
 Class IX Storage and Issue Section
 Class IX RX Section
 Class III/V Platoon Headquarters
 Class III Storage and Issue Section
 Class III/V Distribution Section
 Class V (ATP)

TASK: Prepare Unit for Nuclear, Biological, and Chemical Conditions (63-2-4013)
 (FM 3-11.4) (AR 350-1) (FM 3-100.4)
 (FM 3-3)

ITERATION: 1M 2M 3M 4M 5M (Circle)

COMMANDER/LEADER ASSESSMENT: T P U (Circle)

CONDITIONS: An NBC threat exists. The unit has analog and/or digital communications with higher HQ. The higher HQ OPORD, unit TSOP, and higher HQ TSOP are available. The CP, bivouac and operational areas, and perimeter defenses are set up. Unit and individual NBC defense equipment are available. The unit commander has provided his guidance. Threat has the capability to deliver chemical/biological agents and nuclear weapons. NBC vulnerability analysis is performed by the higher HQ NBC officer/NCO and distributed to the unit. This task is performed under all day or night environmental conditions. Some iterations of this task should be performed in MOPP4. This task is always performed in MOPP4.

TASK STANDARDS: All NBC defense preparatory tasks are completed in accordance with the TSOP and OPORD and within the time set forth by the higher HQ staff personnel. At MOPP4, performance degradation factors increase time required to perform this task.

TASK STEPS AND PERFORMANCE MEASURES	GO	NO-GO
<p>* 1. Commander and leaders plan unit NBC defense preparatory activities.</p> <ul style="list-style-type: none"> a. Identify stated policies and procedures by reviewing the TSOP and OPORD. b. Identify current NBC threat and recommended countermeasures in coordination with the higher HQ staff element and unit NBC specialist. c. Identify location(s) of natural shelters consistent with NBC threat. d. Identify location(s) for construction of protective shelters, if required or available. e. Identify location(s) for placement of automatic alarm systems. f. Provide instructions on improvement of individual and crew-served weapons fighting positions. g. Identify the availability of personnel to perform tasks. h. Designate MOPP level as prescribed by the higher HQ staff element. i. Establish decontamination priorities for operational sites in coordination with the higher HQ staff element. j. List tasks to be performed and time limits for each task. k. Disseminate NBC defense preparation plan to all subelements using analog and/or digital communications or messenger. l. Task elements to provide NBC equipment operators. 		

TASK STEPS AND PERFORMANCE MEASURES	GO	NO-GO
<ul style="list-style-type: none"> m. Conduct MOPP analysis. n. Provide guidance for the protection of food, water, and mission essential supplies. 		
<ul style="list-style-type: none"> * 2. Element leaders implement NBC defense plan and preparatory tasks. <ul style="list-style-type: none"> a. Conduct inventory of all element NBC defense equipment. b. Request issue of shortages from the unit supply facility. c. Direct placement of automatic alarm system(s) located in element areas. d. Direct improvement of individual fighting positions with consideration for blast, thermal, and nuclear radiation, electromagnetic pulse, transient radiation effects on electronics, and blackout. e. Supervise construction of protective shelters in assigned area. f. Assign each element member to a protective shelter. g. Forward roster of all element NBC defense equipment operators to the CP using appropriate BFACS. h. Provide instructions on audio and visual NBC alarms, MOPP level, and protective shelters. i. Inspect all NBC defense equipment for proper fit, serviceability, and accountability. j. Enforce field sanitation and personal hygiene measures. k. Inspect all element personnel for compliance with measures prescribed by the battalion and unit TSOP, OPORD, and commander's directives. l. Forward element completion report to CP using analog and/or digital communications or messenger. m. Enforce safety procedures in accordance with TSOP and applicable publications. n. Enforces environmental protection program procedures. 		
<ul style="list-style-type: none"> 3. Unit personnel perform NBC defense preparatory tasks. <ul style="list-style-type: none"> a. Construct protective shelters at locations designated by element leaders. b. Improve fighting positions with consideration for blast, thermal, and radiation effects. c. Perform PMCS on all survey equipment, monitoring equipment, and chemical detection equipment. d. Zero all dosimeters using appropriate charger. e. Inspect protective masks and clothing for serviceability and accountability. f. Identify assigned protective shelters or defensive positions in case of an attack. g. Carry protective mask with hood, skin decontamination kit, and detector paper (as permitted by designated MOPP level). h. Store overgarments, overboots, and gloves within reach while at workstation (as permitted by designated MOPP level). i. Employ field sanitation and personal hygiene measures. j. Employ safety procedures in accordance with TSOP and publications. k. Employ environmental stewardship protection program procedures. 		

TASK PERFORMANCE / EVALUATION SUMMARY BLOCK							
ITERATION	1M	2M	3M	4M	5M		TOTAL
TOTAL TASK STEPS EVALUATED							
TOTAL TASK STEPS "GO"							
TRAINING STATUS "GO"/"NO-GO"							

"*" indicates a leader task step.

SUPPORTING INDIVIDUAL TASKS: NONE

SUPPORTING COLLECTIVE TASKS

Task Number	Task Title
63-2-4010	Plan Unit Defense
63-2-4011	Set Up Unit Defense

OPFOR TASKS AND STANDARDS

TASK: CONDUCT SNIPER OPERATIONS (63-OPFOR-1005)

CONDITION: OPFOR has assigned snipers, regular and/or irregular elements, in the enemy rear area along MSR and near support sites.

STANDARD: 1. Set up well-concealed location(s). 2. Engage vehicle drivers or personnel on foot with short bursts of semi-automatic fire. 3. Kill or wound selected target. 4. Prevent position from being discovered by enemy forces. 5. Evacuate the area without being spotted. 6. Report all specified PIR and other intelligence requirements to OPFOR HQ.

TASK: GATHER INTELLIGENCE (63-OPFOR-1008)

CONDITION: Small OPFOR elements, operating in the rear area, are planning attacks on enemy bases. Information is needed to complete plans.

STANDARD: 1. Identify all PIR and other intelligence requirements. 2. Pass through any outpost, defensive wire, or warning devices undetected. 3. Move to an OP that offers cover and concealment and is close enough to gather PIR and other intelligence requirements. 4. Gather all PIR and other intelligence requirements. 5. Withdraw from area undetected. 6. Report all information to OPFOR HQ.

- ELEMENTS:** Company Headquarters
 Supply Platoon Headquarters
 Class I and General Supply Section
 Class IX Shipment/Receiving Section
 Class IX Storage and Issue Section
 Class IX RX Section
 Class III/V Platoon Headquarters
 Class III Storage and Issue Section
 Class III/V Distribution Section
 Class V (ATP)

TASK: Employ Operations Security Measures (63-2-4016)
 (AR 530-1) (AR 25-2) (AR 380-5)
 (TRADOC PAM 525-6)

ITERATION: 1 2 3 4 5 M (Circle)
COMMANDER/LEADER ASSESSMENT: T P U (Circle)

CONDITIONS: Unit operations are commencing. The unit has analog and/or digital communications with higher HQ. The higher HQ OPORD with all annexes and overlays, unit TSOP, and higher HQ TSOP are available. Support operations are being carried out in accordance with the support plan. The unit and higher HQ OPSEC plan are available. Threat forces are capable of intelligence gathering by electronic, visual, and audio means. Directed energy devices may be used in the area. This task is performed under all day or night environmental conditions. The unit is subject to air, NBC, and all levels of threat forces attacks. Some iterations of this task should be performed in MOPP4.

TASK STANDARDS: The unit's location is not compromised by electronic, visual, or auditory means. The unit prevents the threat from learning its strength, disposition, and intentions. At MOPP4, performance degradation factors increase the implementation time for OPSEC measures

TASK STEPS AND PERFORMANCE MEASURES	GO	NO-GO
<p>* 1. Commander and leaders supervise OPSEC activities.</p> <ul style="list-style-type: none"> a. Inspect guard post and dismount point(s) to ensure compliance with TSOP or other written/oral instructions. b. Inspect unit's camouflage to ensure compliance with TSOP and command guidance. c. Monitor information security measures to ensure compliance with TSOP and command guidance. d. Monitor signal security measures to ensure compliance with TSOP and command guidance. e. Monitor employment of counter- and counter-counter-surveillance measures to ensure procedures are taken in accordance with TSOP and command guidance. f. Monitor employment of automated systems security and defense against DE devices preventive measures to ensure compliance with TSOP and command guidance. g. Perform "on-the-spot correction" when OPSEC weaknesses or violations are discovered. 		

TASK STEPS AND PERFORMANCE MEASURES	GO	NO-GO
<p>2. Unit personnel employ information security measures.</p> <ul style="list-style-type: none"> a. Account for all OPOORDs and annexes by requiring receipt signature during distribution. <p>NOTE: OPOORDs should be sent by secure analog and/or digital means when possible to reduce the number of written copies.</p> <ul style="list-style-type: none"> b. Account for all SOIs/SSIs at all times. c. Control all operational information on a need-to-know basis. d. Maintain all classified information and materials in an authorized security container. e. Maintain emergency destruction instructions in accordance with applicable regulations and the TSOP. f. Maintain details of military activities separate from personnel activities. 		
<p>3. Unit personnel employ SIGSEC measures.</p> <ul style="list-style-type: none"> a. Transmit mission essential information by secure radio or secure digital means only. <p>NOTE: If situation permits, information should be transmitted by secure analog and/or digital device to minimize detection and voice transmissions.</p> <ul style="list-style-type: none"> b. Employ authentication and encryption codes specified in the SOI/SSI. c. Employ code names for persons, equipment, units, and locations when transmitting over nonsecure means in accordance with SOI/SSI. d. Transmit messages for no longer than 20 seconds. e. Report all COMSEC discrepancies/violations to higher HQ communications personnel. <p>NOTE: Encryption may not be necessary with SINCGARS radios and digital communication.</p>		
<p>4. Unit personnel employ electronic protection.</p> <ul style="list-style-type: none"> a. Tune equipment to assigned frequencies specified in current SOI/SSI. b. Observe, as directed, all radio silence periods. c. Employ correct anti-jamming procedures. d. Forward MIJI Feeder Voice Template Report to battalion communications personnel within 10 minutes of the incident using analog and/or digital communications. 		
<p>5. Unit personnel employ counter-surveillance measures.</p> <ul style="list-style-type: none"> a. Employ litter prevention measures that keep area free of trash, litter, or personal items. b. Employ measures that prevent creating footpaths and vehicle tracks between elements in the unit area. c. Set radio volumes and squelches to lowest possible setting. 		
<p>6. Unit personnel employ automated systems security.</p> <ul style="list-style-type: none"> a. Position computers within an enclosure that provides controlled access. b. Secure all electrical facilities that support the system. c. Restrict access to the computer by use of classified passwords. d. Control all log-ons and file access by the use of unique operator passwords. e. Destroy all printouts of reports and lists as new ones are printed. 		

TASK STEPS AND PERFORMANCE MEASURES	GO	NO-GO
7. Unit personnel employ defense against DE devices. a. Position unit equipment and vehicles in covered or concealed locations. b. Cover glass or mirrors within line-of-sight of known threat locations. c. Wear laser safety goggles when laser devices are used in the immediate area.		

TASK PERFORMANCE / EVALUATION SUMMARY BLOCK							
ITERATION	1	2	3	4	5	M	TOTAL
TOTAL TASK STEPS EVALUATED							
TOTAL TASK STEPS "GO"							
TRAINING STATUS "GO"/"NO-GO"							

"**" indicates a leader task step.

SUPPORTING INDIVIDUAL TASKS: NONE

SUPPORTING COLLECTIVE TASKS

Task Number	Task Title
63-2-4010	Plan Unit Defense

OPFOR TASKS AND STANDARDS

TASK: CONDUCT AERIAL RECONNAISSANCE (63-OPFOR-1007)

CONDITION: OPFOR HQ requires intelligence on the location and identification of enemy elements. Aircraft is dispatched to take photographs and conduct a visual inspection of enemy rear area.

STANDARD: 1. Photograph assigned sectors. 2. Make quick visual checks where cloud ceiling is low. 3. Locate enemy positions in the rear area, particularly support and storage bases, and C2 facilities. 4. Report PIR and other information requirements to OPFOR HQ.

TASK: GATHER INTELLIGENCE (63-OPFOR-1008)

CONDITION: Small OPFOR elements, operating in the rear area, are planning attacks on enemy bases. Information is needed to complete plans.

STANDARD: 1. Identify all PIR and other intelligence requirements. 2. Pass through any outpost, defensive wire, or warning devices undetected. 3. Move to an OP that offers cover and concealment and is close enough to gather PIR and other intelligence requirements. 4. Gather all PIR and other intelligence requirements. 5. Withdraw from area undetected. 6. Report all information to OPFOR HQ.

TASK: CONDUCT ELECTRONIC WARFARE (63-OPFOR-1012)

CONDITION: OPFOR employs a large number of radio detection finding sets, along with ground and airborne communications analysts, to monitor enemy forces for loose communications security practices.

STANDARD: 1. Locate the positions of enemy command, intelligence, and logistics radio nets. 2. Forward locations to OPFOR HQ. 3. Use jamming signals against enemy radio receivers. 4. Monitor enemy radio nets for intelligence information.

- ELEMENTS:** Company Headquarters
 Supply Platoon Headquarters
 Class I and General Supply Section
 Class IX Shipment/Receiving Section
 Class IX Storage and Issue Section
 Class IX RX Section
 Class III/V Platoon Headquarters
 Class III Storage and Issue Section
 Class III/V Distribution Section
 Class V (ATP)

TASK: Perform Operational Decontamination (63-2-4018)
 (FM 3-5) (FM 3-100.4) (FM 3-11)
 (FM 3-11.4) (FM 3-3)

ITERATION: 1 2 3 4 5 M (Circle)

COMMANDER/LEADER ASSESSMENT: T P U (Circle)

CONDITIONS: The unit has recently been attacked with a persistent chemical agent(s). Personnel are currently in MOPP4. Unit personnel and equipment have been contaminated. The unit has analog and/or digital communications with higher HQ. The higher HQ OPORD with all annexes and overlays, unit TSOP, and higher HQ TSOP are available. Replacement overgarments, M291 (skin) and M295 (individual equipment) decontamination kits, super tropical bleach, brooms, mops, and/or other expedient chemical defense items are on hand. This task is performed under all day or night environmental conditions. The unit is subject to air, NBC, and ground Level I threat forces attack. Some iterations of this task should be performed in MOPP4.

TASK STANDARDS: Unit personnel perform operational decontamination within 15 minutes after attack. At MOPP4, performance degradation factors increase decontamination times.

TASK STEPS AND PERFORMANCE MEASURES	GO	NO-GO
<p>1. Unit personnel perform essential decontamination.</p> <ul style="list-style-type: none"> a. Complete skin decontamination within one minute of attack or contamination. b. Conduct personal equipment wipe down with super tropical bleach. c. Employ safety procedures in accordance with TS OP and publications. d. Employ environmental stewardship protection program procedures. 		
<p>2. Unit personnel exchange MOPP gear.</p> <ul style="list-style-type: none"> a. Perform individual decontamination of load-bearing equipment. b. Remove contaminated hoods and outer garment using the buddy system. c. Don fresh overgarments, overshoes, and gloves by using the buddy system. d. Secure hood using the buddy system. e. Secure individual load-bearing equipment. 		

TASK PERFORMANCE / EVALUATION SUMMARY BLOCK							
ITERATION	1	2	3	4	5	M	TOTAL
TOTAL TASK STEPS EVALUATED							
TOTAL TASK STEPS "GO"							
TRAINING STATUS "GO"/"NO-GO"							

"*" indicates a leader task step.

SUPPORTING INDIVIDUAL TASKS: NONE

SUPPORTING COLLECTIVE TASKS

Task Number	Task Title
63-2-4013	Prepare Unit for Nuclear, Biological, and Chemical Conditions
63-2-4202	Prepare Unit for a Chemical Attack
63-2-4334	Respond to a Chemical Attack

OPFOR TASKS AND STANDARDS

TASK: MAINTAIN CONTACT (63-OPFOR-1011)

CONDITION: OPFOR element is tactically engaged with enemy base defense forces. Enemy forces are withdrawing under pressure.

STANDARD: 1. Engage enemy forces decisively. 2. Advance own unit or forces as enemy withdraws. 3. Inflict casualties.

- ELEMENTS:** Company Headquarters
 Supply Platoon Headquarters
 Class I and General Supply Section
 Class IX Shipment/Receiving Section
 Class IX Storage and Issue Section
 Class IX RX Section
 Class III/V Platoon Headquarters
 Class III Storage and Issue Section
 Class III/V Distribution Section
 Class V (ATP)

TASK: Perform Thorough Decontamination (63-2-4019)
 (FM 3-5) (FM 3-100.4) (FM 3-11)
 (FM 3-11.4) (FM 3-3)

ITERATION: 1 2 3 4 5 M (Circle)

COMMANDER/LEADER ASSESSMENT: T P U (Circle)

CONDITIONS: The unit has completed operations in a contaminated area. The unit has analog and/or digital communications with higher HQ. The higher HQ OPORD with all annexes and overlays, unit TSOP, and higher HQ TSOP are available. The tactical situation allows the unit time to conduct thorough equipment decontamination. The higher HQ power-driven decontamination equipment and crew are available. Only those personnel directly involved in decontamination are in MOPP4. This task is performed under all day or night environmental conditions. The unit is subject to air, NBC, and ground Level I threat forces attack. Some iterations of this task should be performed in MOPP4.

TASK STANDARDS: Contamination removal allows personnel to operate equipment safely for extended periods at reduced MOPP levels.

TASK STEPS AND PERFORMANCE MEASURES	GO	NO-GO
<p>1. Unit HQ coordinates for detailed equipment decontamination.</p> <ul style="list-style-type: none"> a. Coordinates Call For Support for additional decontamination support requirements with higher HQ staff element using analog or digital communications or messenger. b. Coordinates time and location with higher HQ staff element or supporting decontamination element using analog or digital communications or messenger. c. Dispatches an advance party to rendezvous with decontamination elements at the decontamination site. d. Provides security and traffic control at the decontamination site. 		
<p>2. Unit prepares for decontamination.</p> <ul style="list-style-type: none"> a. Completes basic soldier skill decontamination prior to leaving old AO. b. Prioritizes vehicles based on commander's guidance. c. Closes all windows and flaps on vehicles. d. Removes all items from inside vehicle that cannot be decontaminated by using DS2. e. Moves vehicles and equipment to the decontamination site. 		
<p>3. Unit processes vehicles and equipment through the decontamination site.</p> <ul style="list-style-type: none"> a. Processes vehicles and equipment in accordance with directions of the decontamination element during decontamination operations. b. Moves vehicles to unit motor pool area after decontamination is completed. 		

TASK STEPS AND PERFORMANCE MEASURES	GO	NO-GO
c. Employs safety procedures in accordance with TSOP and publications. d. Employs environmental stewardship protection program procedures.		
4. Unit clears the decontamination site.		
a. Provides assistance to decontamination element, as required. b. Employs safety procedures in accordance with TSOP and publications. c. Employs environmental stewardship protection program procedures. d. Forwards completion report to higher HQ staff element using analog or digital communications.		

TASK PERFORMANCE / EVALUATION SUMMARY BLOCK							
ITERATION	1	2	3	4	5	M	TOTAL
TOTAL TASK STEPS EVALUATED							
TOTAL TASK STEPS "GO"							
TRAINING STATUS "GO"/"NO-GO"							

"*" indicates a leader task step.

SUPPORTING INDIVIDUAL TASKS: NONE

SUPPORTING COLLECTIVE TASKS

Task Number	Task Title
63-2-4013	Prepare Unit for Nuclear, Biological, and Chemical Conditions
63-2-4202	Prepare Unit for a Chemical Attack
63-2-4334	Respond to a Chemical Attack

OPFOR TASKS AND STANDARDS

TASK: GATHER INTELLIGENCE (63-OPFOR-1008)

CONDITION: Small OPFOR elements, operating in the rear area, are planning attacks on enemy bases. Information is needed to complete plans.

STANDARD: 1. Identify all PIR and other intelligence requirements. 2. Pass through any outpost, defensive wire, or warning devices undetected. 3. Move to an OP that offers cover and concealment and is close enough to gather PIR and other intelligence requirements. 4. Gather all PIR and other intelligence requirements. 5. Withdraw from area undetected. 6. Report all information to OPFOR HQ.

- ELEMENTS:** Company Headquarters
 Supply Platoon Headquarters
 Class I and General Supply Section
 Class IX Shipment/Receiving Section
 Class IX Storage and Issue Section
 Class IX RX Section
 Class III/V Platoon Headquarters
 Class III Storage and Issue Section
 Class III/V Distribution Section
 Class V (ATP)

TASK: Respond to the Initial Effects of a Nuclear Attack (63-2-4020)
 (FM 3-5) (FM 3-11.4)

ITERATION: 1M 2M 3M 4M 5M (Circle)
COMMANDER/LEADER ASSESSMENT: T P U (Circle)

CONDITIONS: A brilliant light flashes across the horizon. Intelligence reports from higher HQ indicate the possible use of tactical nuclear weapons by threat forces. The unit has analog and/or digital communications with higher HQ. The higher HQ OPORD with all annexes and overlays, unit TSOP, and higher HQ TSOP are available. The unit is supporting operations. All nonessential equipment is stowed for protection. Positions and equipment are hardened. MOPP level 2 is designated. The unit has all authorized NBC defense equipment on hand. This task is performed under all day or night environmental conditions. The unit is subject to air, NBC, and ground Level I threat forces attack. This task is always performed in MOPP4.

TASK STANDARDS: Unit personnel take immediate protective actions and reorganize the area as prescribed by the OPORD and TSOP. At MOPP4, performance degradation factors increase protective action implementation times.

TASK STEPS AND PERFORMANCE MEASURES	GO	NO-GO
<p>1. Unit personnel employ immediate protective actions.</p> <ul style="list-style-type: none"> a. Seek cover after dismounting wheeled vehicle. b. Lie face down on ground with head toward blast. c. Drop to the floor or under a desk or table, if in a shelter or building. d. Cover eyes and exposed skin. e. Place hands or fingers over ears. f. Stay concealed and covered until blast wave passes and debris stops falling. g. Don protective mask with hood within 15 seconds after flash and blast have passed. h. Commence continuous monitoring. i. Protect all food, water, and mission essential supplies from contamination. j. Continue to improve positions prior to the arrival of fallout. k. Request permission to move out of the expected hazard area, if mission permits, using analog and digital communications. l. Report radiation exposure status to S2/S3 using analog and/or digital communications. 		
<p>2. Unit personnel reorganize unit area.</p> <ul style="list-style-type: none"> a. Inspects immediate area for casualties and damaged equipment. b. Forwards NBC 4 nuclear report to higher HQ using analog and/or digital communications. 		

TASK STEPS AND PERFORMANCE MEASURES	GO	NO-GO
c. Performs ADC operations. d. Treats casualties. NOTE: See Task 08-2-0003.63-0001 for detailed treatment procedures. e. Transports casualties. NOTE: See Task 63-2-4316 for detailed casualty transportation procedures. f. Reestablishes chain of command. g. Resumes operational mission within time established by the higher HQ. h. Forwards casualty reports to higher HQ using analog and/or digital communications.		

TASK PERFORMANCE / EVALUATION SUMMARY BLOCK							
ITERATION	1M	2M	3M	4M	5M		TOTAL
TOTAL TASK STEPS EVALUATED							
TOTAL TASK STEPS "GO"							
TRAINING STATUS "GO"/"NO-GO"							

"*" indicates a leader task step.

SUPPORTING INDIVIDUAL TASKS: NONE

SUPPORTING COLLECTIVE TASKS

Task Number	Task Title
63-2-4013	Prepare Unit for Nuclear, Biological, and Chemical Conditions

OPFOR TASKS AND STANDARDS

TASK: DISRUPT ENEMY MOVEMENT AND OPERATIONS USING TACTICAL NUCLEAR WEAPONS (63-OPFOR-1002)

CONDITION: Tactical nuclear weapons are employed against key locations in the rear area.

STANDARD: 1. Disrupt or delay movement of equipment and supplies to forward areas. 2. Destroy enemy equipment and supplies. 3. Inflict nuclear casualties among enemy troops. 4. Deny enemy use of specified areas. 5. Contaminate enemy equipment and supplies.

- ELEMENTS:** Company Headquarters
 Supply Platoon Headquarters
 Class I and General Supply Section
 Class IX Shipment/Receiving Section
 Class IX Storage and Issue Section
 Class IX RX Section
 Class III/V Platoon Headquarters
 Class III Storage and Issue Section
 Class III/V Distribution Section
 Class V (ATP)

TASK: Defend Against a Level I Attack (63-2-4021)
 (FM 21-75) (FM 3-11.4) (FM 3-3)
 (FM 7-10)

ITERATION: 1 2 3 4 5 M (Circle)

COMMANDER/LEADER ASSESSMENT: T P U (Circle)

CONDITIONS: Automatic weapons fire is heard in the area. The unit is currently conducting its assigned mission. Intelligence reports from higher HQ indicate small threat elements are operating in the general area. Unit perimeter guards report that three to five individuals with automatic weapons and satchels are attempting to infiltrate unit defensive positions. The unit has analog and/or digital communications with higher HQ. The higher HQ OPORD with annexes and overlays, unit TSOP, and higher HQ TSOP are available. The unit is at a moderate perimeter manning level. S2 has designated the threat at Level I. Enemy attack causes casualties and damage to unit facilities. This task is performed under all day or night environment conditions. The unit is subject to air, NBC, and ground Level I threat forces attack. Some iterations of this task should be performed in MOPP4.

TASK STANDARDS: The unit defeats Level I threat actions using techniques outlined in the unit TSOP.

TASK STEPS AND PERFORMANCE MEASURES	GO	NO-GO
<p>* 1. Commander and leaders direct response against a Level I attack.</p> <ul style="list-style-type: none"> a. Forward incident report to the S2/S3 using analog and/or digital communications. b. Notify all sub-elements of threat presence using analog and/or digital communications or messenger. c. Increase perimeter manning to appropriate levels. d. Direct unit fire and maneuver to defeat and drive intruders from the unit area. e. Direct internal reaction forces to critical command and control areas. f. Report current situation to S2/S3 as changes occur using analog and/or digital communications. g. Provide "All Clear" signal as soon as attack is over. h. Decrease perimeter manning level as tactical situation permits. i. Direct reorganization until unit returns to normal operational level. j. Forward casualty and battle damage reports to appropriate staff elements using analog and/or digital communications. 		
<p>2. Unit responds to a Level I attack.</p> <ul style="list-style-type: none"> a. Sounds prescribed attack alarm. b. Occupies fighting positions, as directed. c. Continues normal operational mission with weapons and protective mask within reach, as directed. 		

TASK STEPS AND PERFORMANCE MEASURES	GO	NO-GO
<p>d. Assembles at predesignated rally point (internal reaction force).</p> <p>e. Employs challenge and password to all personnel on CP defensive lines during night operations.</p> <p>f. Engages Level I threat with all available fire until threat is defeated and driven from the CP area.</p> <p>g. Identifies casualties and weapon systems/equipment damages.</p> <p>h. Forwards SITREP to unit CP using analog and/or digital communications or messenger.</p> <p>3. Unit responds to the effects of a Level I attack.</p> <p>a. Replaces key injured personnel.</p> <p>b. Replaces weapon systems that are destroyed during engagement.</p> <p>c. Relocates compromised fighting positions.</p> <p>d. Camouflages positions.</p> <p>e. Treats casualties.</p> <p>NOTE: See Task 08-2-0003.63-0001 for detailed treatment procedures.</p> <p>f. Transports casualties.</p> <p>NOTE: See Task 08-2-C316.63 for detailed casualty transportation procedures.</p> <p>g. Performs ADC operations.</p> <p>NOTE: See Task 63-2-4028 for detailed ADC procedures.</p> <p>h. Inspects communication lines for breaks or tampering.</p> <p>i. Forwards personnel and equipment status report to unit CP using analog and digital communications or messenger.</p> <p>j. Assembles KIAs and personal effects at designated location.</p> <p>NOTE: See Task 10-2-4513 for detailed MA procedures.</p> <p>k. Moves all EPW to a designated collection area.</p> <p>NOTE: See Task 63-2-4304 for details on EPW processing.</p>		

TASK PERFORMANCE / EVALUATION SUMMARY BLOCK							
ITERATION	1	2	3	4	5	M	TOTAL
TOTAL TASK STEPS EVALUATED							
TOTAL TASK STEPS "GO"							
TRAINING STATUS "GO"/"NO-GO"							

"*" indicates a leader task step.

SUPPORTING INDIVIDUAL TASKS: NONE

SUPPORTING COLLECTIVE TASKS

Task Number	Task Title
63-2-4010	Plan Unit Defense
63-2-4011	Set Up Unit Defense

OPFOR TASKS AND STANDARDS

TASK: CONDUCT RAID (63-OPFOR-1009)

CONDITION: OPFOR element has occupied an objective rally point and has orders to conduct a raid on a CSS base.

STANDARD: 1. Surprise enemy forces. 2. Assault enemy support base and accomplish assigned tasks. 3. Destroy specified equipment and supplies. 4. Avoid decisive engagement. 5. Withdraw all personnel from objective area(s) within time prescribed. 6. Obtain all PIR from raid site.

TASK: CONDUCT TERRORIST AND SABOTEUR ATTACKS (63-OPFOR-1013)

CONDITION: OPFOR dispatches small teams into enemy rear area to disrupt CSS operations.

STANDARD: 1. Locate rear support bases and C2 facilities. 2. Delay and disrupt CSS operations through probes. 3. Infiltrate CSS bases to conduct sabotage and terrorist activities. 4. Inflict casualties. 5. Destroy supplies and equipment.

TASK: ATTACK (63-OPFOR-1010)

CONDITION: Enemy rear area CSS base has been located by OPFOR element. PIR and other intelligence requirements have been obtained by OPFOR patrols. OPFOR element has automatic and anti-armor weapons, and light mortars. OPFOR element is the size of approximately two platoons.

STANDARD: 1. Develop an attack plan. 2. Initiate attack using a scheme of maneuver that exploits enemy flanks, gaps, and identified weaknesses. 3. Use covered and concealed routes to approach enemy forces flanks, gaps, or weakly held areas. 4. Employ indirect fire to support attack. 5. Penetrate enemy defenses. 6. Destroy all equipment and supplies. 7. Inflict heavy casualties. 8. Isolate the CSS base by blocking reinforcements. 9. Force enemy units to displace. 10. Withdraw before CSS base is reinforced with tactical combat forces.

- ELEMENTS:** Company Headquarters
 Supply Platoon Headquarters
 Class I and General Supply Section
 Class IX Shipment/Receiving Section
 Class IX Storage and Issue Section
 Class IX RX Section
 Class III/V Platoon Headquarters
 Class III Storage and Issue Section
 Class III/V Distribution Section
 Class V (ATP)

TASK: Prepare Unit for Level II/III Threat (63-2-4022)
 (FM 7-10) (FM 21-75) (FM 3-11)
 (FM 3-11.4)

ITERATION: 1 2 3 4 5 M (Circle)

COMMANDER/LEADER ASSESSMENT: T P U (Circle)

CONDITIONS: The unit is notified of a unit-sized threat operating in the rear area. The unit has analog and/or digital communications with higher HQ. The higher HQ OPORD, the unit TSOP, and higher HQ TSOP are available. The higher HQ CP has ordered a defensive posture level increase and has moved the protective posture to MOPP2. Defense plans are prepared. Fighting positions, obstacles, and warning devices are emplaced or constructed. The unit continues to provide limited support to higher HQ tactical operations. This task is conducted under all day or night environmental conditions. The unit is subject to air, NBC, and all levels of threat forces attacks. Some iterations of this task should be performed in MOPP4.

TASK STANDARDS: Unit is prepared to engage threat as prescribed in the TSOP and OPORD. At MOPP4, performance degradation factors significantly increase defensive posture preparation time.

TASK STEPS AND PERFORMANCE MEASURES	GO	NO-GO
<p>* 1. Commander and leaders direct preparation for threat engagement.</p> <ul style="list-style-type: none"> a. Plot threat force locations on the situation map as SPOTREPs are received. b. Disseminate current tactical situation to all subordinate elements using analog and/or digital communications or messenger. c. Direct mustering of internal response forces at predesignated rally point(s). d. Direct increase in defensive position manning levels. e. Shift internal defense forces to Level II perimeter positions. f. Coordinate defense preparations with adjacent units using analog and/or digital communications. g. Direct preliminary loading of nonessential equipment and supplies. h. Direct positioning of vehicles for immediate exit. <p>2. Unit performs pre-engagement activities.</p> <ul style="list-style-type: none"> a. Occupies fighting positions (designated soldiers only). b. Employs MOPP2, as a minimum. c. Moves response force to predesignated positions within the nearest cluster. d. Moves supplies to predetermined positions within the nearest cluster. e. Loads all nonessential equipment and supplies. f. Positions vehicles for rapid dispersion. g. Maintains surveillance of assigned sector(s). h. Maintains NBC surveillance. i. Maintains strict light and noise discipline. 		

TASK PERFORMANCE / EVALUATION SUMMARY BLOCK							
ITERATION	1	2	3	4	5	M	TOTAL
TOTAL TASK STEPS EVALUATED							
TOTAL TASK STEPS "GO"							
TRAINING STATUS "GO"/"NO-GO"							

"**" indicates a leader task step.

SUPPORTING INDIVIDUAL TASKS: NONE

SUPPORTING COLLECTIVE TASKS

Task Number	Task Title
63-2-4010	Plan Unit Defense
63-2-4011	Set Up Unit Defense

OPFOR TASKS AND STANDARDS

TASK: CONDUCT SNIPER OPERATIONS (63-OPFOR-1005)

CONDITION: OPFOR has assigned snipers, regular and/or irregular elements, in the enemy rear area along MSR and near support sites.

STANDARD: 1. Set up well-concealed location(s). 2. Engage vehicle drivers or personnel on foot with short bursts of semi-automatic fire. 3. Kill or wound selected target. 4. Prevent position from being discovered by enemy forces. 5. Evacuate the area without being spotted. 6. Report all specified PIR and other intelligence requirements to OPFOR HQ.

TASK: GATHER INTELLIGENCE (63-OPFOR-1008)

CONDITION: Small OPFOR elements, operating in the rear area, are planning attacks on enemy bases. Information is needed to complete plans.

STANDARD: 1. Identify all PIR and other intelligence requirements. 2. Pass through any outpost, defensive wire, or warning devices undetected. 3. Move to an OP that offers cover and concealment and is close enough to gather PIR and other intelligence requirements. 4. Gather all PIR and other intelligence requirements. 5. Withdraw from area undetected. 6. Report all information to OPFOR HQ.

TASK: ATTACK (63-OPFOR-1010)

CONDITION: Enemy rear area CSS base has been located by OPFOR element. PIR and other intelligence requirements have been obtained by OPFOR patrols. OPFOR element has automatic and anti-armor weapons, and light mortars. OPFOR element is the size of approximately two platoons.

STANDARD: 1. Develop an attack plan. 2. Initiate attack using a scheme of maneuver that exploits enemy flanks, gaps, and identified weaknesses. 3. Use covered and concealed routes to approach enemy forces flanks, gaps, or weakly held areas. 4. Employ indirect fire to support attack. 5. Penetrate enemy defenses. 6. Destroy all equipment and supplies. 7. Inflict heavy casualties. 8. Isolate the CSS base by blocking reinforcements. 9. Force enemy units to displace. 10. Withdraw before CSS base is reinforced with tactical combat forces.

TASK: MAINTAIN CONTACT (63-OPFOR-1011)

CONDITION: OPFOR element is tactically engaged with enemy base defense forces. Enemy forces are withdrawing under pressure.

STANDARD: 1. Engage enemy forces decisively. 2. Advance own unit or forces as enemy withdraws. 3. Inflict casualties.

- ELEMENTS:** Company Headquarters
 Supply Platoon Headquarters
 Class I and General Supply Section
 Class IX Shipment/Receiving Section
 Class IX Storage and Issue Section
 Class IX RX Section
 Class III/V Platoon Headquarters
 Class III Storage and Issue Section
 Class III/V Distribution Section
 Class V (ATP)

TASK: Conduct Hasty Displacement (63-2-4023) (FM 7-10) (FM 21-75) (FM 3-11.4)
 (FM 3-3)

ITERATION: 1 2 3 4 5 M (Circle)

COMMANDER/LEADER ASSESSMENT: T P U (Circle)

CONDITIONS: The BCOC has directed the unit to displace its CP to a new location. The unit has analog and/or digital communications with higher HQ. The higher HQ OPORD, the unit TSOP, and higher HQ TSOP are available. Threat force contact is expected to occur within a specified period of time. Pre-engagement activities have been completed. Threat force may arrive before displacement is completed. Indirect fire and smoke support, if required, has been coordinated to cover displacement. The commander has designated a small rear security party and vehicles necessary for their transportation. Initial displacement preparations were made during defense buildup. Destruction of supplies, documents, and equipment has been coordinated with the BCOC. This task is performed under all day and night environmental conditions. The unit is subject to air, NBC, and all levels of threat forces attacks. Some iterations of this task should be performed in MOPP4.

TASK STANDARDS: Unit relocates within time specified in the order. Under MOPP4, displacement times are increased threefold.

TASK STEPS AND PERFORMANCE MEASURES	GO	NO-GO
<p>* 1. Commander and leaders organize unit for hasty displacement.</p> <ul style="list-style-type: none"> a. Assemble soldiers at designated area. b. Brief hasty displacement procedures to soldiers. c. Assign elements tasks and responsibilities. d. Designate vehicles to transport casualties. e. Coordinate Call For Support with S2/S3 for possible aero-medical evacuation using analog and/or digital communications. f. Coordinate for indirect fire and smoke support with S2/S3 using analog and/or digital communications. g. Brief rear security party. h. Brief location of new assembly area and designated route. <p>2. Unit prepares for hasty displacement.</p> <ul style="list-style-type: none"> a. Dismantles tentage, antennas, and other equipment as directed by the chain of command. <p>NOTE: This performance measure is executed emphasizing speed rather than standard procedures.</p> <ul style="list-style-type: none"> b. Loads equipment in accordance with commander's guidance. c. Positions vehicles for departure on notice. d. Maintains local security while awaiting orders to move. 		

TASK STEPS AND PERFORMANCE MEASURES	GO	NO-GO
<p>3. Unit destroys non-medical supplies, equipment, and documents that have been designated for abandonment.</p> <ul style="list-style-type: none"> a. Destroys documents in accordance with TSOP. b. Destroys supplies in accordance with appropriate TM and TSOP. c. Renders equipment inoperative in accordance with appropriate TM. 		
<p>4. Unit departs area.</p> <ul style="list-style-type: none"> a. Conducts orderly departure from area without excessive noises. b. Moves elements to new assembly area via prescribed route. 		
<p>5. Rear security party provides security for unit displacement.</p> <ul style="list-style-type: none"> a. Occupies fighting positions. b. Exits area as soon as last element has departed. <p>NOTE: If threat elements are in the area and must be engaged, delete existing subparagraph "b" above and insert the following performance measures. b. Engages threat, when sighted, with all available weapons. c. Performs disengagement under fire to supplementary positions. d. Exits area by available means.</p>		

TASK PERFORMANCE / EVALUATION SUMMARY BLOCK							
ITERATION	1	2	3	4	5	M	TOTAL
TOTAL TASK STEPS EVALUATED							
TOTAL TASK STEPS "GO"							
TRAINING STATUS "GO"/"NO-GO"							

"*" indicates a leader task step.

SUPPORTING INDIVIDUAL TASKS: NONE

SUPPORTING COLLECTIVE TASKS

Task Number	Task Title
63-2-4024	Defend Unit Area
63-2-4025	Perform Withdrawal Under Fire

OPFOR TASKS AND STANDARDS

TASK: MAINTAIN CONTACT (63-OPFOR-1011)

CONDITION: OPFOR element is tactically engaged with enemy base defense forces. Enemy forces are withdrawing under pressure.

STANDARD: 1. Engage enemy forces decisively. 2. Advance own unit or forces as enemy withdraws. 3. Inflict casualties.

TASK: CONDUCT SNIPER OPERATIONS (63-OPFOR-1005)

CONDITION: OPFOR has assigned snipers, regular and/or irregular elements, in the enemy rear area along MSR and near support sites.

STANDARD: 1. Set up well-concealed location(s). 2. Engage vehicle drivers or personnel on foot with short bursts of semi-automatic fire. 3. Kill or wound selected target. 4. Prevent position from being discovered by enemy forces. 5. Evacuate the area without being spotted. 6. Report all specified PIR and other intelligence requirements to OPFOR HQ.

TASK: CONDUCT TERRORIST AND SABOTEUR ATTACKS (63-OPFOR-1013)

CONDITION: OPFOR dispatches small teams into enemy rear area to disrupt CSS operations.

STANDARD: 1. Locate rear support bases and C2 facilities. 2. Delay and disrupt CSS operations through probes. 3. Infiltrate CSS bases to conduct sabotage and terrorist activities. 4. Inflict casualties. 5. Destroy supplies and equipment.

- ELEMENTS:** Company Headquarters
 Supply Platoon Headquarters
 Class I and General Supply Section
 Class IX Shipment/Receiving Section
 Class IX Storage and Issue Section
 Class IX RX Section
 Class III/V Platoon Headquarters
 Class III Storage and Issue Section
 Class III/V Distribution Section
 Class V (ATP)

TASK: Defend Unit Area (63-2-4024)
 (FM 7-10) (FM 21-75) (FM 3-11.4)
 (FM 3-3) (FM 3-5)

ITERATION: 1 2 3 4 5 M (Circle)

COMMANDER/LEADER ASSESSMENT: T P U (Circle)

CONDITIONS: OP reports a threat element is approaching the unit's defensive sector. The unit has analog and/or digital communications with higher HQ. The higher HQ OPORD, the unit TSOP, and higher HQ TSOP are available. The unit has completed defensive preparations, including preplanned fire support coordination. Enemy attacking elements can be engaged with indirect fire before they reach the unit's defensive perimeter. The BCOC has tasked the unit to assist in directing artillery fire and CAS in its assigned area of defense. Higher HQ staff element has directed all but "priority" CSS to be discontinued and all available personnel be assigned to defensive perimeter duties. This task is performed under all day and night environmental conditions. The unit is subject to air, NBC, and all levels of threat forces attacks. Some iterations of this task should be performed in MOPP4.

TASK STANDARDS: Threat force is repelled or delayed until the unit is relieved by MP or TCF. At MOPP4 performance degradation factors increase reaction times.

TASK STEPS AND PERFORMANCE MEASURES	GO	NO-GO
<p>* 1. Commander and leaders direct reaction to threat elements.</p> <ul style="list-style-type: none"> a. Direct suspension of support activities. b. Direct employment of maximum defensive level. c. Recall all OP personnel, if not detected by threat forces. d. Maintain map surveillance of all threat activity in the unit's sector. e. Forward SPOTREPs to S2/S3 using analog and/or digital communications. f. Forward SHELLREPs to S2/S3 using analog and/or digital communications. g. Maintain communications with the S2/S3 using analog and/or digital communications. h. Direct unit by fire and maneuver to repel and/or delay penetration of threat forces into the CP area. i. Maintain current situation map with all known friendly and threat locations using analog and/or digital communications. <p>2. Unit personnel react to threat.</p> <ul style="list-style-type: none"> a. Sound attack alarm. b. Occupy defensive positions. c. Forward SALUTE report to CP using analog and/or digital communications. d. Engage threat with organic weapons without compromising positions. e. Conduct tactical fire and maneuver to repel and/or delay penetration into CP defense. 		

TASK STEPS AND PERFORMANCE MEASURES	GO	NO-GO
f. Forward SITREP to CP using analog and/or digital communications. g. Treat casualties with life-threatening wounds or injuries first. h. Replace injured key personnel. i. Replace weapons systems that are destroyed during the engagement.		
3. Unit personnel react to indirect fire. a. Sound alarm by shouting "incoming" and following TSOP and/or leader's commands. b. Seek overhead cover protection of fighting position. c. Don protective masks within 9 seconds (with hood, within 15 seconds). d. Forward SHELLREP to unit CP using analog and/or digital communications. e. Conduct standard unmasking procedures, if chemical detector kit or detector paper is not available.		
* 4. Commander and leaders coordinate indirect fire support. a. Coordinate preplanned fires with the S2/S3 fire support element using analog and/or digital communications. b. Establish communications with fire support operations center using analog and/or digital communications. c. Request fire support using proper procedures and terminology using analog and/or digital communications as time permits. d. Adjust fires on target, as necessary. e. Terminate fire mission using analog and/or digital communications as time permits. f. Report effects of fires to S2/S3 using analog and/or digital communications.		
* 5. Commander and leaders direct CAS. a. Coordinate CAS mission through the S2/S3 using analog and/or digital communications. b. Coordinate communications with CAS strike leader through the S2/S3 using analog and/or digital communications. c. Prepare unit area for CAS strikes. d. Identify friendly positions by use of colored smoke. e. Identify targets to strike leader. f. Adjust air strikes on target(s). g. Terminate CAS mission. h. Report strike effects to S2/S3 using analog and/or digital communications. i. Forward SITREP to S2/S3 using analog and/or digital communications.		

TASK PERFORMANCE / EVALUATION SUMMARY BLOCK							
ITERATION	1	2	3	4	5	M	TOTAL
TOTAL TASK STEPS EVALUATED							
TOTAL TASK STEPS "GO"							
TRAINING STATUS "GO"/"NO-GO"							

"*" indicates a leader task step.

SUPPORTING INDIVIDUAL TASKS: NONE

SUPPORTING COLLECTIVE TASKS

Task Number	Task Title
63-2-4022	Prepare Unit for Level II/III Threat

OPFOR TASKS AND STANDARDS**TASK:** CONDUCT AIR ATTACKS (63-OPFOR-1006)

CONDITION: OPFOR elements in the rear area have forwarded the positions of enemy support sites and/or the locations of road march elements to OPFOR HQ. OPFOR aircraft have been dispatched to attack enemy installations or convoys.

STANDARD: 1. Locate command and control site(s) or convoys. 2. Conduct attack runs on designated target(s). 3. Destroy enemy equipment, supplies, vehicles, and personnel.

TASK: ATTACK (63-OPFOR-1010)

CONDITION: Enemy rear area CSS base has been located by OPFOR element. PIR and other intelligence requirements have been obtained by OPFOR patrols. OPFOR element has automatic and anti-armor weapons, and light mortars. OPFOR element is the size of approximately two platoons.

STANDARD: 1. Develop an attack plan. 2. Initiate attack using a scheme of maneuver that exploits enemy flanks, gaps, and identified weaknesses. 3. Use covered and concealed routes to approach enemy forces flanks, gaps, or weakly held areas. 4. Employ indirect fire to support attack. 5. Penetrate enemy defenses. 6. Destroy all equipment and supplies. 7. Inflict heavy casualties. 8. Isolate the CSS base by blocking reinforcements. 9. Force enemy units to displace. 10. Withdraw before CSS base is reinforced with tactical combat forces.

TASK: MAINTAIN CONTACT (63-OPFOR-1011)

CONDITION: OPFOR element is tactically engaged with enemy base defense forces. Enemy forces are withdrawing under pressure.

STANDARD: 1. Engage enemy forces decisively. 2. Advance own unit or forces as enemy withdraws. 3. Inflict casualties.

- ELEMENTS:** Company Headquarters
 Supply Platoon Headquarters
 Class I and General Supply Section
 Class IX Shipment/Receiving Section
 Class IX Storage and Issue Section
 Class IX RX Section
 Class III/V Platoon Headquarters
 Class III Storage and Issue Section
 Class III/V Distribution Section
 Class V (ATP)

TASK: Perform Withdrawal Under Fire (63-2-4025)
 (FM 7-10) (FM 21-75) (FM 3-11.4)
 (FM 3-5)

ITERATION: 1 2 3 4 5 M (Circle)

COMMANDER/LEADER ASSESSMENT: T P U (Circle)

CONDITIONS: The unit is currently engaging threat elements along its defensive sector. The S2/S3 has directed withdrawal to supplementary fighting positions. The unit has analog and/or digital communications with higher HQ. The higher HQ OPORD, the unit TSOP, and higher HQ TSOP are available. Execution times have been established for relocation activities, including indirect fires to cover withdrawal operations. The unit is required to furnish internal smoke screening in addition to pre-planned smoke-screen fires from support artillery. This task is performed under all day and night environmental conditions. The unit is subject to air, NBC, and all levels of threat forces attacks. Some iterations of this task should be performed in MOPP4.

TASK STANDARDS: Supplementary positions are occupied and unit is prepared to engage threat. Withdrawal actions are performed using techniques outlined in the unit TSOP and OPORD. At MOPP4 performance degradation factors increase time required for withdrawal under fire.

TASK STEPS AND PERFORMANCE MEASURES	GO	NO-GO
<p>* 1. Commander and leaders supervise disengagement under fire.</p> <ul style="list-style-type: none"> a. Maintain situational awareness using analog and/or digital communications or messenger. b. Identify disengagement method to be used. c. Designate movement element (first element). d. Designate base of fire element (second element). e. Brief element leaders on disengagement phases and procedures. f. Monitor execution of disengagement for compliance with commander's directives. g. Forward completion report to S2/S3 using analog and/or digital communications or messenger. <p>2. Unit performs fire and movement to rear.</p> <ul style="list-style-type: none"> a. Coordinates for execution of fire and movement among elements (all elements). b. Employs smoke grenades that provide a screen to cover disengagement. c. Lays down a base of fire with all available weapons (second element). d. Moves from primary to supplementary fighting positions (first element). e. Lays down a base of fire with all available weapons (first element). f. Moves from primary to supplementary fighting positions (second element). 		

TASK STEPS AND PERFORMANCE MEASURES	GO	NO-GO
g. Reestablishes sectors of fire within 10 minutes of move. h. Forwards completion report to the CP using analog and/or digital communications or messenger.		

TASK PERFORMANCE / EVALUATION SUMMARY BLOCK							
ITERATION	1	2	3	4	5	M	TOTAL
TOTAL TASK STEPS EVALUATED							
TOTAL TASK STEPS "GO"							
TRAINING STATUS "GO"/"NO-GO"							

"*" indicates a leader task step.

SUPPORTING INDIVIDUAL TASKS: NONE

SUPPORTING COLLECTIVE TASKS

Task Number	Task Title
63-2-4022	Prepare Unit for Level II/III Threat
63-2-4023	Conduct Hasty Displacement
63-2-4024	Defend Unit Area

OPFOR TASKS AND STANDARDS

TASK: MAINTAIN CONTACT (63-OPFOR-1011)

CONDITION: OPFOR element is tactically engaged with enemy base defense forces. Enemy forces are withdrawing under pressure.

STANDARD: 1. Engage enemy forces decisively. 2. Advance own unit or forces as enemy withdraws. 3. Inflict casualties.

- ELEMENTS:** Company Headquarters
 Supply Platoon Headquarters
 Class I and General Supply Section
 Class IX Shipment/Receiving Section
 Class IX Storage and Issue Section
 Class IX RX Section
 Class III/V Platoon Headquarters
 Class III Storage and Issue Section
 Class III/V Distribution Section
 Class V (ATP)

TASK: Reorganize Unit Defense (63-2-4026)
 (FM 7-10) (FM 20-3) (FM 21-75)

ITERATION: 1 2 3 4 5 M (Circle)
COMMANDER/LEADER ASSESSMENT: T P U (Circle)

CONDITIONS: The unit has successfully defended its area during an attack by threat elements. The attacking elements have broken contact and withdrawn from the immediate area. The unit has analog and/or digital communications with higher HQ. The higher HQ OPORD, unit TSOP, and higher HQ TSOP are available. The unit maintains a high state of readiness. The unit has sustained casualties and damages to defensive positions. This task is performed under all day and night environmental conditions. The unit is subject to air, NBC, and all levels of threat forces attacks. Some iterations of this task should be performed in MOPP4.

TASK STANDARDS: Unit defenses are reorganized within the time prescribed by the commander. At MOPP4, performance degradation factors increase defense reorganization completion times.

TASK STEPS AND PERFORMANCE MEASURES	GO	NO-GO
<p>* 1. Commander and leaders supervise reorganization of unit defenses.</p> <ul style="list-style-type: none"> a. Maintain situational awareness using analog and/or digital communications or messenger. b. Identify status of personnel, weapons, and equipment. c. Fill key leadership positions. d. Reassign personnel to weapon systems most critical to unit defense. e. Supervise distribution or redistribution of ammunition. f. Request ammunition resupply through the S4 element using analog and/or digital communications or messenger. g. Reassign fighting positions and sectors of fire. h. Supervise replacement and/or reconstruction of fighting positions, camouflage, and obstacles. i. Prepare updated unit defense sketch. j. Forward sketch to the S2/S3 using digital/analog device or messenger. k. Forward personnel, weapons, and equipment status report to the S1 and S4 using analog and/or digital communications or messenger. <p>2. Unit performs defensive reorganization activities.</p> <ul style="list-style-type: none"> a. Mans all critical weapon systems. b. Redistributes ammunition to all fighting positions. c. Reports ammunition status to CP using analog and/or digital communications or messenger. d. Occupies newly assigned fighting positions. e. Establishes new sectors of fire. 		

TASK STEPS AND PERFORMANCE MEASURES	GO	NO-GO
f. Performs PMCS on assigned weapons. g. Reconstructs fighting positions. h. Reconstructs obstacles and warning devices. i. Replaces damaged camouflage. j. Reports all threat activities to CP using analog and/or digital communications or messenger. k. Treats casualties. NOTE: See Task 08-2-0003.63-0001 for detailed treatment procedures. l. Transports casualties. NOTE: See Task 08-2-C316.63 for detailed casualty transportation procedures. m. Reports all casualties to CP using analog and/or digital communications or messenger.		

TASK PERFORMANCE / EVALUATION SUMMARY BLOCK							
ITERATION	1	2	3	4	5	M	TOTAL
TOTAL TASK STEPS EVALUATED							
TOTAL TASK STEPS "GO"							
TRAINING STATUS "GO"/"NO-GO"							

"*" indicates a leader task step.

SUPPORTING INDIVIDUAL TASKS: NONE

SUPPORTING COLLECTIVE TASKS

Task Number	Task Title
63-2-4023	Conduct Hasty Displacement
63-2-4025	Perform Withdrawal Under Fire

OPFOR TASKS AND STANDARDS: NONE

- ELEMENTS:** Company Headquarters
 Supply Platoon Headquarters
 Class I and General Supply Section
 Class IX Shipment/Receiving Section
 Class IX Storage and Issue Section
 Class IX RX Section
 Class III/V Platoon Headquarters
 Class III Storage and Issue Section
 Class III/V Distribution Section
 Class V (ATP)

TASK: Execute Battle Handover (63-2-4027)
 (FM 7-10) (FM 21-75) (FM 3-11.4)

ITERATION: 1 2 3 4 5 M (Circle)
COMMANDER/LEADER ASSESSMENT: T P U (Circle)

CONDITIONS: The S2/S3 has issued a FRAGO directing the unit to prepare to hand the current engagement over to the TCF or MP area security elements. The unit has analog and/or digital communications with higher HQ. The higher HQ OPORD, unit TSOP, and higher HQ TSOP are available. TCF or MP units are located in an assembly area awaiting deployment. Contact with the enemy has been broken. Indirect fire and smoke have been coordinated to cover disengagement and handover operations. TCF or MP elements are required to assume responsibility for defensive operations until the unit defense is released again to the commander. This task is performed under all day and night environmental conditions. The unit is subject to air, NBC, and all levels of threat forces attacks. Some iterations of this task should be performed in MOPP4.

TASK STANDARDS: Battle handover operations are conducted in accordance with the TSOP and current FRAGO and are undetected by threat. At MOPP4, battle handover operations are significantly degraded.

TASK STEPS AND PERFORMANCE MEASURES	GO	NO-GO
<p>* 1. Commander and leaders supervise battle handover assistance.</p> <ul style="list-style-type: none"> a. Maintain situational awareness using analog and/or digital communications. b. Coordinate with S2/S3 location of battle handover line and contact points in the unit's assigned area. c. Coordinate with S2/S3 for information on indirect fire and smoke support using analog and/or digital communications. d. Disseminate battle handover information to subordinate elements using analog and/or digital communications or messenger. e. Redeploy troops to assist in handover using analog and/or digital communications or messenger. f. Maintain communication with TCF or MP elements using analog and/or digital communications or messenger. g. Exchange tactical information with TCF or MP element counterpart using analog and/or digital communications or messenger. h. Forward handover completion report to S2/S3 using analog and/or digital communications. 		
<p>2. Unit provides battle handover assistance.</p> <ul style="list-style-type: none"> a. Establishes contact points. b. Establishes overwatch positions. c. Marks TCF or MP unit routes. d. Guides TCF or MP units along specified routes. 		

TASK STEPS AND PERFORMANCE MEASURES	GO	NO-GO
e. Provides overwatch for TCF or MP. f. Forwards handover completion report to CP using analog and/or digital communications.		

TASK PERFORMANCE / EVALUATION SUMMARY BLOCK							
ITERATION	1	2	3	4	5	M	TOTAL
TOTAL TASK STEPS EVALUATED							
TOTAL TASK STEPS "GO"							
TRAINING STATUS "GO"/"NO-GO"							

"*" indicates a leader task step.

SUPPORTING INDIVIDUAL TASKS: NONE

SUPPORTING COLLECTIVE TASKS

Task Number	Task Title
63-2-4025	Perform Withdrawal Under Fire

OPFOR TASKS AND STANDARDS

TASK: ATTACK (63-OPFOR-1010)

CONDITION: Enemy rear area CSS base has been located by OPFOR element. PIR and other intelligence requirements have been obtained by OPFOR patrols. OPFOR element has automatic and anti-armor weapons, and light mortars. OPFOR element is the size of approximately two platoons.

STANDARD: 1. Develop an attack plan. 2. Initiate attack using a scheme of maneuver that exploits enemy flanks, gaps, and identified weaknesses. 3. Use covered and concealed routes to approach enemy forces flanks, gaps, or weakly held areas. 4. Employ indirect fire to support attack. 5. Penetrate enemy defenses. 6. Destroy all equipment and supplies. 7. Inflict heavy casualties. 8. Isolate the CSS base by blocking reinforcements. 9. Force enemy units to displace. 10. Withdraw before CSS base is reinforced with tactical combat forces.

TASK: MAINTAIN CONTACT (63-OPFOR-1011)

CONDITION: OPFOR element is tactically engaged with enemy base defense forces. Enemy forces are withdrawing under pressure.

STANDARD: 1. Engage enemy forces decisively. 2. Advance own unit or forces as enemy withdraws. 3. Inflict casualties.

- ELEMENTS:** Company Headquarters
 Supply Platoon Headquarters
 Class I and General Supply Section
 Class IX Shipment/Receiving Section
 Class IX Storage and Issue Section
 Class IX RX Section
 Class III/V Platoon Headquarters
 Class III Storage and Issue Section
 Class III/V Distribution Section
 Class V (ATP)

TASK: Perform Area Damage Control Functions (63-2-4028)
 (FM 100-14) (FM 21-16) (FM 3-100.4)
 (FM 3-11.4) (FM 3-3)

ITERATION: 1 2 3 4 5 M (Circle)

COMMANDER/LEADER ASSESSMENT: T P U (Circle)

CONDITIONS: The unit is relieved of a threat encounter or threat forces have completely withdrawn from the area. The attack has caused heavy damage to the unit area. The commander and/or higher HQ has required a damage assessment be performed. The unit has analog and/or digital communications with higher HQ. The higher HQ OPORD, the unit TSOP, and higher HQ TSOP are available. Higher level HQ Control and Assessment CP have been established and is manned by control and assessment team personnel. ADC resources are not expended to remove or repair materials or structures that have no impact on mission accomplishment. Assistance is provided to supported elements, as required. This task is performed under all day and night environmental conditions. The unit is subject to air, NBC, and all levels of threat forces attacks. Some iterations of this task should be performed in MOPP4.

TASK STANDARDS: All mission-hindering debris and safety hazards are cleared and marked. ADC is conducted in accordance with the higher HQ TSOP and OPORD. At MOPP4, performance degradation factors minimally increase ADC activities completion times.

TASK STEPS AND PERFORMANCE MEASURES	GO	NO-GO
<p>* 1. Commander and leaders supervise unit ADC activities.</p> <ul style="list-style-type: none"> a. Identify damage to CP area. b. Forward ADC SITREP to Control and Assessment CP using analog and/or digital communications or messenger. c. Identify ADC policies and procedures by reviewing appropriate annex of the TSOP and higher HQ rear operations annex. d. Identify danger areas and inform subordinate elements. e. Supervise unit restoration activities. f. Coordinate additional support requirements with Control and Assessment CP using analog and/or digital communications or messenger. g. Coordinate dispatch of ADC teams with Control and Assessment CP using analog and/or digital communications. 		
<p>* 2. Commander and leaders organize unit ADC teams.</p> <ul style="list-style-type: none"> a. Assemble required team members and equipment in accordance with the higher HQ OPORD and TSOP. b. Dispatch control and assessment team personnel and equipment to Control and Assessment CP. c. Organize decontamination squad(s) and light rescue squad(s) as prescribed by TSOP and higher HQ S4 guidance. 		

TASK STEPS AND PERFORMANCE MEASURES	GO	NO-GO
d. Brief decontamination and rescue squads. e. Dispatch decontamination and rescue squads as directed by Control and Assessment CP. 3. Unit performs restoration activities. a. Establishes barrier and/or checkpoints that deny access to danger areas such as those containing unexploded ordnance, POL fires, and damaged structures. b. Treats casualties. NOTE: See Task 08-2-0003.63-0001 for detailed treatment procedures. c. Transports casualties. NOTE: See Task 08-2-C316.63 for detailed casualty transportation procedures. d. Relocates major items of equipment and supplies to safe areas. e. Conducts fire fighting operations until all threatening fires are extinguished. f. Employs NBC defense measures. g. Removes rubble, debris, and inoperative vehicles and equipment (mission essential only). h. Reports locations of fires and unexploded ordnance to control and assessment team using analog and/or digital communications. i. Employs safety procedures in accordance with TSOP and publications. j. Employs environmental stewardship protection program procedures.		

TASK PERFORMANCE / EVALUATION SUMMARY BLOCK							
ITERATION	1	2	3	4	5	M	TOTAL
TOTAL TASK STEPS EVALUATED							
TOTAL TASK STEPS "GO"							
TRAINING STATUS "GO"/"NO-GO"							

"*" indicates a leader task step.

SUPPORTING INDIVIDUAL TASKS: NONE

SUPPORTING COLLECTIVE TASKS

Task Number	Task Title
63-2-4014	Plan Area Damage Control Operations

OPFOR TASKS AND STANDARDS

TASK: GATHER INTELLIGENCE (63-OPFOR-1008)

CONDITION: Small OPFOR elements, operating in the rear area, are planning attacks on enemy bases. Information is needed to complete plans.

STANDARD: 1. Identify all PIR and other intelligence requirements. 2. Pass through any outpost, defensive wire, or warning devices undetected. 3. Move to an OP that offers cover and concealment and is close enough to gather PIR and other intelligence requirements. 4. Gather all PIR and other intelligence requirements. 5. Withdraw from area undetected. 6. Report all information to OPFOR HQ.

- ELEMENTS:** Company Headquarters
 Supply Platoon Headquarters
 Class I and General Supply Section
 Class IX Shipment/Receiving Section
 Class IX Storage and Issue Section
 Class IX RX Section
 Class III/V Platoon Headquarters
 Class III Storage and Issue Section
 Class III/V Distribution Section
 Class V (ATP)

TASK: Prepare Unit for a Chemical Attack (63-2-4202)
 (FM 3-11.4) (FM 3-11) (FM 3-3)
 (STP 21-1-SMCT) (STP 21-24-SMCT)

ITERATION: 1 2 3 4 5 M (Circle)

COMMANDER/LEADER ASSESSMENT: T P U (Circle)

CONDITIONS: Based on intelligence reports, threat forces are expected to use chemical weapons. Higher HQ staff element directs the implementation of actions designed to minimize casualties and damage. The unit has analog and/or digital communications with higher HQ. The higher HQ OPORD, the unit TSOP, and higher HQ TSOP are available. The unit is currently operating at MOPP2. This task is performed under all environmental conditions, both day and night. The unit is subject to air, NBC, and ground Level I threat forces attack. Some iterations of this task should be performed in MOPP4.

TASK STANDARDS: Preparations for the chemical attack are completed prior to the attack or the effects of the attack reaching the unit's location are minimized. At MOPP4, performance degradation factors increase reaction times.

TASK STEPS AND PERFORMANCE MEASURES	GO	NO-GO
<p>* 1. Commander and leaders issue warning order.</p> <ul style="list-style-type: none"> a. Maintain situational awareness using analog and/or digital communications. b. Conduct Chemical Vulnerability Analysis. c. Conduct MOPP Analysis. d. Notify all unit personnel and assigned and attached or OPCON elements of threat status using analog and digital communications or messenger. e. Direct implementation of defensive preparations consistent with the mission and threat. f. Provide guidance on level of degradation of support mission. <p>2. Unit personnel take additional actions consistent with mission.</p> <ul style="list-style-type: none"> a. Harden individual fighting positions and support facilities. b. Employ proper field sanitation measures and personal hygiene. c. Check operation of detection equipment as directed by leaders and supervisors. d. Identify protective shelter location(s), if available. e. Inspect all unit personnel protective masks and clothing for proper fitting. f. Cover all exposed equipment and supplies. g. Implement procedures to prevent further contamination in accordance with the TSOP. h. Shut down all nonessential equipment. i. Monitor area by testing with detector kits and/or paper to determine level of contamination. 		

TASK PERFORMANCE / EVALUATION SUMMARY BLOCK							
ITERATION	1	2	3	4	5	M	TOTAL
TOTAL TASK STEPS EVALUATED							
TOTAL TASK STEPS "GO"							
TRAINING STATUS "GO"/"NO-GO"							

"*" indicates a leader task step.

SUPPORTING INDIVIDUAL TASKS: NONE

SUPPORTING COLLECTIVE TASKS

Task Number	Task Title
63-2-4013	Prepare Unit for Nuclear, Biological, and Chemical Conditions

OPFOR TASKS AND STANDARDS

TASK: DISRUPT ENEMY MOVEMENT AND OPERATIONS USING PERSISTENT AND NON-PERSISTENT CHEMICAL WEAPONS (63-OPFOR-1001)

CONDITION: OPFOR units deliver chemical agents by means of conventional artillery weapons or aircraft along selected routes and key bases in the rear area.

STANDARD: 1. Deliver chemical agents in low lying and/or densely wooded areas. 2. Delay movement of enemy supplies and equipment to forward areas by disrupting C2 system. 3. Restrict enemy units movement in rear area. 4. Channel movement into predesignated ambush areas. 5. Contaminate enemy supplies and equipment. 6. Inflict casualties on enemy forces.

- ELEMENTS:** Company Headquarters
 Supply Platoon Headquarters
 Class I and General Supply Section
 Class IX Shipment/Receiving Section
 Class IX Storage and Issue Section
 Class IX RX Section
 Class III/V Platoon Headquarters
 Class III Storage and Issue Section
 Class III/V Distribution Section
 Class V (ATP)

TASK: Perform Radiological Operational Decontamination (63-2-4207)
 (FM 3-5) (FM 3-100.4) (FM 3-11.4)
 (STP 21-1-SMCT) (STP 21-24-SMCT)

ITERATION: 1 2 3 4 5 M (Circle)

COMMANDER/LEADER ASSESSMENT: T P U (Circle)

CONDITIONS: The unit area has been contaminated by radiological fallout. NBC 3 and OEG have been provided by the higher HQ staff element. The unit has analog and/or digital communications with higher HQ. The higher HQ OPORD, unit TSOP, and higher HQ TSOP are available. External NBC decontamination support has been requested in coordination with the higher HQ staff element. This task is performed under all environmental conditions both day and night. The unit is subject to air, NBC, and ground Level I threat forces attack. Some iterations of this task should be performed in MOPP4.

TASK STANDARDS: Unit decontaminates personnel and equipment to within the designated negligible risk level established by higher HQ staff element. At MOPP4, performance degradation factors increase time required to complete this task.

TASK STEPS AND PERFORMANCE MEASURES	GO	NO-GO
<p>1. Unit performs basic skill decontamination procedures.</p> <ul style="list-style-type: none"> a. Maintains situational awareness using analog and/or digital communications. b. Starts basic soldier skills procedures within 15 minutes of indications of contamination. c. Employs basic soldier skill procedures in accordance with higher HQ and unit TSOP. d. Disposes of contaminated dust and articles in accordance with prescribed techniques in higher HQ OPORD and TSOP. e. Employs safety procedures in accordance with TSOP and publications. f. Employs environmental stewardship protection program procedures. 		
<p>2. Unit performs hasty vehicle and equipment decontamination procedures.</p> <ul style="list-style-type: none"> a. Starts procedures within 30 minutes of indications of contamination, if mission permits. b. Employs hasty vehicle and equipment decontamination procedures in accordance with OPORD and TSOP. c. Disposes of contaminated dust and water in accordance with prescribed techniques in the TSOP. d. Employs safety procedures in accordance with TSOP and publications. e. Employs environmental stewardship protection program procedures. 		

TASK STEPS AND PERFORMANCE MEASURES	GO	NO-GO
<p>* 3. Commander directs resumption of operational mission.</p> <ul style="list-style-type: none"> a. Directs elements to perform assigned mission as specified by the TSOP, OPORD, and commander's guidance using analog and/or digital communications or messenger. b. Monitors unit radiation status in coordination with each subelement to ensure compliance with higher HQ commander's OEG. c. Forwards radiation status updates to higher HQ staff element using analog and/or digital communications. d. Coordinates replenishment of NBC decon items with the higher HQ staff element using analog and/or digital communications and follows up the requests by requisitioning supplies using the ULLS-S4 module requisition mode. 		

TASK PERFORMANCE / EVALUATION SUMMARY BLOCK							
ITERATION	1	2	3	4	5	M	TOTAL
TOTAL TASK STEPS EVALUATED							
TOTAL TASK STEPS "GO"							
TRAINING STATUS "GO"/"NO-GO"							

"*" indicates a leader task step.

SUPPORTING INDIVIDUAL TASKS: NONE

SUPPORTING COLLECTIVE TASKS

Task Number	Task Title
63-2-4013	Prepare Unit for Nuclear, Biological, and Chemical Conditions
63-2-4020	Respond to the Initial Effects of a Nuclear Attack
63-2-4327	Prepare for a Friendly Nuclear Strike
63-2-4328	Respond to the Residual Effects of a Nuclear Attack

OPFOR TASKS AND STANDARDS

TASK: GATHER INTELLIGENCE (63-OPFOR-1008)

CONDITION: Small OPFOR elements, operating in the rear area, are planning attacks on enemy bases. Information is needed to complete plans.

STANDARD: 1. Identify all PIR and other intelligence requirements. 2. Pass through any outpost, defensive wire, or warning devices undetected. 3. Move to an OP that offers cover and concealment and is close enough to gather PIR and other intelligence requirements. 4. Gather all PIR and other intelligence requirements. 5. Withdraw from area undetected. 6. Report all information to OPFOR HQ.

- ELEMENTS:** Company Headquarters
 Supply Platoon Headquarters
 Class I and General Supply Section
 Class IX Shipment/Receiving Section
 Class IX Storage and Issue Section
 Class IX RX Section
 Class III/V Platoon Headquarters
 Class III Storage and Issue Section
 Class III/V Distribution Section
 Class V (ATP)

TASK: Cross a Chemically Contaminated Area (63-2-4226)
 (FM 3-3) (FM 3-11) (FM 3-11.4)
 (FM 3-5) (STP 21-1-SMCT) (STP 21-24-SMCT)

ITERATION: 1M 2M 3M 4M 5M (Circle)

COMMANDER/LEADER ASSESSMENT: T P U (Circle)

CONDITIONS: Orders have been received from the higher HQ staff element to cross a chemically contaminated area. The area cannot be bypassed without unacceptable delay to the move. The unit has analog and/or digital communications with higher HQ. The higher HQ OPORD, unit TSOP, and higher HQ TSOP are available. The unit is currently located in an assembly area that provides concealment. MOPP level 2 has been designated and NBC reconnaissance, survey, and control teams are prepared for their respective missions. The unit's NBC teams will confirm, during reconnaissance, the location of the contaminated area and the type of contamination. The higher HQ staff element has coordinated for additional chemical decontamination support. Assembly areas will be designated in concealed areas or road networks, as the tactical situation dictates. This task is performed in all day and night environmental conditions. The unit is subject to air, NBC, and ground Level I threat forces attack. This task is always performed in MOPP4.

TASK STANDARDS: Unit crosses contaminated area by quickest route possible. At MOPP4, performance degradation factors increase task performance times.

TASK STEPS AND PERFORMANCE MEASURES	GO	NO-GO
1. Leading convoy element employs immediate protective measures. <ul style="list-style-type: none"> a. Assumes MOPP level 4. b. Conducts individual basic soldier skill decontamination, as necessary. 		
* 2. Convoy commander relays NBC information to march element(s). <ul style="list-style-type: none"> a. Notifies convoy element(s) of exact location and type of chemical contamination using analog and/or digital communications. b. Plots contaminated area on map overlays and in digital device. c. Provides required protective measures and MOPP level designation to march element(s). d. Designates assembly area for each element for preparation of crossing the contaminated area. e. Directs required protective measures and MOPP level for assembly areas. f. Reports locations of assembly areas, halt time, and tentative resumption time to the higher HQ staff element using analog and/or digital communications. g. Forwards NBC 1 chemical report to higher HQ staff element using analog and/or digital communications. 		

TASK STEPS AND PERFORMANCE MEASURES	GO	NO-GO
<p>3. Convoy elements occupy assembly area(s).</p> <ul style="list-style-type: none"> a. Move into assembly area without halting on the route of march. b. Establish perimeter security with 360-degree surveillance and crew-served weapons positioned along likely avenues of approach. c. Employ camouflage techniques, with emphasis on positioning mirrors toward the ground and parking vehicles in an area with overhead cover. d. Perform essential after-operation PMCS in accordance with applicable TM. 		
<p>* 4. Convoy commander selects crossing route.</p> <ul style="list-style-type: none"> a. Identifies possible routes by conducting a map reconnaissance of contaminated area. b. Conducts comparative analysis of chemical data received from higher HQ staff element, terrain analysis, and time factors for a route selection. c. Selects route that minimizes chemical contamination. d. Requests approval of selected route from higher HQ staff element using analog and/or digital communications. 		
<p>* 5. Convoy commander supervises crossing preparation activities.</p> <ul style="list-style-type: none"> a. Briefs reconnaissance team on mission, communications, and actions to be performed on other side of the contaminated area. b. Directs reconnaissance team in the donning of full MOPP4 protective garments. c. Dispatches reconnaissance team to verify type of contamination and size of contaminated area. d. Directs precautionary measures and MOPP level required for crossing. e. Assigns crossing time(s) for each march element. f. Assigns assembly area on the other side of contaminated area for each convoy element to perform operational decontamination. 		
<p>6. Chemical reconnaissance team conducts route survey.</p> <ul style="list-style-type: none"> a. Selects distances between recon checkpoints based on tactical situation and time available. b. Selects recon checkpoints at locations where chemical agents are likely to collect as prescribed in FM 3-3. c. Detects chemical vapors by using M256 kit. d. Checks presence of liquids with M8/9 detector paper. e. Marks route with predetermined material. f. Records recon information, as collected. g. Forwards all recon information to the convoy commander after completion of survey. 		
<p>7. Unit prepares to cross contaminated area.</p> <ul style="list-style-type: none"> a. Places all externally stored equipment inside vehicles. b. Covers equipment with available material. c. Closes all vehicle air vents and windows. d. Positions chemical detector paper as prescribed in FM 3-11.4. e. Dons MOPP4 protective gear. 		
<p>8. Convoy elements cross contaminated area.</p> <ul style="list-style-type: none"> a. Follow route as marked by the reconnaissance party. b. Avoid low ground, overhead branches, and heavy brush. 		

TASK STEPS AND PERFORMANCE MEASURES	GO	NO-GO
<ul style="list-style-type: none"> c. Move as quickly as possible across contaminated area without unnecessary halts and delays. d. Verify that all vehicles have crossed the contaminated area before stopping. e. Forward crossing report to the higher HQ staff element when all convoy elements have crossed the contaminated area using analog and/or digital communications. 		
<ul style="list-style-type: none"> * 9. Convoy commander supervises decontamination measures. <ul style="list-style-type: none"> a. Identifies level of required decontamination in coordination with higher HQ staff element. b. Directs implementation of basic soldier skills and/or hasty decontamination based on type of contamination, weather, and tactical situation. 		
<ul style="list-style-type: none"> 10. Unit performs chemical decontamination. <ul style="list-style-type: none"> a. Initiates skin decontamination techniques within one minute of exposure to liquid contamination. b. Completes personal wipedown within 15 minutes of exit from contaminated area. c. Completes operator's spraydown within 15 minutes of personal wipedown. d. Employs safety measures to ensure DS2 does not touch personal or protective clothing. e. Decontaminates only those areas that would cause further contamination of personnel or equipment. f. Conducts MOPP gear exchange, if required. g. Forwards decontamination status report to higher HQ staff element using analog and/or digital communications. 		
<ul style="list-style-type: none"> *11. Convoy commander coordinates resumption of road march. <ul style="list-style-type: none"> a. Designates SP for all convoy elements to resume march. b. Reschedules check point and RP crossing times in coordination with higher HQ staff element. c. Provides new march instructions to all convoy elements. d. Directs covering and marking of contaminated runoff areas. e. Affixes locations of contaminated runoff areas on map overlays. f. Coordinates detailed decontamination with higher HQ staff element using analog and/or digital communications, if required. g. Forwards road march resumption report to higher HQ staff element using analog and/or digital communications. 		
<ul style="list-style-type: none"> 12. Unit performs movement march resumption activities. <ul style="list-style-type: none"> a. Covers area(s) used for decontamination. b. Marks contaminated runoff areas. c. Decontaminates the decontamination personnel. d. Crosses new SP at time prescribed by the convoy commander. 		

TASK PERFORMANCE / EVALUATION SUMMARY BLOCK							
ITERATION	1M	2M	3M	4M	5M		TOTAL
TOTAL TASK STEPS EVALUATED							
TOTAL TASK STEPS "GO"							
TRAINING STATUS "GO"/"NO-GO"							

"*" indicates a leader task step.

SUPPORTING INDIVIDUAL TASKS: NONE

SUPPORTING COLLECTIVE TASKS

Task Number	Task Title
63-2-4018	Perform Operational Decontamination
63-2-4202	Prepare Unit for a Chemical Attack

OPFOR TASKS AND STANDARDS

TASK: DISRUPT ENEMY MOVEMENT AND OPERATIONS USING PERSISTENT AND NON-PERSISTENT CHEMICAL WEAPONS (63-OPFOR-1001)

CONDITION: OPFOR units deliver chemical agents by means of conventional artillery weapons or aircraft along selected routes and key bases in the rear area.

STANDARD: 1. Deliver chemical agents in low lying and/or densely wooded areas. 2. Delay movement of enemy supplies and equipment to forward areas by disrupting C2 system. 3. Restrict enemy units movement in rear area. 4. Channel movement into predesignated ambush areas. 5. Contaminate enemy supplies and equipment. 6. Inflict casualties on enemy forces.

- ELEMENTS:** Company Headquarters
 Supply Platoon Headquarters
 Class I and General Supply Section
 Class IX Shipment/Receiving Section
 Class IX Storage and Issue Section
 Class IX RX Section
 Class III/V Platoon Headquarters
 Class III Storage and Issue Section
 Class III/V Distribution Section
 Class V (ATP)

TASK: Employ Physical Security Measures (63-2-4306)
 (FM 3-19.30) (AR 190-13) (FM 3-100.4)
 (FM 3-11.4) (STP 21-1-SMCT)

ITERATION: 1 2 3 4 5 M (Circle)

COMMANDER/LEADER ASSESSMENT: T P U (Circle)

CONDITIONS: Guard posts are established at strategic locations in the unit's area. Guards report that one to three unidentified individuals have been sighted attempting to infiltrate the area. The unit has analog and/or digital communications with higher HQ. The higher HQ OPORD, unit TSOP, and higher HQ TSOP are available. Higher HQ support operations have commenced. The intrusion may cause personnel casualties and damage to unit equipment. This task is performed in all day and night environmental conditions. The unit is subject to air, NBC, and ground Level I threat forces attack. Some iterations of this task should be performed in MOPP4.

TASK STANDARDS: Unit elements are not surprised by threat intrusion and the attack is repelled using techniques and procedures outlined in higher HQ TSOP and OPORD. At MOPP4, performance degradation factors may increase reaction times.

TASK STEPS AND PERFORMANCE MEASURES	GO	NO-GO
<p>* 1. Commander and leaders prepare physical security plan.</p> <ul style="list-style-type: none"> a. Develop procedures for dismount point to control entry of vehicles into the unit area. b. Develop procedures for selecting and manning defensive positions. c. Develop procedures for reporting threat intrusions or sightings. d. Integrate adjacent unit plans into the physical security plan. e. Forward physical security plan to the higher HQ staff element for approval using analog and/or digital communications or messenger. <p>2. Unit HQ supervises guard force.</p> <ul style="list-style-type: none"> a. Tasks unit elements to man guard posts in the unit area. b. Establishes communication network that permits access to all guard posts. <p>3. Unit performs guard duty functions.</p> <ul style="list-style-type: none"> a. Mans positions or guard posts as designated by leader or special orders. b. Observes assigned sector. c. Employs challenge and password procedures as prescribed in the TSOP and SOI/SSI. d. Reports all suspicious activities to the guard commander or as prescribed in special orders. 		

TASK STEPS AND PERFORMANCE MEASURES	GO	NO-GO
<p>* 4. Commander and leaders direct response(s) against saboteurs or terrorists.</p> <ul style="list-style-type: none"> a. Forward incident report to the higher HQ staff element using analog and/or digital communications or messenger. b. Direct perimeter manning level increases as prescribed by the TSOP. c. Maintain a current operations status of the situation. d. Provide continuous situation updates to the higher HQ staff element using analog and/or digital communications or messenger. e. Direct shifting of response force from assembly areas to threat contact area(s). f. Sound "All Clear" signal as soon as attack is over and intruders have been eliminated. g. Direct decrease in manning levels consistent with the tactical situation. <p>5. Unit responds to saboteur or terrorist intrusions.</p> <ul style="list-style-type: none"> a. Occupies predesignated fighting positions (designated personnel only). b. Reports to unit CP (personnel selected for response force). c. Recons assigned sector for threat activities. d. Fires at any target in area as prescribed by rules of engagement. e. Treats casualties. <p>NOTE: See Task 08-2-0003.63-0001 for detailed treatment procedures.</p> <ul style="list-style-type: none"> f. Transports casualties. <p>NOTE: See Task 08-2-C316.63 for detailed casualty transportation procedures.</p> <ul style="list-style-type: none"> g. Performs mortuary affairs operations. <p>NOTE: See Task 10-2-4513 for detailed mortuary affairs procedures.</p> <p>* 6. Commander supervises post-attack activities.</p> <ul style="list-style-type: none"> a. Forwards casualty and damage report(s) submitted by subelements to the higher HQ S1, S2/S3, and S4 using analog and/or digital communications or messenger. b. Coordinates life support requirements caused by destruction of supplies, equipment, or personnel with the higher HQ staff S1 and S4 using analog and/or digital communications or messenger. c. Coordinates replenishment of destroyed equipment and supplies with the higher HQ S4 using analog and/or digital communications. <p>NOTE: The unit requisitions equipment and supplies using ULLS-S4.</p> <ul style="list-style-type: none"> d. Directs unit elements to continue their assigned missions. 		

TASK PERFORMANCE / EVALUATION SUMMARY BLOCK							
ITERATION	1	2	3	4	5	M	TOTAL
TOTAL TASK STEPS EVALUATED							
TOTAL TASK STEPS "GO"							
TRAINING STATUS "GO"/"NO-GO"							

"*" indicates a leader task step.

SUPPORTING INDIVIDUAL TASKS: NONE

SUPPORTING COLLECTIVE TASKS

Task Number	Task Title
63-2-4001	Plan Unit Move
63-2-4002	Prepare Unit to Move
63-2-4003	Conduct Tactical Road March
63-2-4007	Plan Occupation of New Area of Operations
63-2-4008	Perform Advance/Quartering Party Activities
63-2-4009	Occupy New Operating Site
63-2-4010	Plan Unit Defense
63-2-4011	Set Up Unit Defense
63-2-4016	Employ Operations Security Measures

OPFOR TASKS AND STANDARDS

TASK: CONDUCT TERRORIST AND SABOTEUR ATTACKS (63-OPFOR-1013)

CONDITION: OPFOR dispatches small teams into enemy rear area to disrupt CSS operations.

STANDARD: 1. Locate rear support bases and C2 facilities. 2. Delay and disrupt CSS operations through probes. 3. Infiltrate CSS bases to conduct sabotage and terrorist activities. 4. Inflict casualties. 5. Destroy supplies and equipment.

- ELEMENTS:** Company Headquarters
 Supply Platoon Headquarters
 Class I and General Supply Section
 Class IX Shipment/Receiving Section
 Class IX Storage and Issue Section
 Class IX RX Section
 Class III/V Platoon Headquarters
 Class III Storage and Issue Section
 Class III/V Distribution Section
 Class V (ATP)

TASK: Prepare for a Friendly Nuclear Strike (63-2-4327)
 (FM 3-11.4) (FM 3-5) (STP 21-24-SMCT)

ITERATION: 1 2 3 4 5 M (Circle)
COMMANDER/LEADER ASSESSMENT: T P U (Circle)

CONDITIONS: The unit receives a STRIKEWARN message from the higher HQ staff element with specific actions to be implemented in preparation for a friendly nuclear strike. The unit has analog and digital communications with higher HQ. The higher HQ OPORD, unit TSOP, and higher HQ TSOP are available. This task is performed under all day and night environmental conditions. The unit is subject to air, NBC, and ground Level I threat forces attack. Some iterations of this task should be performed in MOPP4.

TASK STANDARDS: Preparations for a friendly nuclear strike are completed within 30 minutes of the time specified in the warning order. At MOPP4, performance degradation factors increase preparation time threefold.

TASK STEPS AND PERFORMANCE MEASURES	GO	NO-GO
1. Unit HQ acknowledges warning. <ul style="list-style-type: none"> a. Maintains situational awareness using analog and digital communications. b. Authenticates the call using analog and digital communications. c. Transcribes message to hard copy with 100 percent accuracy. d. Acknowledges receipt by return message using analog and digital communications. 		
* 2. Commander and leaders issue warning order. <ul style="list-style-type: none"> a. Alert assigned and attached subelements by most expedient means. b. Relay specific directed actions by analog and digital communications or messengers. 		
3. Unit performs preparatory actions. <ul style="list-style-type: none"> a. Cover foxholes and shelters. b. Place all externally stored equipment inside tents or shelters, if possible. c. Place vehicles and equipment on terrain that provides shielding. d. Cover all equipment, munitions, fuel, food, and water containers. e. Cover nose and mouth with handkerchief or clean rag. f. Wear designated MOPP gear to minimize skin exposure. g. Zero dosimeters. h. Wear individual dosimeters (selected personnel). i. Disconnect nonessential electronic equipment. j. Tie down essential antennas. 		

TASK STEPS AND PERFORMANCE MEASURES	GO	NO-GO
k. Disassemble nonessential antennas and antenna leads. l. Improve shelters and individual positions with consideration for blast, thermal, and radiation effects. m. Secure loose flammable or explosive items and water containers. n. Start periodic monitoring. o. Continue to harden positions and vehicles. p. Disconnect all electronic equipment. q. Initiate COOP.		

TASK PERFORMANCE / EVALUATION SUMMARY BLOCK							
ITERATION	1	2	3	4	5	M	TOTAL
TOTAL TASK STEPS EVALUATED							
TOTAL TASK STEPS "GO"							
TRAINING STATUS "GO"/"NO-GO"							

"*" indicates a leader task step.

SUPPORTING INDIVIDUAL TASKS: NONE

SUPPORTING COLLECTIVE TASKS

Task Number	Task Title
63-2-4013	Prepare Unit for Nuclear, Biological, and Chemical Conditions
63-2-4014	Plan Area Damage Control Operations
63-2-4018	Perform Operational Decontamination
63-2-4019	Perform Thorough Decontamination

OPFOR TASKS AND STANDARDS: NONE

- ELEMENTS:** Company Headquarters
 Supply Platoon Headquarters
 Class I and General Supply Section
 Class IX Shipment/Receiving Section
 Class IX Storage and Issue Section
 Class IX RX Section
 Class III/V Platoon Headquarters
 Class III Storage and Issue Section
 Class III/V Distribution Section
 Class V (ATP)

TASK: Respond to the Residual Effects of a Nuclear Attack (63-2-4328)
 (FM 3-5) (FM 3-100.4) (FM 3-11.4)
 (STP 21-1-SMCT) (STP 21-24-SMCT)

ITERATION: 1 2 3 4 5 M (Circle)

COMMANDER/LEADER ASSESSMENT: T P U (Circle)

CONDITIONS: A nuclear attack has occurred and the unit must respond by preparing for the fallout predicted to arrive in its AO. The unit has analog and digital communications with higher HQ. The higher HQ OPORD, unit TSOP, and higher HQ TSOP are available. The higher HQ staff element has disseminated a simplified fallout prediction with estimated time of arrival for fallout. The higher HQ unit NBC defense equipment is available. The NBC 3 nuclear reports and OEG have been provided by the higher HQ staff element. This task is performed under all day and night environmental conditions. The unit is subject to air, NBC, and ground Level I threat forces attack. Some iterations of this task should be performed in MOPP4.

TASK STANDARDS: Unit personnel complete fallout preparation before arrival of fallout in accordance with the TSOP and directives provided by the higher HQ staff element. At MOPP4, performance degradation factors increase fallout preparation implementation time.

TASK STEPS AND PERFORMANCE MEASURES	GO	NO-GO
<p>1. Unit prepares for radiological fallout.</p> <ul style="list-style-type: none"> a. Dons protective mask. <p>NOTE: If protective mask is unavailable, cover nose and mouth with handkerchief or clean rag.</p> <ul style="list-style-type: none"> b. Dons designated MOPP gear to minimize skin exposure. c. Identifies fallout prediction zone the unit is in. d. Calculates how much radiation is expected. e. Wears individual dosimeters (selected personnel). f. Covers foxhole and shelter. g. Places all externally stored equipment inside tents or shelters. h. Covers all equipment, munitions, fuel, food, and water containers. i. Continues operational mission as directed by the higher HQ staff element (essential personnel only). j. Occupies shelters or closed vehicles (nonessential personnel). k. Starts continuous monitoring. l. Continues to improve/increase overhead cover prior to the arrival of fallout. m. Occupies shelters upon the arrival of fallout. n. Calculates optimum time of exit from shelter(s). o. Submits NBC 4 initial report to the higher HQ S2/S3 using analog and digital communications or messenger. p. Takes readings every 15 minutes. 		

TASK STEPS AND PERFORMANCE MEASURES	GO	NO-GO
q. Submits NBC 4 peak report to the higher HQ S2/S3 using analog and digital communications or messenger. r. Takes readings every 30 minutes for 2.5 hours. s. Submits NBC series report to the higher HQ S2/S3 based on readings using analog and digital communications or messenger.		
2. Unit NBC defense teams perform monitoring activities. a. Initiate radiacmeter monitoring to determine radiation dose rate. b. Relay warning to unit personnel using analog and digital communications or messenger. c. Take shelter, if mission permits, until "All Clear" is given or if directed to move. d. Monitor radiacmeter to determine dose rate and total dosage. e. Report dose rate and total dosage to the higher HQ S2/S3 using analog and digital communications or messenger.		
* 3. Commander and leaders develop contingency plan. a. Identify current mission status. b. Perform comparative analysis between the RES and the OEG. c. Direct development of personnel rotation plans by subelements to minimize personnel exposure. d. Direct development of entry and exit procedures by subelements to minimize shelter and vehicle contamination. e. Develop relocation plan in coordination with the higher HQ S2/S3 using analog and digital communications or messenger. f. Disseminate contingency plan to all subelements and the higher HQ S2/S3 using analog and digital communications or messenger. g. Coordinate with the higher HQ S4 for decontamination after fallout is complete using analog and digital communications. h. Direct deliberate decontamination. i. Enforce safety procedures in accordance with TSOP and applicable publications. j. Enforce environmental stewardship protection program procedures.		

TASK PERFORMANCE / EVALUATION SUMMARY BLOCK							
ITERATION	1	2	3	4	5	M	TOTAL
TOTAL TASK STEPS EVALUATED							
TOTAL TASK STEPS "GO"							
TRAINING STATUS "GO"/"NO-GO"							

"*" indicates a leader task step.

SUPPORTING INDIVIDUAL TASKS: NONE

SUPPORTING COLLECTIVE TASKS

Task Number	Task Title
63-2-4013	Prepare Unit for Nuclear, Biological, and Chemical Conditions
63-2-4020	Respond to the Initial Effects of a Nuclear Attack

OPFOR TASKS AND STANDARDS

TASK: DISRUPT ENEMY MOVEMENT AND OPERATIONS USING TACTICAL NUCLEAR WEAPONS (63-OPFOR-1002)

CONDITION: Tactical nuclear weapons are employed against key locations in the rear area.

STANDARD: 1. Disrupt or delay movement of equipment and supplies to forward areas. 2. Destroy enemy equipment and supplies. 3. Inflict nuclear casualties among enemy troops. 4. Deny enemy use of specified areas. 5. Contaminate enemy equipment and supplies.

- ELEMENTS:** Company Headquarters
 Supply Platoon Headquarters
 Class I and General Supply Section
 Class IX Shipment/Receiving Section
 Class IX Storage and Issue Section
 Class IX RX Section
 Class III/V Platoon Headquarters
 Class III Storage and Issue Section
 Class III/V Distribution Section
 Class V (ATP)

TASK: Respond to a Chemical Attack (63-2-4334)
 (FM 3-3) (FM 3-11) (FM 3-11.4)
 (STP 21-1-SMCT) (STP 21-24-SMCT)

ITERATION: 1 2 3 4 5 M (Circle)

COMMANDER/LEADER ASSESSMENT: T P U (Circle)

CONDITIONS: The sound of automatic alarms or color changes in chemical detector paper indicates the presence of contaminants. The unit has analog and/or digital communications with higher HQ. The higher HQ OPORD, the unit TSOP, and higher HQ TSOP are available. The unit is tactically deployed at MOPP2. Intelligence reports from the higher HQ staff element indicate that the threat is capable of attacking with chemical weapons. This task is performed under all day and night environmental conditions. The unit is subject to air, NBC, and ground Level I threat forces attack. Some iterations of this task should be performed in MOPP4.

TASK STANDARDS: Unit personnel react to the chemical alarm within 15 seconds, assume MOPP4 within 2 to 4 minutes, and perform testing and unmasking procedures until unit is reorganized and reduced MOPP level functions are reinstated.

TASK STEPS AND PERFORMANCE MEASURES	GO	NO-GO
<p>1. Unit personnel employ protective measures.</p> <ul style="list-style-type: none"> a. Don protective mask within 9 seconds, with hood within 15 seconds. b. Initiate appropriate alarms (vocal and nonvocal). c. Don protective gloves within 45 seconds of alarm. d. Conduct skin decontamination within 2 minutes of alarm. e. Identify type of agent using chemical agent detector kits. f. Conduct operator spraydown and personal equipment decontamination within 15 minutes of alarm. g. Continue mission unless directed otherwise. 		
<p>2. Unit personnel protect equipment.</p> <ul style="list-style-type: none"> a. Cover all exposed equipment and supplies. b. Implement procedures to prevent further contamination in accordance with the TSOP. c. Monitor the area to determine contamination levels by testing with detector kits and paper. 		
<p>* 3. Unit leaders provide NBC reports to the higher HQ S2/S3.</p> <ul style="list-style-type: none"> a. Forward initial NBC 1 chemical report as soon as tactical situation permits using analog and/or digital communications or messenger. b. Request permission to move, if mission permits, using analog and/or digital communications or messenger. 		

TASK STEPS AND PERFORMANCE MEASURES	GO	NO-GO
<ul style="list-style-type: none"> c. Coordinate with higher HQ S4 on for hasty or deliberate decontamination support using analog and/or digital communications. d. Forward follow-up NBC 1 chemical report within 20 minutes after the attack using analog and/or digital communications or messenger. 		
<ul style="list-style-type: none"> * 4. Unit leaders initiate unmasking procedures (if chemical agent detector kits indicate negative results). <ul style="list-style-type: none"> a. Direct two individuals to conduct unmasking procedures. b. Observe directed individuals for 10 minutes for symptoms of illness. c. Observe directed individuals for delayed symptoms. d. Initiate "All Clear" signal, if no symptoms of chemical poisoning are detected. e. Report results to higher HQ S2/S3 using analog and/or digital communications or messenger systems. 		
<ul style="list-style-type: none"> 5. Unit personnel employ unmasking procedures (chemical agent detector kits indicate negative results). <ul style="list-style-type: none"> a. Break the seal in a shady area (directed personnel). b. Remain unmasked for five minutes (directed personnel). c. Remask and clear masks (directed personnel). 		
<p>NOTE: Task steps 6 and 7 are performed only if chemical agent detector kits are not available.</p>		
<ul style="list-style-type: none"> * 6. Unit leaders initiate unmasking procedures (using M8/M9 detector paper). <ul style="list-style-type: none"> a. Check area for physical signs of liquid contamination using M8/M9 detector paper. b. Direct two individuals to conduct unmasking procedures. c. Observe directed individuals for 10 minutes for symptoms of chemical incapacitation. <p>NOTE: Wait 5 minutes after directed individuals have unmasked.</p> <ul style="list-style-type: none"> d. Observe directed individuals for another 10 minutes after they unmask again, for symptoms of chemical incapacitation. e. Initiate "All Clear" signal, if no symptoms appear. f. Report results to higher HQ S2/S3 using analog and/or digital communications or messenger. 		
<ul style="list-style-type: none"> 7. Unit personnel employ unmasking procedures (using M8 detector paper). <ul style="list-style-type: none"> a. Check area for physical signs of liquid contamination using M8/M9 detector paper. b. Break mask seal in a shady area (directed individuals). c. Keep eyes open for 15 seconds (directed individuals). d. Clear mask (directed individuals). e. Reseal mask (directed individuals). f. Remain masked for 10 minutes (directed individuals). g. Unmask for five minutes (directed individuals). h. Remask for 10 minutes (directed individuals). i. Initiate "All Clear" if no symptoms appear. j. Repeat unmasking procedures, steps b through i above, for remaining unit personnel. k. Report results to higher HQ S2/S3 using analog and/or digital communications or messenger. 		
<ul style="list-style-type: none"> * 8. Commander and leaders reorganize unit area. <ul style="list-style-type: none"> a. Establish Situational Awareness. b. Reestablish chain of command. 		

TASK STEPS AND PERFORMANCE MEASURES	GO	NO-GO
c. Coordinate required unit MOPP level with the higher HQ S2/S3 using analog and/or digital communications or messenger. d. Inspect unit personnel to ensure that individuals remain at the directed MOPP level. e. Direct periodic chemical monitoring in the unit area. f. Supervise the request and distribution of replacement chemical defense equipment and supplies.		

TASK PERFORMANCE / EVALUATION SUMMARY BLOCK							
ITERATION	1	2	3	4	5	M	TOTAL
TOTAL TASK STEPS EVALUATED							
TOTAL TASK STEPS "GO"							
TRAINING STATUS "GO"/"NO-GO"							

"*" indicates a leader task step.

SUPPORTING INDIVIDUAL TASKS: NONE

SUPPORTING COLLECTIVE TASKS

Task Number	Task Title
63-2-4013	Prepare Unit for Nuclear, Biological, and Chemical Conditions
63-2-4202	Prepare Unit for a Chemical Attack

OPFOR TASKS AND STANDARDS

TASK: DISRUPT ENEMY MOVEMENT AND OPERATIONS USING PERSISTENT AND NON-PERSISTENT CHEMICAL WEAPONS (63-OPFOR-1001)

CONDITION: OPFOR units deliver chemical agents by means of conventional artillery weapons or aircraft along selected routes and key bases in the rear area.

STANDARD: 1. Deliver chemical agents in low lying and/or densely wooded areas. 2. Delay movement of enemy supplies and equipment to forward areas by disrupting C2 system. 3. Restrict enemy units movement in rear area. 4. Channel movement into predesignated ambush areas. 5. Contaminate enemy supplies and equipment. 6. Inflict casualties on enemy forces.

- ELEMENTS:** Company Headquarters
 Supply Platoon Headquarters
 Class I and General Supply Section
 Class IX Shipment/Receiving Section
 Class IX Storage and Issue Section
 Class IX RX Section
 Class III/V Platoon Headquarters
 Class III Storage and Issue Section
 Class III/V Distribution Section
 Class V (ATP)

TASK: Destroy Supplies and Equipment (63-2-4522)
 (TM 750-244-3) (DA PAM 385-1) (FM 100-14)
 (FM 3-100.4) (FM 3-11.4) (FM 3-5)
 (TM 43-0002-33) (TM 750-244-2) (TM 750-244-6)
 (TM 750-244-7)

ITERATION: 1 2 3 4 5 M (Circle)

COMMANDER/LEADER ASSESSMENT: T P U (Circle)

CONDITIONS: The commander has been ordered to evacuate the position and destroy or disable those items of equipment and supplies the unit cannot evacuate. The unit has analog and digital communications with higher HQ. Tactical operations are underway in accordance with the OPORD, the unit TSOP, and higher HQ TSOPs. A threat force penetration of the unit's position is expected to occur within a specified period of time. Initial hasty displacement preparations were made during the defense buildup. Destruction of supplies and equipment has been previously coordinated with higher HQ staff element and EOD personnel. Unit destruction plan, applicable publications, supplies, and equipment are available. This task is performed under all day and night environmental conditions. The unit is subject to air, NBC, and ground Level I threat forces attack. Some iterations of this task should be performed in MOPP4.

TASK STANDARDS: The unit evacuates its position within the time specified by the higher HQ staff element and destroys or disables selected supplies, equipment, documents, COMSEC/IEW equipment and other critical items that cannot be evacuated (medical items must not be destroyed). At MOPP4, performance degradation factors increase the time required to destroy supplies and equipment.

TASK STEPS AND PERFORMANCE MEASURES	GO	NO-GO
<p>* 1. Commander directs selected supplies and equipment be destroyed or disabled.</p> <ul style="list-style-type: none"> a. Identifies critical equipment and supplies that must be destroyed or disabled. b. Identifies computer and computer related hardware and software that must be destroyed. c. Prioritizes destruction and disablement of selected equipment based on denying its value to the enemy. d. Briefs platoon and section leaders on situation and destruction priorities. e. Consolidates requests for EOD or engineer support received from the platoons and sections. f. Follows guidelines contained in the destruction plan, unit and battalion TSOPs, and EOD or engineer publications. g. Assigns tasks and responsibilities. h. Requests EOD or engineer support through S2/S3, as required. i. Consolidates destruction reports received from the platoons and sections. j. Provides consolidated destruction report to S2/S3 in accordance with TSOP. 		

TASK STEPS AND PERFORMANCE MEASURES	GO	NO-GO
<ul style="list-style-type: none"> k. Enforces safety procedures in accordance with TSOP and publications. l. Enforces environmental stewardship protection program procedures. 		
<ul style="list-style-type: none"> * 2. Platoon and section leaders supervise destruction or disabling of supplies and equipment. <ul style="list-style-type: none"> a. Identify supplies and equipment to be destroyed or disabled. b. Identify destruction or disabling method. c. Direct destruction or disabling of supplies and equipment. d. Report completed destruction to commander. e. Enforce safety procedures in accordance with TSOP and publications. f. Enforce environmental stewardship protection program procedures. 		
<ul style="list-style-type: none"> 3. Platoon and section personnel destroy or disable tracked and wheeled vehicles (to include construction equipment). <ul style="list-style-type: none"> a. Drain the engine oil. b. Drain equipment hydraulic systems and cut hydraulic hoses. c. Slash all tires. d. Run engines until they seize, as applicable. e. Burn hoses, belts, and so forth, as applicable. f. Destroy vital elements, such as the gearbox, starter, engine block, transmission, instrument panel, and any communication equipment. g. Employ safety procedures in accordance with TSOP and publications. h. Employ environmental stewardship protection program procedures. 		
<ul style="list-style-type: none"> 4. Platoon and section personnel destroy or disable all critical supplies, computer and non computer related communications equipment, and COMSEC/IEW materiel. <ul style="list-style-type: none"> a. Record all COMSEC/IEW materiel identified for destruction or disablement. b. Destroy analog and/or digital communication components in accordance with applicable TM. c. Burn COMSEC/IEW codes, keys, password lists, software, and any other perishable classified items. d. Destroy ETMs and other automated or nonautomated documents in accordance with TSOP. e. Destroy or render computer and computer related hardware and software inoperative in accordance with appropriate TM. f. Destroy supplies in accordance with appropriate TM and TSOP. g. Employ safety procedures in accordance with applicable reference. h. Employ environmental stewardship protection program procedures. 		
<ul style="list-style-type: none"> * 5. Platoon and section leaders arrange for destruction of supplies and equipment with explosives. <ul style="list-style-type: none"> a. Identify items for destruction. b. Review explosive detonation procedures. c. Estimate type and amount of explosive material required. d. Provide commander with explosive material requirement estimate. e. Request EOD or engineer support, through commander, as required. 		
<ul style="list-style-type: none"> * 6. Platoon and section leaders submit status reports to the commander. <ul style="list-style-type: none"> a. Submit certificate of destruction of supply items destroyed by class of supply. b. Submit certificate of destruction of tracked and wheeled vehicles, construction equipment, and special purpose vehicles destroyed or disabled. 		

TASK STEPS AND PERFORMANCE MEASURES	GO	NO-GO
c. Submit certificate of destruction of analog and/or digital communication equipment destroyed or disabled. d. Submit certificate of destruction of COMSEC/IEW items destroyed. e. Submit certificate of destruction of computer hardware and software destroyed. f. Submit report of platoon and section's capability to continue with assigned missions.		

TASK PERFORMANCE / EVALUATION SUMMARY BLOCK							
ITERATION	1	2	3	4	5	M	TOTAL
TOTAL TASK STEPS EVALUATED							
TOTAL TASK STEPS "GO"							
TRAINING STATUS "GO"/"NO-GO"							

"*" indicates a leader task step.

SUPPORTING INDIVIDUAL TASKS: NONE

SUPPORTING COLLECTIVE TASKS

Task Number	Task Title
63-2-4028	Perform Area Damage Control Functions

OPFOR TASKS AND STANDARDS: NONE

- ELEMENTS:** Company Headquarters
 Supply Platoon Headquarters
 Class I and General Supply Section
 Class IX Shipment/Receiving Section
 Class IX Storage and Issue Section
 Class IX RX Section
 Class III/V Platoon Headquarters
 Class III Storage and Issue Section
 Class III/V Distribution Section
 Class V (ATP)

TASK: Treat Casualties (08-2-0003.63-0001)
 (FM 4-25.11) (AR 600-8-1) (FM 3-11.4)
 (FM 3-5) (FM 4-02) (FM 8-10-6)
 (FM 4-02.7) (FM 8-285) (FM 8-55)

ITERATION: 1 2 3 4 5 M (Circle)

COMMANDER/LEADER ASSESSMENT: T P U (Circle)

CONDITIONS: The unit has sustained casualties. The unit has no organic medical personnel. Threat force contact has been broken. Soldiers have been wounded and may have chemical contamination or non-battle injuries. Some unit personnel have been assigned the additional duty of combat lifesavers. Unit personnel are performing self-buddy aid and combat lifesavers are providing advance treatment until medical treatment personnel arrive. Higher HQ TSOP and OPORD are available.

NOTE: This task should not be trained in MOPP 4 except when treating NBC casualties. Some iterations of this task should be performed in MOPP4.

TASK STANDARDS: Unit personnel provide treatment for casualties in accordance with FM 4-25.11, FM 8-285, and combat lifesavers certification standards. At MOPP 4, performance degradation factors increase the time required to provide treatment and limits the type of treatment provided.

TASK STEPS AND PERFORMANCE MEASURES	GO	NO-GO
<p>* 1. Commander and leaders supervise treatment of casualties.</p> <ul style="list-style-type: none"> a. Develop treatment plan. b. Monitor treatment for compliance with FM 4-25.11 and to ensure all casualties are treated. c. Direct employment of combat lifesavers to treat casualties. d. Report casualties, as required. e. Coordinate replenishment of Class VIII supplies with the supporting unit in accordance with the TSOP. f. Direct distribution of Class VIII supplies and equipment in accordance with the TSOP. g. Enforce QC procedures for Class VIII items issued to control team elements. <p>2. Unit elements survey each casualty.</p> <ul style="list-style-type: none"> a. Check for responsiveness. b. Check for breathing. c. Check for bleeding. d. Check for head injury. e. Check for shock. f. Check for fractures, to include cervical spine and back fractures. g. Check for burns. 		

TASK STEPS AND PERFORMANCE MEASURES	GO	NO-GO
<p>3. Unit elements administer life-saving treatment.</p> <ul style="list-style-type: none"> a. Clear all objects from throat of casualty. b. Use jaw thrust method to open airway if cervical spine injury is suspected. c. Perform mouth-to-mouth resuscitation to restore casualty's breathing in accordance with CPR procedures. 		
<p>4. Unit elements control hemorrhage.</p> <ul style="list-style-type: none"> a. Apply manual direct pressure to wound. b. Elevate extremities. c. Apply pressure dressing to wound. d. Apply digital pressure-to-pressure points. e. Apply tourniquet as last resort. 		
<p>5. Unit elements dress wounds.</p> <ul style="list-style-type: none"> a. Apply occlusive dressing to an open chest wound, if possible. b. Apply dressing to an open abdominal wound. c. Apply dressing to an open head wound. 		
<p>6. Unit elements splint suspected fractures.</p> <ul style="list-style-type: none"> a. Employ available materials to splint injury. b. Splint fracture in position found. c. Restrict movement of extremities. d. Check circulation for impairment. 		
<p>7. Unit elements treat casualties with burns.</p> <ul style="list-style-type: none"> a. Extinguish thermal burn agents. b. Remove chemical burn agent(s). c. Eliminate electrical burn source. d. Uncover burn unless stuck to clothing or a chemical environment exists. e. Apply field dressing. 		
<p>8. Unit elements treat environmental injuries.</p> <ul style="list-style-type: none"> a. Administer first aid for heat injuries. b. Administer first aid for heat stroke. c. Administer first aid for frostbite. 		
<p>9. Unit elements treat chemical casualties.</p> <ul style="list-style-type: none"> a. Take immediate protective steps to protect self and warn others in accordance with FM 8-285. b. Protect casualty from further contamination. c. Administer nerve agent antidote in accordance with FM 4-25.11 and FM 8-285. d. Decontaminate casualty in accordance with FM 8-285, if necessary. 		
<p>10. Unit elements prevent shock.</p> <ul style="list-style-type: none"> a. Position casualty in the correct anti-shock position in accordance with FM 4-25.11. b. Loosen clothing and equipment. c. Prevent casualty from chilling and overheating. d. Calm casualty by reassuring him. 		
<p>11. Unit combat lifesavers perform advanced treatment.</p> <ul style="list-style-type: none"> a. Evaluate casualty for condition and type treatment needed. b. Measure casualty's vital signs. 		

TASK STEPS AND PERFORMANCE MEASURES	GO	NO-GO
c. Record casualty's vital signs. NOTE: Vital signs are monitored throughout treatment for abnormalities and required immediate action. d. Insert oropharyngeal airway in an unconscious casualty. e. Apply a splint to a fractured limb. f. Administer first aid to chemical agent casualties. g. Initiate an intravenous infusion for hypovolemic shock. h. Identify environmental injuries. i. Treat environmental injuries. j. Manage BF casualties.		

TASK PERFORMANCE / EVALUATION SUMMARY BLOCK							
ITERATION	1	2	3	4	5	M	TOTAL
TOTAL TASK STEPS EVALUATED							
TOTAL TASK STEPS "GO"							
TRAINING STATUS "GO"/"NO-GO"							

"*" indicates a leader task step.

SUPPORTING INDIVIDUAL TASKS: NONE

SUPPORTING COLLECTIVE TASKS: NONE

OPFOR TASKS AND STANDARDS: NONE

- ELEMENTS:** Company Headquarters
 Supply Platoon Headquarters
 Class I and General Supply Section
 Class IX Shipment/Receiving Section
 Class IX Storage and Issue Section
 Class IX RX Section
 Class III/V Platoon Headquarters
 Class III Storage and Issue Section
 Class III/V Distribution Section
 Class V (ATP)

- TASK:** Transport Casualties (08-2-C316.63)
 (FM 8-10-6) (AR 385-10) (AR 600-8-1)
 (FM 4-25.11) (FM 3-0) (FM 3-11.4)
 (FM 3-5) (FM 3-21.38) (FM 4-02)
 (FM 8-285) (FM 8-55)

ITERATION: 1 2 3 4 5 M (Circle)

COMMANDER/LEADER ASSESSMENT: T P U (Circle)

CONDITIONS: Unit personnel are wounded and some may be chemically contaminated. Threat force contact has been broken. Unit defenses have been reorganized. Casualties are transported from fighting positions to designated casualty collection points. All methods of transportation are employed. Some wounded EPW casualties may require transportation. This task is performed simultaneously with other reorganization tasks. TSOP and higher HQ OPORD are available. Some iterations of this task should be performed in MOPP4.

TASK STANDARDS: Casualties are transported as soon as tactical situation permits in accordance with TSOP, OPORD, the provisions of the Geneva Convention, and FM 8-10-6. At MOPP level 4, performance degradation factors increases the time required to transport casualties.

TASK STEPS AND PERFORMANCE MEASURES	GO	NO-GO
<p>* 1. Unit commander and leaders supervise transport of casualties.</p> <ul style="list-style-type: none"> a. Identify casualty collection points. b. Identify transport requirements. c. Supervise preparation of casualties for transport. d. Coordinate transport of casualties from unit area with higher HQ staff element in accordance with TSOP and FM 8-10-6. e. Coordinate security requirements for the pick-up site with subelements and higher HQ staff element. f. Disseminate transportation information to unit personnel. g. Forward casualty feeder report and witness statements to higher HQ staff element in accordance with TSOP and FM 12-6. <p>2. Unit elements prepare casualties for transportation. (121-030-3534)</p> <ul style="list-style-type: none"> a. Treat casualties. <p>NOTE: See task 08-2-0003.63-0001 for detailed treatment procedures.</p> <ul style="list-style-type: none"> b. Report casualties, as required. c. Collect classified documents such as SOI/SSI, maps, overlays, and key lists. d. Secure custody of organizational equipment in accordance with the TSOP. e. Forward spot casualty reports to unit HQ in accordance with TSOP. 		

TASK STEPS AND PERFORMANCE MEASURES	GO	NO-GO
<p>3. Unit elements transport casualties to casualty collection points using manual carries. (04-8310.00-3027, 04-8310.00-3028, 081-831-1040, 081-831-1041)</p> <ul style="list-style-type: none"> a. Select type of manual carry appropriate to situation and injury. b. Transport casualty without causing further injury in accordance with FM 8-10-6. 		
<p>4. Unit elements transport casualties to casualty collection points using litter carries. (04-8310.00-3028, 081-831-1041)</p> <ul style="list-style-type: none"> a. Identify litter team(s). b. Construct improvised litter from available material, as required. c. Secure casualty on litter. d. Transport casualty without causing further injury in accordance with FM 8-10-6. 		
<p>5. Unit elements transport casualties to a MFT using available vehicles.</p> <ul style="list-style-type: none"> a. Load maximum number of casualties with the most seriously injured last in accordance with FM 8-10-6. b. Secure casualties in vehicle. c. Transport casualties without causing further injury in accordance with FM 8-10-6. 		
<p>* 6. Commander and leaders request aeromedical evacuation. (081-831-0101)</p> <ul style="list-style-type: none"> a. Transmit request in accordance with OPORD, TSOP, and FM 8-10-6. b. Select landing site which provides sufficient space for helicopter hover, landing, and takeoff in accordance with FM 8-10-6 and FM 3-21.38. c. Supervise removal of all dangerous objects likely to be blown about prior to aircraft arrival. d. Supervise security of landing site in accordance with the TSOP. 		
<p>7. Unit elements assist in loading ambulance.</p> <ul style="list-style-type: none"> a. Employ proper carrying and loading techniques in accordance with FM 8-10-6. b. Load casualties in the sequence directed by crew. c. Load casualty without causing unnecessary discomfort. d. Employ safety procedures in accordance with the TSOP and FM 8-10-6. e. Employ environmental protection procedures in accordance with AR200-1 and TSOP. 		
<p>8. Unit elements transport chemically contaminated casualties. (031-503-1004, 031-503-1012, 031-503-1015, 031-503-1025, 031-503-1028)</p> <ul style="list-style-type: none"> a. Assume MOPP 4. b. Mark contaminated casualties in accordance with the TSOP. c. Notify supporting MTF that contaminated casualties are enroute to their location. d. Transport casualties directly to a designated decontamination and treatment station. e. Protect casualty from further contamination during transport. 		
<p>9. Unit personnel transport EPW casualties.</p> <ul style="list-style-type: none"> a. Maintain security of EPW casualties in accordance with the TSOP. b. Search EPW casualties for weapons and ordnance prior to transportation. c. Transport EPW casualties in accordance with the provisions of the Geneva Convention agreements and the TSOP. 		

TASK PERFORMANCE / EVALUATION SUMMARY BLOCK							
ITERATION	1	2	3	4	5	M	TOTAL
TOTAL TASK STEPS EVALUATED							
TOTAL TASK STEPS "GO"							
TRAINING STATUS "GO"/"NO-GO"							

"*" indicates a leader task step.

SUPPORTING INDIVIDUAL TASKS

Task Number	Task Title
031-503-1004	Protect Yourself from Chemical and Biological Injury/Contamination Using Your M17-Series Protective Mask with Hood
031-503-1012	Protect Yourself from Chemical and Biological Injury/Contamination Using Your M24 or M25-Series Protective Mask with Hood
031-503-1015	Protect Yourself from NBC Injury/Contamination with Mission-Oriented Protective Posture (MOPP) Gear
031-503-1025	Protect Yourself from Chemical and Biological Injury/Contamination Using Your M40-Series Protective Mask with Hood
031-503-1028	Protect Yourself from Chemical and Biological Injury/Contamination Using Your M42 Protective Mask with Hood
04-8310.00-3027	Transport a Casualty Using a One-Man Carry
04-8310.00-3028	Transport a Casualty Using a Two-Man Carry or an Improvised Litter
081-831-0101	Request Medical Evacuation
081-831-1040	TRANSPORT A CASUALTY USING A ONE-MAN CARRY
081-831-1041	TRANSPORT A CASUALTY USING A TWO-MAN CARRY OR AN IMPROVISED LITTER

SUPPORTING COLLECTIVE TASKS: NONE

OPFOR TASKS AND STANDARDS: NONE

ELEMENT: Company Headquarters

TASK: Provide Food Service Support (10-2-0056)
 (FM 10-23) (AR 30-22) (FM 10-27-2)
 (FM 21-10) (STP 10-92G1-SM-TG) (STP 10-92G25-SM-TG)
 (TB MED 530) (TM 10-412)

ITERATION: 1 2 3 4 5 M (Circle)

COMMANDER/LEADER ASSESSMENT: T P U (Circle)

CONDITIONS: The commander's guidance is that soldiers will be fed at least one hot meal per day. The unit has analog and digital communications with higher HQ, and tactical operations are underway in accordance with the OPORD, the unit TSOP, and higher HQ TSOPs. Food is to be prepared as far forward as practical based on the tactical situation. Field kitchens are set up and food is being prepared in support of operations. Rations and water have been secured, and additional rations requested. Unit strength reports are available. Disposal facilities have been prepared. This task is performed under all environmental conditions, both day and night. The unit is subject to air, NBC, and ground Level I threat forces attack. Some iterations of this task should be performed in MOPP4.

TASK STANDARDS: Unit provides food service support in accordance with field feeding plan, TSOP, and commander's guidance.

TASK STEPS AND PERFORMANCE MEASURES	GO	NO-GO
<p>* 1. Senior Food Operations Sergeant plans food service support. (101-524-1102, 101-524-3105, 101-524-3160, 101-524-3257, 101-524-3275, 101-524-3276, 101-524-3278, 101-524-3279, 101-524-4102)</p> <ul style="list-style-type: none"> a. Verifies strengths of all supported units. b. Requests required amount of subsistence from supporting Class I point. c. Prepares personnel work schedules. d. Assigns duties to all food service personnel. e. Prepares production schedule, as required. f. Coordinates distribution of food to supported unit's LRP or supporting field kitchen site. g. Develops NBC decontamination procedures for equipment, supplies, and personnel. h. Coordinates food service personnel defensive duties with unit CP. i. Requests kitchen mess attendants' support from supported units (as applicable). j. Enforces safety procedures in accordance with TSOP and publications. k. Enforces environmental stewardship protection program procedures. l. Enforces food safety procedures in accordance with TB MED 530. m. Determines field kitchen equipment and food service personnel requirements. 		
<p>* 2. Senior Food Operations Sergeant supervises field kitchen operations. (101-524-1102, 101-524-1206, 101-524-3106, 101-524-3107, 101-524-3159, 101-524-3160, 101-524-3161, 101-524-3202, 101-524-3203, 101-524-3254, 101-524-3257, 101-524-3260, 101-524-3266, 101-524-3267, 101-524-3268, 101-524-3275, 101-524-3276, 101-524-3278, 101-524-3279, 101-524-3282, 101-524-4101)</p> <ul style="list-style-type: none"> a. Establishes operational hours as prescribed by the field feeding plan and commander's guidance or both. b. Prepares work schedules consistent with personnel availability and meal schedules. 		

TASK STEPS AND PERFORMANCE MEASURES	GO	NO-GO
<ul style="list-style-type: none"> c. Monitors equipment operations, maintenance, and safety for compliance with appropriate TMs and TSOP. d. Coordinates additional supply requests with unit supply representative or other supply support element(s). e. Forwards food service personnel and equipment status reports to unit CP using analog and digital communications, wire, messenger or fax. f. Performs periodic inspections of personnel and equipment for proper operations and personal hygiene. g. Monitors employment of preventive medicine measures for compliance with field sanitation policies and procedures in the TSOP. h. Supervises decontamination of contaminated equipment, supplies, and personnel. i. Enforces safety procedures in accordance with TSOP and publications. j. Enforces environmental stewardship protection program procedures. 		
<p>3. Food service personnel pick up and store subsistence items. (101-524-1205, 101-524-1206)</p> <ul style="list-style-type: none"> a. Inspect vehicle for cleanliness and proper dunnage. b. Inspect subsistence items for condition and quantity. c. Prepare shortages, overages, and unsatisfactory subsistence listings. d. Sign required documentation. e. Transport subsistence items from Class I point to food preparation area. f. Store subsistence items in accordance with security measures and appropriate directives. g. Wash packaged or canned food after NBC attack. h. Employ safety procedures in accordance with TSOP and publications. i. Employ environmental stewardship protection program procedures. j. Employ food safety procedures in accordance with TB MED 530. 		
<p>4. Food service personnel prepare meals. (101-524-1151, 101-524-1152, 101-524-1153, 101-524-1160, 101-524-1161, 101-524-1162, 101-524-1163, 101-524-1164, 101-524-1165, 101-524-1166, 101-524-1169, 101-524-1170, 101-524-1171, 101-524-1260, 101-524-1263, 101-524-1264, 101-524-3275, 101-524-3278, 101-524-3279)</p> <ul style="list-style-type: none"> a. Inspect field kitchen equipment using appropriate TMs for proper operations. b. Employ personal hygiene measures. c. Perform preliminary food preparation procedures. d. Prepare menu items according to production schedule, when applicable. e. Employ field sanitation measures. f. Prepare food for transport. g. Employ safety measures in accordance with TSOP and publications. h. Employ environmental stewardship protection procedures. i. Inspect insulated food containers and beverage dispensers to ensure that they are preheated/pre-chilled. j. Inspect insulated food containers and beverage dispensers to ensure that the food is properly packed and labeled for remote feeding. k. Inspect that all items to support remote feeding are assembled and packed. l. Employ food safety procedures in accordance with TB MED 530. 		
<p>5. Food service personnel issue Class I to unit representative (1SG/Supply Sergeant).</p> <ul style="list-style-type: none"> a. Verify headcount with 1SG/Supply Sergeant. b. Integrate prepared food and other Class I items into the next scheduled LOGPAC for delivery to supported unit (when applicable). 		

TASK STEPS AND PERFORMANCE MEASURES	GO	NO-GO
<ul style="list-style-type: none"> c. Issue prepared food in insulated food containers. d. Issue beverages in beverage dispensers. e. Issue sanitized serving utensils, plates, cups, flatware, and condiments to support the meal. f. Employ safety procedures in accordance with TSOP and publications. g. Employ environmental stewardship protective program procedures. <p>6. Food service personnel/unit personnel (depending on the method of feeding) serve meals.</p> <ul style="list-style-type: none"> a. Employ personal hygiene measures. b. Set up serving line as dictated by the tactical situation. c. Inspect mess kits (if used) to ensure they are sanitized prior to serving. d. Employ portion control. e. Maintain food at proper temperature. f. Replenish food items. g. Destroy opened food after NBC attack. h. Employ safety measures in accordance with TSOP and publications. i. Employ environmental stewardship program protection procedures. <p>7. Food service personnel maintain equipment.</p> <ul style="list-style-type: none"> a. Perform before, during, and after operations PMCS on assigned equipment. b. Maintain proper temperatures of wash and rinse water on wash line. c. Clean cooking equipment. d. Sanitize cooking equipment. e. Store clean equipment to allow air-drying. f. Employ safety procedures in accordance with TSOP and publications. g. Employ environmental stewardship protection program procedures. <p>8. Food service personnel perform waste disposal.</p> <ul style="list-style-type: none"> a. Initiate effective trash management procedures. b. Perform liquid waste disposal. c. Perform solid waste disposal. d. Clean vehicle thoroughly with prescribed cleaning agents. e. Sanitize vehicle thoroughly with prescribed cleaning agents. f. Employ field sanitation measures. g. Employ safety procedures in accordance with TSOP and publications. h. Employ environmental stewardship protection program procedures. 		

TASK PERFORMANCE / EVALUATION SUMMARY BLOCK							
ITERATION	1	2	3	4	5	M	TOTAL
TOTAL TASK STEPS EVALUATED							
TOTAL TASK STEPS "GO"							
TRAINING STATUS "GO"/"NO-GO"							

"*" indicates a leader task step.

SUPPORTING INDIVIDUAL TASKS

Task Number	Task Title
101-524-3105	Conduct Daily Meetings With Personnel
101-524-3106	Implement Security Procedures in a Dining Facility and at a Field Kitchen
101-524-3107	Supervise the Preparing, Serving, and Storage of Food Items to Ensure Optimal Nutritional Value
101-524-3159	Conduct Inventories and Process Inventory Records
101-524-3160	Maintain Dining Facility Files
101-524-3161	Prepare and Maintain the Cash Meal Payment Sheet and the Control Record
101-524-3202	Request and Turn-in Subsistence Items Under the Army Field Feeding System (AFFS)
101-524-3203	Receive and Turn-in Subsistence Items Under the Army Ration Credit System (ARCS)
101-524-3254	Implement On-the-Job Training (OJT)
101-524-3257	Supervise Field Kitchen Sanitation Operations
101-524-3260	Brief Headcounter and Process Headcount Forms
101-524-3266	Supervise Personnel in the Operation, Cleaning, and Maintenance of Dining Facility Equipment
101-524-3267	Supervise Personnel in the Operation, Cleaning, and Maintenance of the Field Feeding Equipment
101-524-3268	Supervise the Receipt and Storage of Subsistence Items
101-524-3275	Supervise the Operation and Maintenance of the Mobile Kitchen Trailer (MKT)
101-524-3276	Monitor and Provide Technical Guidance for the Operation and Maintenance of the Kitchen Company Level Field Feeding (KCLFF)
101-524-3278	Schedule Shift Work, Develop Work Schedules, and Supervise Food Service Personnel
101-524-3279	Determine Requirements and Establish Procedures in Support of Field Operations
101-524-3282	Conduct Quality Assurance Evaluation of Food Preparation and Finished Products
101-524-4101	Assign Personnel to Duty Positions
101-524-4102	Develop the On-the-Job Training (OJT) Program
101-92G-1103	Retain Nutrients in Food Products

SUPPORTING COLLECTIVE TASKS

Task Number	Task Title
63-2-4550	Set Up Unit Headquarters, Dining Facility, and Bivouac Areas

OPFOR TASKS AND STANDARDS

TASK: GATHER INTELLIGENCE (63-OPFOR-1008)

CONDITION: Small OPFOR elements, operating in the rear area, are planning attacks on enemy bases. Information is needed to complete plans.

STANDARD: 1. Identify all PIR and other intelligence requirements. 2. Pass through any outpost, defensive wire, or warning devices undetected. 3. Move to an OP that offers cover and concealment and is close enough to gather PIR and other intelligence requirements. 4. Gather all PIR and other intelligence requirements. 5. Withdraw from area undetected. 6. Report all information to OPFOR HQ.

ELEMENTS: Company Headquarters
 Supply Platoon Headquarters
 Class III/V Platoon Headquarters
 Class III Storage and Issue Section
 Class III/V Distribution Section

TASK: Provide Bulk Class III Supplies (10-2-0225)
 (FM 10-67-1) (FM 10-27-2) (FM 10-67-2)
 (FM 3-100.4) (FM 3-11.4) (FM 3-3)
 (FM 3-5) (STP 10-77F15-SM-TG(A))

ITERATION: 1 2 3 4 5 M (Circle)

COMMANDER/LEADER ASSESSMENT: T P U (Circle)

CONDITIONS: The supported units are requesting bulk Class III supplies. The Class III section may be located in a field site or MOUT environment. A safety program and distribution schedule have been established. The Class III section delivers bulk Class III supplies to the maneuver battalions. The Class III section also operates a mobile filling station in the DSA/BSA. The unit is subject to air, NBC, and Level 1 threat forces attacks. Some iterations of this task should be performed in MOPP4.

TASK STANDARDS: Bulk Class III supplies are issued to supported units according to established schedules and in requested amounts. At MOPP level 4, performance degradation factors increase the time required to provide bulk Class III support.

TASK STEPS AND PERFORMANCE MEASURES	GO	NO-GO
<p>* 1. Section leader supervises bulk petroleum operations. (101-519-3302, 101-519-3307, 101-519-3311, 101-519-3313, 101-77F-3302, 101-77F-3307, 101-77F-3311, 101-77F-3313)</p> <ul style="list-style-type: none"> a. Maintain work schedule. b. Monitor receipt, storage, and issue of bulk petroleum to ensure accuracy and accountability. c. Supervise PMCS. d. Prepare issue schedule. e. Supervise dispersion and camouflage of equipment. f. Forward records and reports through supply and Transportation Platoon Headquarters to FSB/MSB Support Operations section. g. Enforce safety procedures. h. Enforce environmental stewardship measures. <p>2. Section personnel receive bulk fuels. (101-519-1309, 101-519-1403, 101-519-1409, 101-519-1413, 101-519-1415, 101-519-2315, 101-519-2401, 101-519-2404, 101-77F-1309, 101-77F-1403, 101-77F-1409, 101-77F-1413, 101-77F-1415, 101-77F-2315, 101-77F-2401, 101-77F-2404)</p> <ul style="list-style-type: none"> a. Employ safety procedures throughout receipt operations. b. Inspect petroleum fire fighting equipment for serviceability. c. Compare transporter and seal number with shipping papers. d. Measure product volume in accordance with FM 10-69. e. Take a sample of transporter in accordance with FM 10-70. f. Inspect sample visually for contamination. g. Forward sample to petroleum laboratory for testing. h. Inspect transporter for leaks. i. Send SITREP, giving details of receipt operation, to Platoon Headquarters. 		

TASK STEPS AND PERFORMANCE MEASURES	GO	NO-GO
<p>j. Employ environmental stewardship procedures. k. Employ safety procedures.</p> <p>3. Section personnel store bulk fuels. (101-519-1308, 101-519-1309, 101-519-1403, 101-519-1409, 101-519-1413, 101-519-1415, 101-519-2315, 101-519-2401, 101-519-2406, 101-77F-1308, 101-77F-1309, 101-77F-1403, 101-77F-1409, 101-77F-1413, 101-77F-1415, 101-77F-2315, 101-77F-2401, 101-77F-2406)</p> <p>a. Employ safety procedures throughout storage operation.</p> <p>b. Unload transporter in accordance with FM10-71. c. Store product by type. d. Consolidate product by type in accordance with FM 10-69. e. Maintain good mixture of additives by circulation. f. Maintain a written record of daily issues and receipts for accountability. g. Employ environmental stewardship procedures.</p> <p>4. Class III section personnel issue bulk petroleum.</p> <p>a. Employ safety procedures throughout the issue operation.</p> <p>b. Employ environmental stewardship measures. c. Operate a ROM site, if required by the mission. d. Operate FARE, if required by the mission. (Crew Drill10-4-0001/0002/0003) e. Position bulk fuel source (collapsible drums, tank, tank truck, or other source). f. Position or prepare pumping unit and filter/separator for operation. g. Dispense the required amount of fuel to the required number of vehicles. h. Stop the operation when refueling mission is completed. i. Report mission completion to the Unit Headquarters. j. Dismantle or displace station as necessary to continue supporting refuel mission.</p>		

TASK PERFORMANCE / EVALUATION SUMMARY BLOCK							
ITERATION	1	2	3	4	5	M	TOTAL
TOTAL TASK STEPS EVALUATED							
TOTAL TASK STEPS "GO"							
TRAINING STATUS "GO"/"NO-GO"							

"*" indicates a leader task step.

SUPPORTING INDIVIDUAL TASKS

Task Number	Task Title
101-519-1308	Identify Major Categories of Petroleum Products
101-519-1309	Use Petroleum Fire Fighting Equipment and Procedures

SUPPORTING COLLECTIVE TASKS

Task Number	Task Title
42-2-0293	Set Up Petroleum Platoon Headquarters and Sections

OPFOR TASKS AND STANDARDS: NONE

ELEMENTS: Class III/V Platoon Headquarters
 Class III Storage and Issue Section
 Class III/V Distribution Section
 Class V (ATP)

TASK: Set Up Class III and V Platoon Headquarters and Sections (TOE 63386F) (10-2-0226)
 (FM 10-27-2) (FM 100-14) (FM 10-67-1)
 (FM 20-3) (FM 21-10) (FM 3-100.4)
 (FM 3-11.4) (FM 4-30.1)

ITERATION: 1 2 3 4 5 (Circle)

COMMANDER/LEADER ASSESSMENT: T P U (Circle)

CONDITIONS: The unit has analog and digital communications with higher HQ. The higher HQ OPORD with all annexes and overlays has been forwarded to the unit commander's digital device. The unit and higher HQ TSOPs are available. The advance/quartermaster party has secured the new AO. Class III and V Platoon has already occupied initial positions in new AO in the ASA. The unit layout plan and a storage plan are available. Site may be a field site or MOUT environment. Areas selected for distribution points provide access to MSRs and ample parking for anticipated volume of traffic. The platoon HQ is set up first. The remaining sections are set up simultaneously. An area is designated for salvage collection. Distribution operations may require aerial resupply. Sanitation facilities are required for the new area. Although company operations areas are established simultaneously with company defense, company defense will have priority. This task is performed under all environmental conditions, both day and night. The unit is subject to air, NBC, and ground Level I threat forces attack. This task should not be trained in MOPP4.

TASK STANDARDS: The Class III and V Platoon HQ and Sections are set up in accordance with unit layout plan.

TASK STEPS AND PERFORMANCE MEASURES	GO	NO-GO
<p>* 1. Platoon leader and platoon sergeant supervise setup of the Class III and V Platoon HQ, Class III Storage and Issue Section, Class III and V Distribution Section and Class V (ATP). (03-5103.00-0096, 101-519-2401, 101-519-2404, 101-519-4281, 101-519-4313, 101-519-4316, 101-523-1384, 101-523-1387, 101-523-1389, 101-523-1390, 101-523-2303, 101-523-2304, 101-523-2305, 101-523-2307, 101-77F-2401, 101-77F-2404, 101-77F-4281, 101-77F-4313, 101-77F-4316)</p> <ul style="list-style-type: none"> a. Revise layout plan based on current situation. b. Designate location of Platoon HQ, Class III and V Distribution Section, Class III and V Storage and Issue Section and Class V (ATP) based on the revised layout plan. c. Designate PZ or LZ for aerial resupply. d. Coordinate revised layout plan with company HQ and ASB Support Operations. e. Inspect setup for compliance with layout plan. f. Enforce safety procedures in accordance with TSOP and publications. g. Enforce OPSEC measures. h. Forward layout to company HQ and ASB Support Operations using FBCB2. i. Enforce environmental stewardship procedures. <p>2. Platoon HQ personnel set up the Platoon HQ. (03-5103.00-0096)</p> <ul style="list-style-type: none"> a. Occupy positions required for local area security in accordance with company TSOP. b. Establish wire, voice, and digital communications with distribution points. 		

TASK STEPS AND PERFORMANCE MEASURES	GO	NO-GO
<ul style="list-style-type: none"> c. Establish wire, voice, and digital communications with higher HQ. d. Set up required shelters and equipment in accordance with applicable publications. e. Camouflage vehicles, shelters, and equipment in accordance with FM 20-3. f. Enforce environmental stewardship procedures. g. Enforce safety procedures in accordance with TSOP and publications. h. Set up air mobile laboratory. 		
<p>3. Class III Storage and Issue Section personnel set up Class III (bulk) distribution points. (101-519-1153, 101-519-1153R, 101-519-1413, 101-519-1415, 101-519-3302, 101-519-3304, 101-519-3310, 101-77F-1153, 101-77F-1413, 101-77F-1415, 101-77F-3302, 101-77F-3304, 101-77F-3310, 101-77F-3312)</p> <ul style="list-style-type: none"> a. Occupy positions required for local area security in accordance with company TSOP. b. Establish wire, voice, and digital communications with Class III and V Platoon HQ. c. Set up components of FSSP in accordance with FM 10-67-1. d. Establish checkpoints. e. Set up required shelters and equipment in accordance with applicable publications. f. Camouflage shelters, vehicles, equipment, and supplies in accordance with FM 20-3. g. Employ environmental stewardship program protection measures. h. Employ safety procedures in accordance with TSOP and publications. 		
<p>4. Class III and V Distribution Section personnel set up Class III and V distribution points. (101-519-1304, 101-519-1413, 101-519-1417, 101-519-2413, 101-519-3302, 101-519-3304, 101-519-3310, 101-519-3317, 101-519-4281, 101-519-4316, 101-523-2304, 101-77F-1304, 101-77F-1413, 101-77F-1417, 101-77F-2413, 101-77F-3302, 101-77F-3304, 101-77F-3310, 101-77F-3312, 101-77F-3317, 101-77F-4281, 101-77F-4316)</p> <ul style="list-style-type: none"> a. Occupy positions required for local area security in accordance with company TSOP. b. Establish wire, voice and digital communications with Class III and V Platoon HQ. c. Distribute fuel and ammunition in accordance with command directives. d. Set up components of FARE. (Execute crew drill 10-4-0001) e. Set up required shelters and equipment in accordance with applicable publications. f. Camouflage shelters, vehicles, equipment, and supplies in accordance with FM 20-3. g. Establish checkpoints. h. Employ environmental stewardship program protection measures. i. Employ safety procedures in accordance with TSOP and publications. 		
<p>5. Class V ATP personnel set up ATP.</p> <ul style="list-style-type: none"> a. Occupy positions required for local area security in accordance with company TSOP. b. Establish wire, voice and digital communications with Class III and V Platoon HQ. c. Transfer ammunition in accordance with command directives. d. Establish checkpoints. 		

TASK STEPS AND PERFORMANCE MEASURES	GO	NO-GO
e. Set up required shelters and equipment in accordance with applicable publications. f. Camouflage shelters, vehicles, equipment and supplies in accordance with FM 20-3. g. Employ environmental stewardship program protection measures. h. Employ safety procedures in accordance with TSOP and publications.		

TASK PERFORMANCE / EVALUATION SUMMARY BLOCK							
ITERATION	1	2	3	4	5		TOTAL
TOTAL TASK STEPS EVALUATED							
TOTAL TASK STEPS "GO"							
TRAINING STATUS "GO"/"NO-GO"							

"**" indicates a leader task step.

SUPPORTING INDIVIDUAL TASKS

Task Number	Task Title
03-5103.00-0096	Manage a Petroleum and Water Supply Point Operation
101-519-1153	Assemble, Operate, Perform PMCS, and Disassemble Fuel System Supply Point (FSSP) Equipment
101-519-1304	Assemble, Operate, Perform PMCS, and Disassemble the Forward Area Refueling Equipment (FARE)
101-519-4281	Develop a Petroleum Environmental Control Program
101-523-1384	PREPARE PETROLEUM LABORATORY ANALYSIS REPORTS
101-523-1387	EMPLOY FIRE AND SAFETY MEASURES
101-523-1389	INSTALL AND ADJUST LABORATORY EQUIPMENT
101-523-1390	CALIBRATE LABORATORY TEST EQUIPMENT
101-523-2303	SUPERVISE FIRE PREVENTION AND SAFETY MEASURES
101-523-2304	SUPERVISE ENVIRONMENTAL STEWARDSHIP MEASURES
101-523-2305	SUPERVISE INSTALLATION AND ADJUSTMENT OF LABORATORY EQUIPMENT
101-523-2307	SUPERVISE AIRMOBILE LABORATORY OPERATIONS

SUPPORTING COLLECTIVE TASKS: NONE

OPFOR TASKS AND STANDARDS: NONE

ELEMENT: Class III/V Platoon Headquarters

TASK: Supervise Class III and V Platoon Operations (TOE 63386F) (10-2-0227)
 (FM 10-27-2) (FM 100-14) (FM 10-15)
 (FM 10-67-1) (FM 3-100.4) (FM 4-30.1)

ITERATION: 1 2 3 4 5 M (Circle)

COMMANDER/LEADER ASSESSMENT: T P U (Circle)

CONDITIONS: The Class III and V Platoon has analog and digital communications with higher HQ. The unit and higher HQ OPORDs with all annexes and overlays have been forwarded to the platoon leader's digital device. Unit TSOP and required publications are available. The Platoon is receiving and distributing supplies. The Platoon is providing supply point and unit distribution support from its established field location in support of tactical operations. This task is performed under all environmental conditions both day and night. The unit is subject to air, NBC, and ground Level I threat forces attack. Some iterations of this task should be performed in MOPP4.

TASK STANDARDS: Supply and distribution support operations are provided in accordance with the OPORD, OPLAN, and unit TSOP. At MOPP4, performance degradation factors increase supervision completion times.

TASK STEPS AND PERFORMANCE MEASURES	GO	NO-GO
<p>* 1. Platoon leader supervises platoon operations. (01-5103.30-2120, 03-5101.00-0284, 03-5103.00-0024, 03-5103.00-0096)</p> <ul style="list-style-type: none"> a. Maintains situational awareness using MTS, radio, FBCB2 or courier. b. Coordinates with Support Operations Section for locations of supported units and LRPs. c. Supervises section operations. d. Forwards critical functional (POL and ammunition) status reports to the Support Operations element using. e. Forwards supply requests to higher sources of supply using logistics STAMIS (ammunition), radio, wire, and FBCB2. f. Supervises receipt storage and distribution of POL and ammunition. g. Forwards requests for external distribution support to the Support Operations element. h. Directs sections to distribute supply support based on instructions from Support Operations Section. i. Enforces environmental stewardship program protection procedures. j. Enforces safety procedures in accordance with TSOP and publications. 		
<p>* 2. Platoon leader and PSG perform administrative functions.</p> <ul style="list-style-type: none"> a. Direct PMCS on all platoon organic equipment in accordance with unit TSOP. b. Inspect platoon living and storage areas. c. Control weapons and ammunition. d. Supervise platoon defensive positions. e. Coordinate platoon activities with the company HQ. f. Provide daily personnel and equipment status reports to the company HQ using wire, radio or FBCB2. 		

TASK STEPS AND PERFORMANCE MEASURES	GO	NO-GO
<p>* 3. Platoon leader and PSG supervise the operation of the supply points. (01-5103.30-2120, 03-5103.00-0024, 03-5103.00-0096, 101-519-4281, 101-519-4302, 101-519-4305, 101-519-4311, 101-519-4312, 101-519-4313, 101-519-4316, 101-77F-4281, 101-77F-4302, 101-77F-4305, 101-77F-4311, 101-77F-4312, 101-77F-4313, 101-77F-4316)</p> <p>a. Inspect setup of the supply points for compliance with unit TSOP. b. Provide guidance and assistance to platoon personnel. c. Manage supplies in accordance with established supply regulations, and locally established plans and procedures.</p>		

TASK PERFORMANCE / EVALUATION SUMMARY BLOCK							
ITERATION	1	2	3	4	5	M	TOTAL
TOTAL TASK STEPS EVALUATED							
TOTAL TASK STEPS "GO"							
TRAINING STATUS "GO"/"NO-GO"							

"*" indicates a leader task step.

SUPPORTING INDIVIDUAL TASKS

Task Number	Task Title
01-5103.30-2120	Establish Safety Program for Petroleum and Water Operations
03-5103.00-0024	Account for Petroleum Products
03-5103.00-0096	Manage a Petroleum and Water Supply Point Operation
101-519-4281	Develop a Petroleum Environmental Control Program

SUPPORTING COLLECTIVE TASKS: NONE

OPFOR TASKS AND STANDARDS: NONE

ELEMENT: Class III/V Platoon Headquarters

TASK: Conduct Class III Quality Surveillance and Safety Programs (10-2-0235)
 (FM 10-67-2) (FM 100-14) (FM 10-27-2)
 (FM 3-100.4)

ITERATION: 1 2 3 4 5 M (Circle)
COMMANDER/LEADER ASSESSMENT: T P U (Circle)

CONDITIONS: The unit is coordinating bulk petroleum support on a 24-hour basis. DS support requirements are being generated. The unit has analog and digital communications with higher and lower HQ. The higher HQ OPORDs with all annexes, status reports, maps, overlays, and other required documents have been forwarded to the commander's digital device. Current directives, quality surveillance and safety programs, and TSOP are available. Product samples are being drawn from petroleum tank vehicles, aircraft, and FSSP. The laboratory is an installation that can perform specification and testing of petroleum products. Distribution plan, schedules, overlays, and other pertinent data are available. Supported units are located in the division area of responsibility. SCPE is on hand or field-expedient and natural shelters are available. The commander has elected to locate outside the shelter. Some iterations of this task should be performed in MOPP4.

TASK STANDARDS: Quality surveillance and safety programs are conducted in accordance with the TSOP and current directives. At MOPP level 4, performance degradation factors increase time needed for quality surveillance and safety program.

TASK STEPS AND PERFORMANCE MEASURES	GO	NO-GO
1. Platoon Headquarters monitors quality surveillance program. (03-5103.00-0088, 101-523-1387, 101-523-1392, 101-523-1394, 101-523-2301) a. Identify standard products requirements by reviewing product specifications and applicable directives. b. Prepare quality surveillance guidance and directives for subordinate and supported units. c. Monitor petroleum laboratory testing for compliance with current directives. d. Monitor test results to ensure products are within specification requirements. e. Enforce environmental stewardship protection program procedures. f. Enforce safety procedures in accordance with TSOP and publications.		
* 2. Platoon Leader/Petroleum Laboratory Sergeant supervise quality surveillance operations. (101-523-2300, 101-523-2301, 101-523-2302, 101-523-2303, 101-523-2304, 101-523-2305, 101-523-2306, 101-523-2307, 101-523-2309, 101-523-2310) a. Coordinate area petroleum quality surveillance support with subordinate and supported units. b. Provide technical assistance. c. Monitor laboratory tests of petroleum products for quality surveillance compliance with test procedures. d. Supervise preparation of test reports. e. Forward test reports to Company Headquarters. f. Enforce environmental stewardship protection program procedures. g. Enforce safety procedures in accordance with TSOP and publications.		

TASK STEPS AND PERFORMANCE MEASURES	GO	NO-GO
<p>3. Laboratory personnel operate the laboratory. (101-523-1300, 101-523-1301, 101-523-1303, 101-523-1304, 101-523-1305, 101-523-1306, 101-523-1307, 101-523-1308, 101-523-1309, 101-523-1310, 101-523-1311, 101-523-1312, 101-523-1313, 101-523-1314, 101-523-1315, 101-523-1316, 101-523-1317, 101-523-1318, 101-523-1319, 101-523-1320, 101-523-1321, 101-523-1322, 101-523-1323, 101-523-1324, 101-523-1325, 101-523-1326, 101-523-1327, 101-523-1328, 101-523-1329, 101-523-1330, 101-523-1331, 101-523-1332, 101-523-1333, 101-523-1334, 101-523-1335, 101-523-1336, 101-523-1337, 101-523-1338, 101-523-1339, 101-523-1340, 101-523-1341, 101-523-1342, 101-523-1343, 101-523-1344, 101-523-1345, 101-523-1346, 101-523-1347, 101-523-1348, 101-523-1349, 101-523-1350, 101-523-1351, 101-523-1352, 101-523-1353, 101-523-1354, 101-523-1355, 101-523-1356, 101-523-1357, 101-523-1358, 101-523-1359, 101-523-1360, 101-523-1361, 101-523-1362, 101-523-1363, 101-523-1364, 101-523-1365, 101-523-1366, 101-523-1367, 101-523-1368, 101-523-1369, 101-523-1370, 101-523-1371, 101-523-1372, 101-523-1373, 101-523-1374, 101-523-1375, 101-523-1376, 101-523-1377, 101-523-1378, 101-523-1379, 101-523-1380, 101-523-1381, 101-523-1382, 101-523-1383, 101-523-1384, 101-523-1385, 101-523-1386, 101-523-1387, 101-523-1388, 101-523-1389, 101-523-1390, 101-523-1392, 101-523-1393, 101-523-1394, 101-523-3401, 101-523-3402, 101-523-3403, 101-523-3405)</p> <ul style="list-style-type: none"> a. Document receipt of petroleum product samples. b. Perform appropriate tests on product samples received. c. Recommend disposition of petroleum products that are contaminated or that affect the operation of military equipment. d. Recommend disposition of captured petroleum stocks, incorrectly marked products, and products whose markings have been destroyed. e. Prepare test reports. f. Maintain functional files. g. Perform unit and preventive maintenance on laboratory equipment. h. Employ environmental stewardship protection program procedures. i. Employ safety procedures in accordance with TSOP and publications. 		
<p>4. Platoon Headquarters monitors safety program. (101-523-2303, 101-523-2304)</p> <ul style="list-style-type: none"> a. Identify safety requirements by reviewing TSOP and appropriate directives. b. Prepare safety directives for subordinate units. c. Monitor petroleum operations for compliance with safety directives. d. Perform periodic site inspections for adherence to program directives. e. Enforce environmental stewardship protection program procedures. f. Enforce safety procedures in accordance with TSOP and publications. 		

TASK PERFORMANCE / EVALUATION SUMMARY BLOCK							
ITERATION	1	2	3	4	5	M	TOTAL
TOTAL TASK STEPS EVALUATED							
TOTAL TASK STEPS "GO"							
TRAINING STATUS "GO"/"NO-GO"							

"*" indicates a leader task step.

SUPPORTING INDIVIDUAL TASKS

Task Number	Task Title
03-5103.00-0088	Plan Petroleum Testing and Quality Surveillance and/or Quality Assurance Program
101-523-1300	PERFORM STANDARD TEST METHOD FOR FLASH POINT BY TAG CLOSED TESTER (D-56)
101-523-1301	PERFORM STANDARD TEST METHOD FOR DISTILLATION OF PETROLEUM PRODUCTS (D-86)
101-523-1303	PERFORM STANDARD TEST METHOD FOR FLASH POINT AND FIRE POINT BY CLEVELAND OPEN CUP (D-92)
101-523-1304	PERFORM STANDARD TEST METHOD FOR FLASH POINT BY PENSKY-MARTENS CLOSED TESTER (D-93)
101-523-1305	PERFORM STANDARD TEST METHOD FOR SAPONIFICATION NUMBER OF PETROLEUM PRODUCTS (D-94)
101-523-1306	PERFORM STANDARD TEST METHOD FOR WATER IN PETROLEUM PRODUCTS AND BITUMINOUS MATERIALS BY DISTILLATION (D-95)
101-523-1307	PERFORM STANDARD TEST METHOD FOR WATER AND SEDIMENT IN CRUDE OILS (D-96)
101-523-1308	PERFORM STANDARD TEST METHOD FOR POUR POINT OF PETROLEUM OILS (D-97)
101-523-1309	PERFORM STANDARD TEST METHOD FOR SULFUR IN PETROLEUM PRODUCTS (GENERAL BOMB METHOD) (D-129)
101-523-1310	PERFORM STANDARD TEST METHOD FOR DETECTION OF COPPER CORROSION FROM PETROLEUM PRODUCTS BY THE COPPER STRIP TARNISH TEST (D-130)
101-523-1311	PERFORM STANDARD TEST METHOD FOR SAYBOLT COLOR OF PETROLEUM PRODUCTS (SAYBOLT CHROMOMETER METHOD) (D-156)
101-523-1312	PERFORM STANDARD TEST METHOD FOR CONRADSON CARBON RESIDUE OF PETROLEUM PRODUCTS (D-189)
101-523-1313	PERFORM STANDARD TEST METHOD FOR CONE PENETRATION OF LUBRICATING GREASES (D-217)
101-523-1314	PERFORM STANDARD TEST METHOD FOR API GRAVITY OF CRUDE PETROLEUM AND PETROLEUM PRODUCTS (HYDROMETER METHOD) (D-287)
101-523-1315	PERFORM STANDARD TEST METHOD FOR GASOLINE DILUENT IN USED GASOLINE ENGINE OILS BY DISTILLATION (D-322)
101-523-1316	PERFORM STANDARD TEST METHOD FOR VAPOR PRESSURE OF PETROLEUM PRODUCTS (D-323)
101-523-1317	PERFORM STANDARD TEST METHOD FOR STANDARD VISCOSITY-TEMPERATURE CHARTS FOR LIQUID PETROLEUM (D-341)
101-523-1318	PERFORM STANDARD TEST METHOD FOR EXISTENT GUM IN FUELS BY JET EVAPORATION (D-381)
101-523-1319	PERFORM STANDARD TEST METHOD FOR KINEMATIC VISCOSITY OF TRANSPARENT AND OPAQUE LIQUIDS (AND THE CALCULATION OF DYNAMIC VISCOSITY) (D-445)
101-523-1320	PERFORM STANDARD TEST METHOD SPECIFICATION AND OPERATING INSTRUCTIONS FOR GLASS CAPILLARY VISCOMETERS (D-446)
101-523-1321	PERFORM STANDARD TEST METHOD FOR SEDIMENT IN CRUDE OILS AND FUEL OILS BY THE EXTRACTION METHOD (D-473)
101-523-1322	PERFORM STANDARD TEST METHOD FOR ASH FROM PETROLEUM PRODUCTS (D-482)
101-523-1323	PERFORM STANDARD TEST METHOD FOR RAMSBOTTOM CARBON RESIDUE OF PETROLEUM PRODUCTS (D-524)

Task Number	Task Title
101-523-1324	PERFORM STANDARD TEST METHOD FOR OXIDATION STABILITY OF GASOLINE (INDUCTION PERIOD METHOD) (D-525)
101-523-1325	PERFORM STANDARD TEST METHOD FOR REFRACTIVE INDEX AND REFRACTIVE DISPERSION OF HYDROCARBON LIQUIDS (D 1218)
101-523-1326	PERFORM STANDARD TEST METHOD FOR DROPPING POINT OF LUBRICATING GREASES (D-566)
101-523-1327	PERFORM STANDARD TEST METHOD FOR ANILINE POINT AND MIXED ANILINE POINT OF PETROLEUM PRODUCTS AND HYDROCARBON SOLVENTS (D-611)
101-523-1328	PERFORM STANDARD TEST METHOD FOR ACID NUMBER OF PETROLEUM PRODUCTS BY POTENTIOMETRIC TITRATION (D-664)
101-523-1329	PERFORM STANDARD TEST METHOD FOR OXIDATION STABILITY OF AVIATION FUELS (POTENTIAL RESIDUE METHOD (D-873)
101-523-1330	PERFORM STANDARD TEST METHOD FOR SULFATED ASH (D-874)
101-523-1331	PERFORM STANDARD TEST METHOD FOR FOAMING CHARACTERISTIC OF LUBRICATING OILS (D-892)
101-523-1332	PERFORM STANDARD TEST METHOD FOR INSOLUBLES IN USED LUBRICATING OILS (D-893)
101-523-1333	PERFORM STANDARD TEST METHOD FOR OXIDATION STABILITY OF LUBRICATION GREASES BY THE OXYGEN BOMB METHOD (D-942)
101-523-1334	PERFORM STANDARD TEST METHOD FOR EVAPORATION LOSS OF LUBRICATING GREASES AND OILS (D-972)
101-523-1335	PERFORM STANDARD TEST METHOD FOR ACID AND BASE NUMBER BY COLOR-INDICATOR TITRATION (D-974)
101-523-1336	PERFORM STANDARD TEST METHOD FOR CALCULATING CETANE INDEX OF DISTILLATE FUELS (D-976)
101-523-1337	PERFORM STANDARD TEST METHOD FOR WATER REACTION OF AVIATION FUELS (D-1094)
101-523-1338	PERFORM STANDARD TEST METHOD FOR PETROLEUM MEASUREMENT TABLES (D-1250)
101-523-1339	PERFORM STANDARD TEST METHOD FOR DETERMINING THE WATER WASHOUT CHARACTERISTIC OF LUBRICATING GREASES (D-1264)
101-523-1340	PERFORM STANDARD TEST METHOD FOR SULFUR IN PETROLEUM PRODUCTS (LAMP METHOD) (D-1266)
101-523-1341	PERFORM STANDARD TEST METHOD FOR pH OF ANTIFREEZE, ANTIRUST AND COOLANT (D-1287)
101-523-1342	PERFORM STANDARD TEST METHOD FOR DENSITY, RELATIVE DENSITY (SP GR) OR API GRAVITY OF CRUDE PETROLEUM AND LIQUID PETROLEUM PRODUCTS BY HYDROMETER METHOD (D-1298)
101-523-1343	PERFORM STANDARD TEST METHOD FOR HYDROCARBONS TYPES IN LIQUID PETROLEUM PRODUCTS BY FLUORESCENT INDICATOR ADSORPTION (D-1319)
101-523-1344	PERFORM STANDARD TEST METHOD FOR SMOKE POINT OF AVIATION TURBINE FUELS (D-1322)
101-523-1345	PERFORM STANDARD TEST METHOD FOR CONE PENETRATION OF LUBRICATING GREASES USING ONE-QUARTER AND ONE-HALF CONE EQUIPMENT (D-1403)
101-523-1346	PERFORM STANDARD TEST METHOD FOR ASTM COLOR OF PETROLEUM PRODUCTS (ASTM COLOR SCALE) (D-1500)
101-523-1347	PERFORM STANDARD TEST METHOD FOR WATER IN PETROLEUM PRODUCTS BY THE KARL FISHER REAGENT METHOD (D-1744)
101-523-1348	PERFORM STANDARD TEST METHOD FOR WATER AND SEDIMENT IN FUEL OILS BY CENTRIFUGE (D-1796)

Task Number	Task Title
101-523-1349	PERFORM STANDARD TEST METHOD FOR DROPPING POINT OF LUBRICATING GREASES OVER WIDE TEMPERATURE RANGE (D-2265)
101-523-1350	PERFORM STANDARD TEST METHOD FOR CALCULATING VISCOSITY INDEX FROM KINEMATIC VISCOSITY AT 40 AND 100 DEGREES C (10 pp) (D-2270)
101-523-1351	PERFORM STANDARD TEST METHOD FOR TRACE SEDIMENT IN LUBRICATING OILS (D-2273)
101-523-1352	PERFORM STANDARD TEST METHOD FOR PARTICULATE CONTAMINANT IN AVIATION FUELS (D-2276)
101-523-1353	PERFORM STANDARD TEST METHOD FOR FREEZING POINT OF AVIATION FUELS (D-2386)
101-523-1354	PERFORM STANDARD TEST METHOD FOR COLOR OF DYED AVIATION GASOLINE (D-2392)
101-523-1355	PERFORM STANDARD TEST METHOD FOR CLOUD POINT OF PETROLEUM OILS (D-2500)
101-523-1356	PERFORM STANDARD TEST METHOD FOR REINFORCED EPOXY RESIN GAS PRESSURE PIPE AND FITTINGS (D-2517)
101-523-1357	PERFORM STANDARD TEST METHOD FOR VISCOSITY AND VISCOSITY CHANGES AFTER STANDING AT LOW TEMPERATURE FOR AIRCRAFT TURBINE LUBRICATION (D-2532)
101-523-1358	PERFORM TEST METHOD FOR DETERMINATION OF SMALL AMOUNTS OF LEAD IN FUELS
101-523-1359	PERFORM STANDARD TEST METHOD FOR ELECTRICAL CONDUCTIVITY OF AVIATION AND DISTILLATE FUELS CONTAINING A STATIC DISSIPATOR ADDITIVE (D-2624)
101-523-1360	PERFORM STANDARD TEST METHOD FOR WATER AND SEDIMENT IN MIDDLE DISTILLATE FUELS BY CENTRIFUGE (D-2709)
101-523-1361	PERFORM STANDARD TEST METHOD FOR UNDISSOLVED WATER IN AVIATION TURBINE FUELS (D-3240) AQU-GLO
101-523-1362	PERFORM STANDARD TEST METHOD FOR THERMAL OXIDATION STABILITY OF AVIATION TURBINE FUELS (JFTOT PROCEDURE) (D-3241)
101-523-1363	PERFORM STANDARD TEST METHOD FOR ESTIMATION OF NET HEAT OF COMBUSTION OF AVIATION FUELS (D-3338)
101-523-1364	PERFORM STANDARD TEST METHOD FOR DETERMINATION OF PEROXIDE CONTENT OF AVIATION TURBINE FUELS (D-3703)
101-523-1365	PERFORM STANDARD TEST METHOD FOR DETERMINING MICRO WISM (D-3948)
101-523-1366	PERFORM STANDARD TEST METHOD FOR DETECTION OF COPPER CORROSION FROM LUBRICATING GREASES (D-4048)
101-523-1367	PERFORM STANDARD TEST METHOD FOR MANUAL SAMPLING OF PETROLEUM PRODUCTS (D-4057)
101-523-1368	PERFORM STANDARD TEST METHOD FOR FREE WATER AND PARTICULATE CONTAMINATION IN DISTILLATE FUELS (VISUAL INSPECTION PROCEDURE) (D-4176)
101-523-1369	PERFORM STANDARD TEST METHOD FOR SULFUR IN PETROLEUM PRODUCTS BY ENERGY DISPERSIVE X-RAY FLUORESCENCE SPECTROSCOPY (D-4294)
101-523-1370	PERFORM STANDARD GUIDE FOR GENERATION AND DISSIPATION OF STATIC ELECTRICITY IN PETROLEUM FUEL SYSTEM (D-4865)
101-523-1371	PERFORM STANDARD TEST METHOD FOR MEASUREMENT OF FUEL SYSTEM ICING INHIBITORS (ETHER TYPE) IN AVIATION FUELS (D-5006)
101-523-1372	PERFORM STANDARD TEST METHOD FOR PARTICULAR CONTAMINATION IN AVIATION FUEL BY LABORATORY FILTRATION (D-5452)

Task Number	Task Title
101-523-1373	PERFORM FEDERAL TEST METHOD FOR OIL SEPARATING FROM LUBRICATING GREASE (FTM 321.3)
101-523-1374	PERFORM STANDARD TEST METHOD FOR INSOLUBLE CONTAMINATION OF HYDRAULIC FLUIDS BY GRAVIMETRIC ANALYSIS (D-4898)
101-523-1375	PERFORM FEDERAL TEST METHOD FOR DIRT CONTENT OF GREASE (FTM 3005.4)
101-523-1376	PERFORM FEDERAL TEST METHOD FOR SOLID-PARTICLE CONTAMINATION IN HYDRAULIC FLUIDS (FTM 3009.3)
101-523-1377	PERFORM FEDERAL TEST METHOD FOR STABILITY OF GREASE IN HOT WATER (WATER IMMERSION) (FTM 3463.2)
101-523-1378	PERFORM FEDERAL TEST METHOD FOR NEUTRALITY (QUALITATIVE) (FTM 5101.7)
101-523-1379	PERFORM FEDERAL TEST METHOD FOR CORROSIVENESS OF GREASE (COPPER STRIP, 100 DEGREES CELSIUS) (FTM 5309.5)
101-523-1380	PERFORM FEDERAL TEST METHOD FOR DETERMINATION OF FUEL SYSTEM ICING INHIBITORS IN HYDROCARBON FUELS (IDOMETRIC METHOD) (FTM 5327.4)
101-523-1381	PERFORM FEDERAL TEST METHOD FOR CORROSION PROTECTION (HUMIDITY CABINET) (FTM 5329.2)
101-523-1382	PERFORM FEDERAL TEST METHOD FOR FUEL SYSTEM ICING INHIBITOR IN HYDROCARBON FUELS (CALORIMETRIC METHOD) (FTM 5330.2)
101-523-1383	PERFORM FEDERAL TEST METHOD FOR RESISTANCE OF GREASE TO WATER AND A 1:1 WATER-ETHANOL SOLUTION (FTM 5415.1)
101-523-1384	PREPARE PETROLEUM LABORATORY ANALYSIS REPORTS
101-523-1385	COMPARE TEST RESULTS TO SPECIFICATION REQUIREMENTS
101-523-1386	PREPARE AND STANDARDIZE CHEMICAL SOLUTIONS
101-523-1387	EMPLOY FIRE AND SAFETY MEASURES
101-523-1388	EMPLOY ENVIRONMENTAL STEWARDSHIP MEASURES
101-523-1389	INSTALL AND ADJUST LABORATORY EQUIPMENT
101-523-1390	CALIBRATE LABORATORY TEST EQUIPMENT
101-523-1392	PREPARE THE MOBILE LABORATORY FOR DEPLOYMENT
101-523-1393	OPERATE AND MAINTAIN PETROLEUM TEST KITS
101-523-1394	SAMPLE AND GAGE PETROLEUM PRODUCTS
101-523-2300	SUPERVISE LABORATORY TESTING
101-523-2301	REVIEW LABORATORY REPORTS
101-523-2302	SUPERVISE PREPARATION OF CHEMICAL SOLUTIONS
101-523-2303	SUPERVISE FIRE PREVENTION AND SAFETY MEASURES
101-523-2304	SUPERVISE ENVIRONMENTAL STEWARDSHIP MEASURES
101-523-2305	SUPERVISE INSTALLATION AND ADJUSTMENT OF LABORATORY EQUIPMENT
101-523-2306	SUPERVISE CALIBRATION OF LABORATORY EQUIPMENT
101-523-2307	SUPERVISE AIRMOBILE LABORATORY OPERATIONS
101-523-2309	SUPERVISE OPERATION AND MAINTENANCE OF PETROLEUM TEST KITS
101-523-2310	SUPERVISE SAMPLING AND GAGING PROCEDURES
101-523-3401	IMPLEMENT A FIRE PREVENTION AND SAFETY PROGRAM
101-523-3402	IMPLEMENT A PETROLEUM ENVIRONMENTAL STEWARDSHIP PROGRAM
101-523-3403	IMPLEMENT A LABORATORY MAINTENANCE PROGRAM
101-523-3405	IMPLEMENT A LABORATORY EQUIPMENT CALIBRATION PROGRAM

SUPPORTING COLLECTIVE TASKS: NONE

OPFOR TASKS AND STANDARDS: NONE

- ELEMENTS:** Company Headquarters
 Supply Platoon Headquarters
 Class I and General Supply Section
 Class IX Shipment/Receiving Section
 Class IX Storage and Issue Section
 Class IX RX Section
 Class III/V Platoon Headquarters
 Class III Storage and Issue Section
 Class III/V Distribution Section
 Class V (ATP)

TASK: Perform Unit Mortuary Affairs Operations (10-2-4513)
 (JTTP 4-06) (AR 40-66) (DOD MFFIMS)
 (FM 10-64) (FM 3-100.4) (FM 3-11.4)
 (FM 3-5)

ITERATION: 1 2 3 4 5 M (Circle)

COMMANDER/LEADER ASSESSMENT: T P U (Circle)

CONDITIONS: The unit has sustained fatalities. The unit may have the capability to perform an air reconnaissance. Some remains may be contaminated. Non-mortuary affairs personnel may perform this task. The commander has assigned search and recovery team leader(s) and personnel. The unit has analog and/or digital communications with higher HQ. The higher HQ OPORD, the unit TSOP, and higher HQ TSOP are available. This task is performed under all day and night environmental conditions. The unit is subject to air, NBC, and all levels of threat forces attacks. Some iterations of this task should be performed in MOPP4.

TASK STANDARDS: Search, recovery, evacuation, and emergency burial operations are performed in accordance with the TSOP and OPORD. At MOPP4, performance degradation factors increase time required for performing mortuary affairs.

TASK STEPS AND PERFORMANCE MEASURES	GO	NO-GO
<p>1. Search and recovery team leader(s) prepare for the search.</p> <ul style="list-style-type: none"> a. Review all reports concerning the incident. b. Perform a map, terrain, or aerial reconnaissance of the search area. c. Coordinate map reconnaissance with higher headquarters. d. Identify resource requirement for the mission. e. Arrange for search team's transportation to and from recovery site. f. Identify additional support requirements. g. Request additional support requirements from the S4 Section using analog and/or digital communications or messenger, and following up with a requisition for additional supplies. h. Coordinate NBC and EOD assistance with the unit HQ using analog and/or digital communications or messenger. i. Coordinate security of search area with unit HQ using analog and/or digital communications messenger. j. Brief personnel. k. Relay the last known location (grid coordinates) of the remains if the recovery cannot be performed to higher headquarters. 		
<p>2. Search and recovery team leader(s) prepare for movement to recovery site.</p> <ul style="list-style-type: none"> a. Conduct pre-inspection of all vehicles, soldier's personal equipment, and mission-essential equipment and forms. b. Develop a load plan. 		

TASK STEPS AND PERFORMANCE MEASURES	GO	NO-GO
<ul style="list-style-type: none"> c. Supervise loading of equipment in accordance with load plans. d. Verify route. 		
<ul style="list-style-type: none"> 3. Search and recovery team(s) move to the recovery site. <ul style="list-style-type: none"> a. Conduct movement based upon tactical situation. b. Adhere to appropriate convoy or road-march procedures. 		
<ul style="list-style-type: none"> 4. Search and recovery team leader(s) supervise search, recovery, and evacuation operations. <ul style="list-style-type: none"> a. Determine the best search methods to use in the particular area. b. Ensure search is conducted during the daylight hours. c. Brief search and recovery team(s) on operational procedures. d. Ensure soldiers are wearing appropriate protective gear. e. Issue personal effects bags, human remains pouches, if available, and NBC agent tags. f. Assign areas of search to each team of which the sum equals the entire search area, as directed by the commander. g. Assign a portion of the search area to an individual team member. h. Monitor search and recovery team(s) operations for compliance with TSOP and the commander's guidance. 		
<ul style="list-style-type: none"> 5. Search and recovery team(s) conducts the search. <ul style="list-style-type: none"> a. Search assigned areas for remains and personal effects. b. Mark locations of remains, portions, and personal effects with color-coded pin flags in accordance with FM 10-64. c. Initiate FMC for each remains in accordance with AR 40-66. d. Prepare recovery site sketch indicating locations where remains and personal effects were found. 		
<ul style="list-style-type: none"> 6. Search and recovery team(s) recovers remains. <ul style="list-style-type: none"> a. Inspect immediate area for booby traps and NBC contaminants. b. Ensure remains are covered or shrouded at all times when not being examined. c. Verify that DD Form 1380 is attached to the remains. d. Ensure DD Form 567 is prepared for each remains or to document mission if no remains are found. e. Ensure DD Form 565 is completed, if unit personnel knew the deceased. f. Ensure the areas around the remains are searched for personal effects and possible disassociated personal effects. g. Perform procedures for initial identification. h. Attach to contagious remains a tag marked with a large "C", and the identity of each contagion and contaminant. 		
<p>NOTE: Remains found in a contaminated area are to be handled in accordance with procedures set forth in JTTP 4-06 and evacuated directly to the MACP.</p> <ul style="list-style-type: none"> i. Place personal effects into personal effects bag, if available, and attach to remains. j. Prepare a sketch of the recovery site showing major landmarks. k. Prepare a map overlay of the recovery site using analog and/or digital devices or manually. l. Forward SITREP in accordance with TSOP to the unit HQ using analog and digital communications or messenger. m. Employ environmental stewardship protection program procedures. 		

TASK STEPS AND PERFORMANCE MEASURES	GO	NO-GO
<p>7. Search and recovery team(s) evacuates remains to the nearest MACP.</p> <ul style="list-style-type: none"> a. Coordinate evacuation of recovered remains to collection points with the support operations section using analog and digital communications. b. Ensure all records prepared at the recovery site are complete and accurate before departing the area. c. Ensure the remains are transported feet first. d. Ensure remains awaiting evacuation are shrouded from public view and guarded or escorted. e. Transport the remains in the most expedient manner possible to the nearest MACP. f. Ensure all transportation assets can provide cover for the remains while being transported. g. Ensure a summary report is submitted to higher headquarters to document the search and recovery mission. <p>NOTE: Remains should only be transported in an ambulance as a last resort.</p> <p>NOTE: If remains cannot be evacuated to a MACP in a timely manner, perform steps 8 and 9.</p>		
<p>8. Search and recovery team(s) leader supervises isolated interments.</p> <ul style="list-style-type: none"> a. Identify specific isolated interment site in coordination with the unit HQ using analog and/or digital communications or messenger. b. Supervise isolated interment marking in accordance with JTTP 4-06, FM 10-64, TSOP, and current directives. c. Supervise the burial of all recovered remains and their personal effects. d. Report burial data to unit HQ using analog and/or digital communications or messenger. e. Employ environmental stewardship protection program procedures. 		
<p>9. Search and recovery team(s) performs isolated interments.</p> <ul style="list-style-type: none"> a. Prepare the isolated interment site(s) in accordance with appropriate JTTP 4-06, FM 10-64, TSOP, and current directives. b. Mark all interment sites in accordance with FM 10-64. c. Employ environmental stewardship protection program procedures. 		

TASK PERFORMANCE / EVALUATION SUMMARY BLOCK							
ITERATION	1	2	3	4	5	M	TOTAL
TOTAL TASK STEPS EVALUATED							
TOTAL TASK STEPS "GO"							
TRAINING STATUS "GO"/"NO-GO"							

"*" indicates a leader task step.

SUPPORTING INDIVIDUAL TASKS: NONE

SUPPORTING COLLECTIVE TASKS

Task Number	Task Title
63-2-4020	Respond to the Initial Effects of a Nuclear Attack
63-2-4021	Defend Against a Level I Attack

OPFOR TASKS AND STANDARDS

TASK: CONDUCT SNIPER OPERATIONS (63-OPFOR-1005)

CONDITION: OPFOR has assigned snipers, regular and/or irregular elements, in the enemy rear area along MSR and near support sites.

STANDARD: 1. Set up well-concealed location(s). 2. Engage vehicle drivers or personnel on foot with short bursts of semi-automatic fire. 3. Kill or wound selected target. 4. Prevent position from being discovered by enemy forces. 5. Evacuate the area without being spotted. 6. Report all specified PIR and other intelligence requirements to OPFOR HQ.

ELEMENTS: Company Headquarters
Supply Platoon Headquarters

TASK: Provide Human Resources Support (63-2-4015)
(AR 600-8-104) (AR 220-1) (AR 380-5)
(AR 600-8-1) (AR 600-8-19) (AR 600-8-2)
(FM 12-6)

ITERATION: 1 2 3 4 5 M (Circle)

COMMANDER/LEADER ASSESSMENT: T P U (Circle)

CONDITIONS: The higher HQ S1 requires a personnel daily summary report. The unit has analog and/or digital communications with higher HQ. The higher HQ OPORD, the unit TSOP, and higher HQ TSOP are available. The unit HQ is required to continuously support combat operations over a prolonged period of time. Unit personnel may have been killed, wounded, captured, and/or missing. Replacements are arriving and administrative issues need to be resolved. The tactical situation allows time for personnel and administrative actions. This task is performed simultaneously with other support and operational tasks. Field-expedient and natural shelters are available. This task is performed under all day and night environmental conditions. The unit is subject to air, NBC, and all levels of threat forces attacks. Some iterations of this task should be performed in MOPP4.

TASK STANDARDS: Personnel and administrative support services are provided as prescribed by TSOP and OPORD. At MOPP4, personnel and administrative support is reduced to minimal essential actions.

TASK STEPS AND PERFORMANCE MEASURES	GO	NO-GO
<p>1. Unit HQ processes casualty reports.</p> <ul style="list-style-type: none"> a. Maintains situational awareness using analog and/or digital communications. b. Verifies reports for completeness and accuracy. c. Forwards 100 percent accurate reports and witness statements to higher HQ staff element within 24 hours of incident using analog and/or digital communications. d. Updates unit battle roster to reflect 100 percent accuracy. 		
<p>2. Unit HQ performs strength accounting.</p> <ul style="list-style-type: none"> a. Consolidates elements' personnel status reports. b. Forwards personnel status report to the higher HQ staff element NLT time specified in the OPORD and TSOP using analog and/or digital communications. c. Updates battle roster to reflect 100 percent accuracy. 		
<p>3. Unit HQ performs equipment status reporting.</p> <ul style="list-style-type: none"> a. Consolidates elements' equipment status reports. b. Forwards equipment status reports to higher HQ staff element NLT time specified in the OPORD and TSOP using analog and/or digital communications. 		
<p>4. Unit HQ processes replacements.</p> <ul style="list-style-type: none"> a. Inspects all replacement personnel for proper weapons, MOPP gear, equipment, clothing, and shot records. b. Briefs replacements on tactical situation. c. Briefs replacements on chain of command and specific duties. d. Issues required supplies and equipment. e. Escorts unit replacements to assigned area. 		

TASK STEPS AND PERFORMANCE MEASURES	GO	NO-GO
<ul style="list-style-type: none"> f. Records replacement data on battle reports. g. Coordinates transportation for movement of replacement individuals for supported unit to the gaining activity using analog and/or digital communications. h. Coordinates with support medical element for required immunizations using analog and/or digital communications. 		
<p>5. Unit HQ provides administrative support.</p> <ul style="list-style-type: none"> a. Forwards 100 percent accurate personnel and finance support requests to higher HQ staff element within 24 hours using analog and/or digital communications. b. Coordinates UCMJ actions with the battalion legal clerk using analog and/or digital communications. c. Administers unit awards program in accordance with procedures prescribed in the higher HQ TSOP. d. Provides unit-level mail service as prescribed by appropriate regulations and unit TSOP. e. Maintains classified materials in accordance with appropriate regulations. 		
<p>6. Unit HQ implements microcomputer and ULC security procedures (Digital Units Only).</p> <ul style="list-style-type: none"> a. Establishes "controlled access" procedures to ULC and microcomputer area(s). b. Restricts access to computers by use of classified passwords. c. Rotates operator passwords every 30 days or earlier if compromise is suspected. d. Monitors ULC and microcomputers for proper usage. e. Establishes computer report distribution procedures. 		
<p>7. Unit HQ provides health, welfare, and morale support.</p> <ul style="list-style-type: none"> a. Coordinates for the distribution of specialty packs and sundry items in accordance with higher HQ OPORD and TSOP using analog and/or digital communications. b. Monitors unit field feeding for compliance with the TSOP. c. Monitors unit sleep and rest plan for compliance with the TSOP. d. Supervises physical conditioning program. e. Coordinates laundry and shower exchange support with the S4 section using analog and/or digital communications. f. Coordinates for religious activity support using analog and/or digital communications. g. Disseminates health, welfare, and morale support information to all subelements using analog and/or digital communications. 		

TASK PERFORMANCE / EVALUATION SUMMARY BLOCK							
ITERATION	1	2	3	4	5	M	TOTAL
TOTAL TASK STEPS EVALUATED							
TOTAL TASK STEPS "GO"							
TRAINING STATUS "GO"/"NO-GO"							

"*" indicates a leader task step.

SUPPORTING INDIVIDUAL TASKS: NONE**SUPPORTING COLLECTIVE TASKS**

Task Number	Task Title
63-2-4017	Maintain Communications
63-2-4040	Establish Communications

OPFOR TASKS AND STANDARDS

TASK: GATHER INTELLIGENCE (63-OPFOR-1008)

CONDITION: Small OPFOR elements, operating in the rear area, are planning attacks on enemy bases. Information is needed to complete plans.

STANDARD: 1. Identify all PIR and other intelligence requirements. 2. Pass through any outpost, defensive wire, or warning devices undetected. 3. Move to an OP that offers cover and concealment and is close enough to gather PIR and other intelligence requirements. 4. Gather all PIR and other intelligence requirements. 5. Withdraw from area undetected. 6. Report all information to OPFOR HQ.

- ELEMENTS:** Company Headquarters
 Supply Platoon Headquarters
 Class I and General Supply Section
 Class IX Shipment/Receiving Section
 Class IX Storage and Issue Section
 Class IX RX Section
 Class III/V Distribution Section

TASK: Provide Class I, II, III (Pkg), IV, VII and IX Supplies (63-2-4051)
 (FM 10-27-2) (FM 10-15) (FM 10-23)
 (FM 10-27) (FM 3-100.4) (FM 4-0)

ITERATION: 1 2 3 4 5 M (Circle)

COMMANDER/LEADER ASSESSMENT: T P U (Circle)

CONDITIONS: The unit has analog and/or digital communications with higher HQ. The higher HQ OPORD with all annexes and overlays has been forwarded to the unit commander's digital device. The unit and higher HQ TSOPs are available. The supply sections have received requests for supplies. The supply sections may be located in a field site or MOUT environment. This task is performed under all environmental conditions, both day and night. The unit is subject to air, NBC, and ground Level I threat forces attack. Some iterations of this task should be performed in MOPP4.

TASK STANDARDS: Class I, II, III (PKG), IV, VII and IX supplies are issued to supported units in accordance with the TSOP and established schedules. At MOPP4, performance degradation factors increase time required for providing supplies.

TASK STEPS AND PERFORMANCE MEASURES	GO	NO-GO
<p>* 1. Platoon HQ supervises Class I, II, III (PKG), IV, VII and IX supply operations. (03-5101.20-0018)</p> <ul style="list-style-type: none"> a. Maintains situational awareness using FBCB2, wire or radio. b. Safeguards all classes of supply from pilferage and environmental conditions. c. Establishes times and procedures for customer units to turn in ULLS-S4 request disks and receive requisition statuses. Disseminate using FBCB2 or radio. d. Establishes procedures for transferring ULLS-S4 data into SARRS. e. Establishes procedures and format for generating requisition statuses and other reports from SARRS to higher HQ and customer units. f. Establishes procedures for setting aside items requested through emergency requests for support generated through customer digital requests for support. g. Implements schedules for equipment, personnel, and reports as required for mission accomplishment. h. Inspects supply points to ensure compliance with procedures in FM 10-15, FM 10-23, and TSOP. i. Supervises PMCS. k. Coordinates with Platoon HQ for required supplies, equipment, and packing and crating using FBCB2 or radio. l. Forwards required records and reports through Platoon HQ to Support Operations Section using FBCB2 or radio. m. Enforces safety procedures in accordance with TSOP and publications. n. Enforces environmental stewardship protection measures. 		

TASK STEPS AND PERFORMANCE MEASURES	GO	NO-GO
<p>2. Supply section personnel receive Class I, II, III (PKG), IV, VII and IX supplies.</p> <ul style="list-style-type: none"> a. Identify contents of containers and/or pallets with RF tags using RF reader. b. Process supplies into stock using MROCS. <p>NOTE: Place into stock or issue points as directed by MROCS. Attach MRO produced by MROCS if item is issued immediately.</p> <ul style="list-style-type: none"> c. Inspect supplies for quality and quantity as they are being inprocessed. d. Report discrepancies in the receipt of supplies to section chief. e. Employ safety procedures in accordance with TSOP and publications. f. Employ environmental stewardship protection measures. 		
<p>3. Supply section personnel store supplies.</p> <ul style="list-style-type: none"> a. Set up stock locator file in SARRS. b. Establish stock warehouse locations in SARRS. c. Maintain supplies in proper location using SARRS. <p>NOTE: Perform measures a, b, and c above by selecting location maintenance option from SARRS location maintenance menu (accessed from the storage support menu) and inputting the appropriate information.</p> <ul style="list-style-type: none"> d. Protect supplies from fire, weather, theft, and NBC contamination. e. Store supplies in accordance with FM 10-15 and FM 10-23. f. Conduct periodic inventories produced by SARRS in accordance with TSOP and appropriate supply regulation(s). <p>NOTE: Produce inventory documents by selecting the appropriate option from the SARRS inventory menu (accessed from the SARRS storage menu).</p> <ul style="list-style-type: none"> g. Employ safety procedures in accordance with TSOP and publications. h. Employ environmental stewardship protection measures. 		
<p>4. Supply section personnel issues Class I, II, III (PKG), IV, VII and IX supplies.</p> <ul style="list-style-type: none"> a. Use MROs generated by SARRS and MROCS to pull items from stock locations and place in customer issue point bins. <p>NOTE: Pull items based on quantity and stock number shown on MROs generated by SARRS and MROCS.</p> <ul style="list-style-type: none"> b. Perform required supply packing and crating for shipment. c. Notify supervisor that supplies are ready for issue. d. Verify that the unit representative is on signature card when unit picks up supplies. e. Issues supplies to supported units in accordance with established schedules. f. Forward issue documents to section chief. g. Employ safety procedures in accordance with TSOP and publications. h. Employ environmental stewardship protection measures. 		

TASK PERFORMANCE / EVALUATION SUMMARY BLOCK							
ITERATION	1	2	3	4	5	M	TOTAL
TOTAL TASK STEPS EVALUATED							
TOTAL TASK STEPS "GO"							
TRAINING STATUS "GO"/"NO-GO"							

"*" indicates a leader task step.

SUPPORTING INDIVIDUAL TASKS

Task Number	Task Title
03-5101.20-0018	Direct Receipt, Storage and Issue of Supplies

SUPPORTING COLLECTIVE TASKS: NONE

OPFOR TASKS AND STANDARDS: NONE

ELEMENTS: Supply Platoon Headquarters
Class V (ATP)

TASK: Perform Ammunition Transfer Point Operations (63-2-4055)
(FM 4-30.1) (FM 3-100.4) (FM 4-30.13)

ITERATION: 1 2 3 4 5 M (Circle)

COMMANDER/LEADER ASSESSMENT: T P U (Circle)

CONDITIONS: The unit has analog and digital communications with higher HQ. The higher HQ OPORD with all annexes and overlays has been forwarded to the unit commander's digital device. The unit and higher HQ TSOPs are available. The ammunition support mission has begun. Corps trailers with ammunition are arriving at the ATP. The convoy commander has given the shipping documents to the ATP section chief. Personnel and equipment are available to receive ammunition. Units will arrive at the ATP within 12 hours to pick up ammunition. This task is performed under all environmental conditions, both day and night. The unit is subject to air, NBC, and ground Level I threat forces attack. Some iterations of this task should be performed in MOPP4.

TASK STANDARDS: The receipt and issue of ammunition is accomplished in accordance with FM 4-30.1, the TSOP, and the service support annex to the HQ OPORD. At MOPP4, performance degradation factors increase the time required to provide ATP support.

TASK STEPS AND PERFORMANCE MEASURES	GO	NO-GO
<p>* 1. Section Chief directs Class V ATP operations. (093-400-1341, 093-55B-1340, 093-55B-1348, 093-55B-1354)</p> <ul style="list-style-type: none"> a. Implements schedules for equipment, personnel and reports as required for mission accomplishment. b. Inspects selected ATP sites to ensure compliance with procedures in FM 4-30.1 and the TSOP. c. Coordinates with unit HQ for required supplies, equipment and MHE using the FBCB2, radio, wire, or messenger. d. Supervises PMCS. e. Enforces safety procedures in accordance with TSOP and publications. f. Enforces environmental stewardship protection measures. 		
<p>2. ATP Section receives PLS trucks. (093-400-1341, 093-55B-1348, 093-55B-1350, 093-55B-1351, 093-55B-1354, 093-55B-3353)</p> <ul style="list-style-type: none"> a. Identifies the field storage category of the ammunition on each PLS flatrack in accordance with FM 4-30.13. b. Prepares a receipt document for each truckload of ammunition. c. Positions incoming trucks of ammunition in accordance with the receipt documents. d. Directs downloading of PLS flatracks. e. Inspects loads for damage and condition as they are downloaded. f. Inventories ammunition as it is downloaded. g. Completes the receipt documents. h. Updates the ATP planograph. i. Forwards completed receipt documents to the support operations section. j. Reports the types and quantities of ammunition received at the ATP to higher HQ support operations section by DODIC, quantity and condition using SAAS-MOD. k. Employs safety procedures in accordance with TSOP and publications. l. Employs environmental stewardship protection measures. 		

TASK STEPS AND PERFORMANCE MEASURES	GO	NO-GO
<p>3. ATP Section issues ammunition to supported units. (093-400-1341, 093-55B-1347, 093-55B-1348, 093-55B-1350, 093-55B-1351, 093-55B-1354, 093-55B-3353)</p> <ul style="list-style-type: none"> a. Verifies that the ammunition requested is available in the ATP. b. Inspects supported unit vehicles prior to loading ammunition in accordance with Motor Vehicle Inspection. c. Prepares issue documents for each supported unit. d. Escorts supported unit vehicles into the ATP. e. Transloads ammunition from the flatracks to the supported unit vehicles. f. Completes the issue documents. g. Updates the ATP planograph. h. Sends completed issue documents to the division ammunition officer/representative in the higher HQ support operations section. i. Employs ammunition handling safety directives. j. Employs environmental stewardship procedures in accordance with FM 20-400 and TC 20-401. k. Reports quantities of on-hand ammunition to the higher HQ Support Operations Section using SAAS-MOD, FBCB2, courier or radio. l. Enforces safety procedures in accordance with TSOP and publications. 		

TASK PERFORMANCE / EVALUATION SUMMARY BLOCK							
ITERATION	1	2	3	4	5	M	TOTAL
TOTAL TASK STEPS EVALUATED							
TOTAL TASK STEPS "GO"							
TRAINING STATUS "GO"/"NO-GO"							

"*" indicates a leader task step.

SUPPORTING INDIVIDUAL TASKS

Task Number	Task Title
093-55B-1340	Identify Munitions
093-55B-1347	Issue Munitions
093-55B-1348	Fight Fires In a Munitions Storage Area
093-55B-1350	Operate MHE
093-55B-1351	Perform Operator Maintenance on MHE
093-55B-1354	Inventory Munitions
093-55B-3353	Inspect Motor Vehicles

SUPPORTING COLLECTIVE TASKS: NONE

OPFOR TASKS AND STANDARDS: NONE

- ELEMENTS:** Company Headquarters
 Supply Platoon Headquarters
 Class I and General Supply Section
 Class IX Shipment/Receiving Section
 Class IX Storage and Issue Section
 Class IX RX Section
 Class III/V Platoon Headquarters
 Class III Storage and Issue Section
 Class III/V Distribution Section
 Class V (ATP)

TASK: Combat Battlefield Stress (63-2-4303)
 (FM 22-51) (FM 100-14) (FM 6-22.5)

ITERATION: 1 2 3 4 5 M (Circle)
COMMANDER/LEADER ASSESSMENT: T P U (Circle)

CONDITIONS: The unit has been involved in operations over a prolonged period of time and personnel are exhibiting signs of battlefield stress. The unit has analog and/or digital communications with higher HQ. The higher HQ OPORD, unit TSOP, and higher HQ TSOP are available. The commander has directed that battlefield stress management procedures be implemented. The unit's sleep plan and TSOP to manage BF soldiers has been developed. Personnel have been cross-trained on critical tasks. This task is performed under all day and night environment conditions. The unit is subject to air, NBC, and all levels of threat forces attack. Some iterations of this task should be performed in MOPP4.

TASK STANDARDS: Unit applies techniques that counter battlefield stress. Techniques used prevent degradation of morale, training, and physical condition of unit personnel.

TASK STEPS AND PERFORMANCE MEASURES	GO	NO-GO
<p>* 1. Commander and leaders perform stress prevention leader actions.</p> <ul style="list-style-type: none"> a. Issue warning orders, OPORDs, and FRAGOs to the lowest possible level using analog and/or digital communications. b. Provide soldiers an accurate assessment of the friendly and enemy situation. c. Brief leaders' intention to all unit personnel. d. Speak positively concerning the unit's missions, purpose, and abilities. e. Encourage a positive attitude throughout the unit. f. Institute an information dissemination plan designed to quell and prevent rumors. g. Inform personnel of availability of religious support. h. Implement buddy system to observe signs of stress or BF among the soldiers and leaders. 		
<p>* 2. Commander and leaders implement sleep plan.</p> <ul style="list-style-type: none"> a. Provide a safe and secure area away from vehicles and other high-noise activities. b. Adjust sleep plan as dictated by tactical situation. c. Enforce the sleep plan in accordance with the TSOP. 		
<p>* 3. Leaders implement task rotation or restructuring procedures.</p> <ul style="list-style-type: none"> a. Alternate cross-trained unit personnel on critical tasks, as required. b. Rotate unit personnel between demanding and non-demanding tasks. 		

TASK STEPS AND PERFORMANCE MEASURES	GO	NO-GO
<p>c. Assign two soldiers to function independently on tasks requiring a high degree of accuracy.</p> <p>d. Adjust task rotation policies and procedures to the tactical situation.</p> <p>* 4. Leaders implement stress-coping and management techniques.</p> <p>a. Integrate new unit members into the unit immediately.</p> <p>b. Assist soldiers in resolving family/home-related problems.</p> <p>c. Provide instruction on relaxation technique to all personnel prior to deployment.</p> <p>d. Conduct routine after-action stress debriefings.</p> <p>e. Conduct unit award, decoration, recognition and memorial ceremonies.</p> <p>* 5. Commander and leaders implement stress control techniques.</p> <p>a. Implement a plan to deal with mild, seriously stressed, or BF cases.</p> <p>b. Assign soldiers who show signs of stress or BF to simple tasks.</p> <p>c. Direct personnel to be supportive of BF or stressed soldiers.</p> <p>d. Refer soldiers showing signs of serious stress or BF to supporting MTF for medical evaluation.</p> <p>e. Reintegrate RTD soldiers into their specific element.</p> <p>6. Unit personnel employ stress prevention measures.</p> <p>a. Maintain a positive attitude concerning the unit's mission, purpose, and abilities.</p> <p>b. Comply with the commander's sleep plan.</p> <p>c. Identify other soldiers with signs of stress or BF.</p> <p>d. Provide immediate buddy aid support.</p> <p>e. Report signs of stress or BF in other soldiers to immediate supervisor.</p> <p>f. Accept new unit members immediately.</p> <p>g. Practice relaxation techniques at appropriate times and places.</p> <p>h. Participate in buddy system and after-action stress debriefings.</p>		

TASK PERFORMANCE / EVALUATION SUMMARY BLOCK							
ITERATION	1	2	3	4	5	M	TOTAL
TOTAL TASK STEPS EVALUATED							
TOTAL TASK STEPS "GO"							
TRAINING STATUS "GO"/"NO-GO"							

"*" indicates a leader task step.

SUPPORTING INDIVIDUAL TASKS: NONE

SUPPORTING COLLECTIVE TASKS: NONE

OPFOR TASKS AND STANDARDS: NONE

- ELEMENTS:** Company Headquarters
 Supply Platoon Headquarters
 Class I and General Supply Section
 Class IX Shipment/Receiving Section
 Class IX Storage and Issue Section
 Class IX RX Section
 Class III/V Platoon Headquarters
 Class III Storage and Issue Section
 Class III/V Distribution Section
 Class V (ATP)

TASK: Process Enemy Prisoners of War (63-2-4304)
 (FM 3-19.40)

ITERATION: 1 2 3 4 5 M (Circle)
COMMANDER/LEADER ASSESSMENT: T P U (Circle)

CONDITIONS: Threat soldiers are surrendering or being captured. The unit is supporting tactical operations. An EPW collection point has been established in the support area. The unit has analog and/or digital communications with higher HQ. The higher HQ OPORD, the unit TSOP, and higher HQ TSOP are available. This task is performed under all day and night environmental conditions. The unit is subject to air, NBC, and all levels of threat forces attacks. Some iterations of this task should be performed in MOPP4.

TASK STANDARDS: Unit evacuates EPW to the designated EPW holding area within the time prescribed in the TSOP and/or higher HQ directives. At MOPP4, EPW processing and evacuation times increase significantly.

TASK STEPS AND PERFORMANCE MEASURES	GO	NO-GO
<p>* 1. Commander and leaders supervise EPW processing in the unit area.</p> <ul style="list-style-type: none"> a. Disseminate designated EPW collection point(s) locations to all sub-elements using analog and/or digital communications. b. Coordinate disposition of EPW with higher HQ staff element before transporting to the rear using analog and/or digital communications. c. Monitor processing procedures to ensure compliance with the TSOP and current INTSUM. <p>2. Unit personnel search EPW.</p> <ul style="list-style-type: none"> a. Remove all weapons and documents. b. Return personal items of no military intelligence value. c. Provide EPW a receipt for personal items taken. d. Tag each EPW and each item removed with date/time group, location of capture, capturing unit, and circumstances of capture. <p>3. Unit personnel segregate EPW.</p> <ul style="list-style-type: none"> a. Segregate EPW by rank, sex, deserters, civilians, nationality, and ideology, when possible. b. Treat EPW casualties. <p>NOTE: See Task 08-2-0003.63-0001 for detailed treatment procedures.</p> <ul style="list-style-type: none"> c. Transport EPW casualties. <p>NOTE: See Task 63-2-4316 for detailed transportation procedures.</p> <ul style="list-style-type: none"> d. Report casualties to higher HQ staff element using analog and/or digital communications. 		

TASK STEPS AND PERFORMANCE MEASURES	GO	NO-GO
<p>4. Unit personnel silence EPW.</p> <ul style="list-style-type: none"> a. Prevent EPW leaders from giving orders. b. Prevent communications between captured personnel. c. Conduct no conversations in front of EPW except to issue orders and maintain discipline. 		
<p>5. Unit personnel transport EPW to the rear.</p> <ul style="list-style-type: none"> a. Remove EPW from dangers of the immediate battle area. b. Prevent abuse of EPW by fellow soldiers or local populace. c. Transport EPW to the nearest collection point by vehicle. <p>NOTE: If transportation is unavailable and time and distance factors permit, march EPW to the nearest collection point; if EPWs are held, water and rations must be provided.</p>		

TASK PERFORMANCE / EVALUATION SUMMARY BLOCK							
ITERATION	1	2	3	4	5	M	TOTAL
TOTAL TASK STEPS EVALUATED							
TOTAL TASK STEPS "GO"							
TRAINING STATUS "GO"/"NO-GO"							

"*" indicates a leader task step.

SUPPORTING INDIVIDUAL TASKS: NONE

SUPPORTING COLLECTIVE TASKS

Task Number	Task Title
63-2-4305	Process Captured Documents and Equipment

OPFOR TASKS AND STANDARDS

TASK: MAINTAIN CONTACT (63-OPFOR-1011)

CONDITION: OPFOR element is tactically engaged with enemy base defense forces. Enemy forces are withdrawing under pressure.

STANDARD: 1. Engage enemy forces decisively. 2. Advance own unit or forces as enemy withdraws. 3. Inflict casualties.

- ELEMENTS:** Company Headquarters
 Supply Platoon Headquarters
 Class I and General Supply Section
 Class IX Shipment/Receiving Section
 Class IX Storage and Issue Section
 Class IX RX Section
 Class III/V Platoon Headquarters
 Class III Storage and Issue Section
 Class III/V Distribution Section
 Class V (ATP)

TASK: Process Captured Documents and Equipment (63-2-4305)
 (FM 34-54) (STP 21-24-SMCT)

ITERATION: 1 2 3 4 5 M (Circle)
COMMANDER/LEADER ASSESSMENT: T P U (Circle)

CONDITIONS: Threat equipment and documents have been captured. The unit has analog and/or digital communications with higher HQ. The higher HQ OPORD, the unit TSOP, and higher HQ TSOP are available. The unit is supporting tactical operations. This task is performed under all day and night environmental conditions. The unit is subject to air, NBC, and all levels of threat forces attacks.

Some iterations of this task should be performed in MOPP4.

TASK STANDARDS: Unit processes all captured documents and equipment in accordance with disposition instructions from the S2/S3 and the battalion TSOP. At MOPP4, documents and equipment processing and disposition times increase.

TASK STEPS AND PERFORMANCE MEASURES	GO	NO-GO
1. Commander and leaders supervise captured document and equipment processing. <ul style="list-style-type: none"> a. Disseminate to all subelements instructions and procedures for processing captured documents and equipment using analog and/or digital communications. b. Coordinate disposition of captured documents and equipment with S2/S3 using analog and/or digital communications. c. Coordinate with S2/S3, Plans-Operations Branch for transportation of equipment to the rear using analog and/or digital communications. d. Monitor processing procedures to ensure compliance with the TSOP and Plans-Operations Branch guidance. 		
2. Unit personnel report capture of documents or equipment to S3, Plans-Operations Branch. <ul style="list-style-type: none"> a. Process reports on documents and equipment in accordance with FM 34-54 and the TSOP. b. Request disposition of captured documents and equipment from the Plans-Operations Branch, S2/S3, and S4 section using analog and/or digital communications. c. Tag all captured documents and equipment before evacuation. 		

TASK STEPS AND PERFORMANCE MEASURES	GO	NO-GO
<p>3. Unit executes approved disposition of captured documents and equipment.</p> <p style="margin-left: 20px;">a. Evacuate captured equipment in accordance with disposition instructions.</p> <p style="margin-left: 20px;">b. Destroy the captured equipment (less medical) in accordance with disposition instructions.</p> <p>NOTE: If tactical situation does not permit equipment destruction or evacuation, or other special instructions exist, abandon captured equipment in accordance with disposition instructions.</p> <p style="margin-left: 20px;">c. Evacuate documents through Plan-Operations Branch to intelligence personnel.</p>		

TASK PERFORMANCE / EVALUATION SUMMARY BLOCK							
ITERATION	1	2	3	4	5	M	TOTAL
TOTAL TASK STEPS EVALUATED							
TOTAL TASK STEPS "GO"							
TRAINING STATUS "GO"/"NO-GO"							

"*" indicates a leader task step.

SUPPORTING INDIVIDUAL TASKS: NONE

SUPPORTING COLLECTIVE TASKS

Task Number	Task Title
63-2-4304	Process Enemy Prisoners of War

OPFOR TASKS AND STANDARDS

TASK: MAINTAIN CONTACT (63-OPFOR-1011)

CONDITION: OPFOR element is tactically engaged with enemy base defense forces. Enemy forces are withdrawing under pressure.

STANDARD: 1. Engage enemy forces decisively. 2. Advance own unit or forces as enemy withdraws. 3. Inflict casualties.

- ELEMENTS:** Company Headquarters
 Supply Platoon Headquarters
 Class I and General Supply Section
 Class IX Shipment/Receiving Section
 Class IX Storage and Issue Section
 Class IX RX Section
 Class III/V Platoon Headquarters
 Class III Storage and Issue Section
 Class III/V Distribution Section
 Class V (ATP)

TASK: Perform Field Sanitation Functions (63-2-4315)
 (FM 21-10) (AR 40-5) (FM 3-100.4)
 (FM 3-11.4) (FM 4-25.12) (STP 21-24-SMCT)

ITERATION: 1 2 3 4 5 M (Circle)

COMMANDER/LEADER ASSESSMENT: T P U (Circle)

CONDITIONS: The unit is in the field without permanent sanitation or water facilities. Health hazards exist requiring field sanitation procedures to be employed. The unit has analog and/or digital communications with higher HQ. The higher HQ OPORD, the unit TSOP, and higher HQ TSOP are available. A trained unit field sanitation team is assisting the commander in preventing any health threat. All required sanitation equipment is available. Field sanitation activities are continuous and are performed simultaneously with other operational tasks. This task is performed under all day and night environment conditions. The unit is subject to air, NBC, and ground Level I threat forces attack. Some iterations of this task should be performed in MOPP4.

TASK STANDARDS: Field sanitation measures are accomplished in accordance with the TSOP, OPORD, FM 21-10, and FM 4-25.12. FST performs field sanitation activities in accordance with the TSOP, commander's guidance, FM 21-10, and FM 4-25.12. At MOPP4, only minimal essential field sanitation activities are performed.

TASK STEPS AND PERFORMANCE MEASURES	GO	NO-GO
<p>* 1. Commander directs field sanitation measures.</p> <ul style="list-style-type: none"> a. Directs field sanitation activities to counter the health threat, including actions such as the setting up of handwashing stations near each latrine and ration handling area. b. Monitors field sanitation activities. c. Enforces individual field sanitation measures. d. Requests assistance for health related problems from higher HQ for problems that are beyond the expertise of the FST in accordance with TSOP, OPORD, and CHS plan using the appropriate system. e. Enforces safety procedures in accordance with TSOP and publications. f. Enforces environmental stewardship protection program procedures. 		
<p>2. FST supervises unit field sanitation activities.</p> <ul style="list-style-type: none"> a. Maintains field sanitation basic load. b. Supervises distribution of field sanitation basic load items. c. Tests unit water supply for required chlorine residual. d. Monitors personnel to ensure use of protective measures against arthropods (skin, repellent, bed net, clothing, and bed net repellent) and rodents in accordance with applicable directives and commander's guidance. 		

TASK STEPS AND PERFORMANCE MEASURES	GO	NO-GO
<ul style="list-style-type: none"> e. Monitors personnel for employment of correct hygiene measures such as handwashing. f. Supervises installation of appropriate latrine facilities based on terrain. g. Inspects latrines and urinals. h. Inspects liquid and solid waste disposal facilities. i. Inspects hand-washing devices in accordance with TSOP. j. Inspects transport, storage, preparation, and service of food. k. Provides advice, recommendations, and training requirements to the commander. l. Enforces safety procedures in accordance with TSOP and publications m. Enforces environmental stewardship protection program procedures. <p>3. Unit elements employ field sanitation measures.</p> <ul style="list-style-type: none"> a. Maintain prescribed load of water purification materials. b. Prepare nonpotable water for personal use. c. Consume only water designated as potable. d. Maintain latrines and hand washing facilities. e. Employ preventive measures against cold and heat injuries. f. Employ personal hygiene measures. g. Employ preventive measures against arthropod and rodent infestation, to include using skin, clothing and bed net repellent. h. Report field sanitation deficiencies to FST. i. Employ safety procedures in accordance with TSOP and publications. j. Employ environmental stewardship protection program procedures. 		

TASK PERFORMANCE / EVALUATION SUMMARY BLOCK							
ITERATION	1	2	3	4	5	M	TOTAL
TOTAL TASK STEPS EVALUATED							
TOTAL TASK STEPS "GO"							
TRAINING STATUS "GO"/"NO-GO"							

"*" indicates a leader task step.

SUPPORTING INDIVIDUAL TASKS: NONE

SUPPORTING COLLECTIVE TASKS

Task Number	Task Title
63-2-4518	Set Up Unit Headquarters and Bivouac Areas

OPFOR TASKS AND STANDARDS: NONE

- ELEMENTS:** Company Headquarters
 Supply Platoon Headquarters
 Class I and General Supply Section
 Class IX Shipment/Receiving Section
 Class IX Storage and Issue Section
 Class IX RX Section
 Class III/V Platoon Headquarters
 Class III Storage and Issue Section
 Class III/V Distribution Section
 Class V (ATP)

TASK: Perform Risk Management Procedures (63-2-4326)
 (FM 100-14) (DA PAM 385-1) (FM 3-100.4)

ITERATION: 1 2 3 4 5 M (Circle)
COMMANDER/LEADER ASSESSMENT: T P U (Circle)

CONDITIONS: The unit is deployed in a tactical environment supporting operations. Safety hazards for personnel and equipment exist. Hazards increase as operations intensify. The unit has analog and/or digital communications with higher HQ. The higher HQ OPORD, unit TSOP, and higher HQ TSOP are available. This task is performed under all day and night environmental conditions. The unit is subject to air, NBC, and all levels of threat forces attacks. Some iterations of this task should be performed in MOPP4.

TASK STANDARDS: Potential safety problems for tasks are identified and either reduced or eliminated. At MOPP4 performance degradation factors increase implementation time for risk management procedures.

TASK STEPS AND PERFORMANCE MEASURES	GO	NO-GO
<p>* 1. Commander and leaders identify risk and or safety hazards.</p> <ul style="list-style-type: none"> a. Maintain situational awareness using analog and/or digital communications. b. Identify specified and implied missions and tasks in the OPLAN, OPORD, and FRAGO using analog and/or digital communications or messenger. c. Identify all risks associated with specified and implied missions or tasks. d. Integrate safety into every phase of the planning process. e. Contrast the benefits of safety measures to the unit's mission versus the potential cost of risk or safety hazards. f. Conduct continuous assessment of phases of operations for safety and risk reduction. 		
<p>* 2. Commander and leaders evaluate risk or safety hazards identified during operations.</p> <ul style="list-style-type: none"> a. Identify previously executed unsafe acts and their corrective actions. b. Identify all unwarranted risks. c. Compare identified risk to acceptable risk level stated in the commander's intent and based on the training objective. d. Calculate projected equipment and personnel losses from accidents by reviewing historical records. e. Describe operations in terms of their risk level (extremely high, high, medium, low). f. Prepare courses of action that minimize accidental losses. 		

TASK STEPS AND PERFORMANCE MEASURES	GO	NO-GO
<p>* 3. Commander and leaders eliminate or reduce risk and safety hazards.</p> <ul style="list-style-type: none"> a. Select course of action that maximizes operational effectiveness and minimizes risks. b. Develop procedures that reduce risk. c. Provide guidance that enhances safety in all phases of operation. d. Prescribe safety and protective equipment that enhances safety and reduces risks. e. Enforce environmental stewardship protection program procedures. <p>4. Unit personnel employ safety enhancement procedures.</p> <ul style="list-style-type: none"> a. Practice safety procedures during all mission rehearsals and operations. b. Correct unsafe acts on the spot. c. Report to unit safety officer risk or safety violations beyond unit's corrective level. d. Employ environmental stewardship protection program. 		

TASK PERFORMANCE / EVALUATION SUMMARY BLOCK							
ITERATION	1	2	3	4	5	M	TOTAL
TOTAL TASK STEPS EVALUATED							
TOTAL TASK STEPS "GO"							
TRAINING STATUS "GO"/"NO-GO"							

"*" indicates a leader task step.

SUPPORTING INDIVIDUAL TASKS: NONE

SUPPORTING COLLECTIVE TASKS

Task Number	Task Title
63-2-4010	Plan Unit Defense
63-2-4014	Plan Area Damage Control Operations
63-2-4016	Employ Operations Security Measures
63-2-4016.09-1016	Employ Operations Security Measures
63-2-4303	Combat Battlefield Stress
63-2-4306	Employ Physical Security Measures

OPFOR TASKS AND STANDARDS: NONE

- ELEMENTS:** Company Headquarters
 Supply Platoon Headquarters
 Class I and General Supply Section
 Class IX Shipment/Receiving Section
 Class IX Storage and Issue Section
 Class IX RX Section
 Class III/V Platoon Headquarters
 Class III Storage and Issue Section
 Class III/V Distribution Section
 Class V (ATP)

TASK: Receive Resupply by Airdrop (63-2-4514)
 (FM 10-500-7) (FM 3-100.4)

ITERATION: 1 2 3 4 5 M (Circle)
COMMANDER/LEADER ASSESSMENT: T P U (Circle)

CONDITIONS: Since normal supply support transportation is unavailable, supplies and equipment have been requested by airdrop. MHE and vehicles have been requested. Airdrop of supplies and equipment may be preplanned or immediate. The unit has analog and digital communications with higher HQ. The higher HQ OPORD, the unit TSOP, and higher HQ TSOP are available. This task is performed under most day or night environmental conditions. The unit is subject to air, NBC, and ground Level I threat forces attack. Some iterations of this task should be performed in MOPP4.

TASK STANDARDS: Supplies and equipment are derigged and airdrop items are recovered in accordance with the TSOP and OPORD. At MOPP4, resupply by airdrop is significantly degraded.

TASK STEPS AND PERFORMANCE MEASURES	GO	NO-GO
<p>1. Unit HQ prepares requests for supplies and equipment by airdrop.</p> <ul style="list-style-type: none"> a. Identifies supplies and equipment needed. b. Forwards requests for additional supplies and equipment to higher HQ using analog and digital communications or messenger. c. Identifies drop zone. d. States date and time of airdrop on request. e. Forwards request for preplanned or immediate airdrop to higher HQ staff element using analog and digital communications or messenger. <p>* 2. Commander and element leaders develop airdrop supply and equipment receipt plan.</p> <ul style="list-style-type: none"> a. Designate a recovery officer and safety officer. b. Verify delivery time and location with higher HQ staff element using digital devices, radio, wire, or messenger. c. Coordinate for DZ control with an Air Force combat control team or an Army pathfinder unit, through higher HQ staff element using analog and digital communications or messenger. d. Prepare recovery and alternate plans. e. Identify the number of people, equipment, and vehicles required for the recovery of supplies and equipment. f. Coordinate transportation and MHE support with higher HQ staff element using analog and digital communications or messenger. g. Enforce safety procedures in accordance with TSOP and publications. h. Identify environmental stewardship protection program procedures. i. Brief personnel on the tactical situation, recovery plan, and alternate plans. 		

TASK STEPS AND PERFORMANCE MEASURES	GO	NO-GO
<p>3. Unit receives supplies and equipment.</p> <ul style="list-style-type: none"> a. Secures drop zone or AO. b. Derigs supplies and equipment. c. Records shortages. d. Identifies damaged items. e. Evacuates supplies and equipment. f. Retrieves airdrop rigging equipment. g. Buries or destroys airdrop rigging equipment that cannot be removed. h. Inspects the drop zone or area of operation to make certain no serviceable airdrop equipment is left behind. i. Forwards airdrop equipment to nearest salvage collection point or other location as directed by the S4 section. j. Forwards SITREP to higher HQ staff elements using analog and digital communications or messenger. k. Employs safety procedures in accordance with TSOP and publications. l. Employs environmental stewardship protection program procedures. 		

TASK PERFORMANCE / EVALUATION SUMMARY BLOCK							
ITERATION	1	2	3	4	5	M	TOTAL
TOTAL TASK STEPS EVALUATED							
TOTAL TASK STEPS "GO"							
TRAINING STATUS "GO"/"NO-GO"							

"*" indicates a leader task step.

SUPPORTING INDIVIDUAL TASKS: NONE

SUPPORTING COLLECTIVE TASKS

Task Number	Task Title
63-2-4515	Provide Unit Supply Support

OPFOR TASKS AND STANDARDS: NONE

ELEMENT: Company Headquarters

TASK: Provide Unit Supply Support (63-2-4515)
 (FM 10-27-4) (AR 710-2) (DA PAM 710-2-1)
 (FM 10-27-2) (FM 10-27-3) (FM 3-100.4)
 (STP 10-92Y12-SM-TG) (STP 10-92Y34-SM-TG)

ITERATION: 1 2 3 4 5 M (Circle)

COMMANDER/LEADER ASSESSMENT: T P U (Circle)

CONDITIONS: Unit HQ is receiving requests for supplies from subordinate elements. The unit has analog and/or digital communications with higher HQ. The higher HQ OPORD, unit TSOP, and higher HQ TSOP are available. Equipment and supplies are arriving through supply channels, but additional supplies are required. Extra small arms and ammunition are stored in the supply area. Supply support is a continuous task that is performed simultaneously with other support and operational tasks. This task is performed under all day or night environmental conditions. The unit is subject to air, NBC, and ground Level I threat forces attack. Some iterations of this task should be performed in MOPP4.

TASK STANDARDS: Supplies, weapons, and ammunition requirements established by the TSOP and/or OPORD are on hand or coordinated for use, when needed. At MOPP4, unit supply support is reduced to minimum essential actions.

TASK STEPS AND PERFORMANCE MEASURES	GO	NO-GO
<p>* 1. Commander directs unit supply operations.</p> <ul style="list-style-type: none"> a. Inspects supply records and status to ensure compliance with supply regulations, directives, and TSOP. b. Verifies ULLS-S4 input, records, and output for accuracy. c. Directs inventories of supplies and equipment to calculate assets on hand by using ULLS-S4-generated hand receipts and component of end item listings. <p>NOTE: The commander prepares for inventories by having the supply sergeant access unit hand receipts and component listings from the ULLS-S4 main menu and printing out required reports.</p> <ul style="list-style-type: none"> d. Updates the ULLS-S4 database using the annotated worksheets. e. Inspects unit equipment, weapons, and ammunition storage areas for compliance with supply regulations, directives, and TSOP. f. Directs issue of supplies and equipment in accordance with higher HQ guidance and/or TSOP sustainment controls. g. Forwards routine supply, weapons, and small arms ammunition requirements to higher HQ S4 section by inputting requests into ULLS-S4 and forwarding request data disks to the S4 section. h. Forwards emergency supply requests to the higher HQ S4 section, using analog and/or digital communications and follow up with a supply request through ULLS-S4. i. Anticipates supply needs and requirements of the unit. 		

TASK STEPS AND PERFORMANCE MEASURES	GO	NO-GO
<p>* 2. Supply Sergeant supervises unit supply activities. (101-92Y-1002, 101-92Y-1003, 101-92Y-1004, 101-92Y-1116, 101-92Y-1119, 101-92Y-1200, 101-92Y-1201, 101-92Y-2113, 101-92Y-2114, 101-92Y-2115, 101-92Y-2116, 101-92Y-3001, 101-92Y-3002, 101-92Y-3110, 101-92Y-3203, 101-92Y-3204, 101-92Y-4110)</p> <p>a. Verifies supply due-in status from the ULLS-S4 document register.</p> <p>NOTE: The supply sergeant updates the ULLS-S4 document register regularly with status disks received from the SSA. The supply sergeant accesses the document register from the ULLS-S4 main menu to check statuses.</p> <p>b. Conducts inventories to calculate assets on hand using ULLS-S4 generated hand receipts and components of end-items listings.</p> <p>c. Develops supply storage plans.</p> <p>d. Monitors supply transactions to ensure compliance with established supply procedures.</p> <p>e. Supervises control of weapons and ammunition.</p> <p>f. Prepares input to Material Condition Status Reports maintained by the maintenance personnel by annotation of the ULLS-G generated equipment status sheets.</p> <p>g. Enforces safety procedures in accordance with TSOP and applicable publications.</p> <p>h. Enforces environmental stewardship protection program procedures.</p> <p>3. Unit HQ requests additional supplies. (101-92Y-1001, 101-92Y-1110, 101-92Y-1111, 101-92Y-1112, 101-92Y-1113, 101-92Y-1114, 101-92Y-1115, 101-92Y-1116, 101-92Y-1200, 101-92Y-1201, 101-92Y-1204, 101-92Y-2113, 101-92Y-2114, 101-92Y-2115)</p> <p>a. Collects requirements from elements using analog and/or digital communications or messenger.</p> <p>b. Calculates resupply requirements.</p> <p>c. Records requests on the ULLS-S4 document register.</p> <p>d. Forwards resupply request to higher HQ S4 section using analog and/or digital communications.</p> <p>4. Supply personnel receive supplies. (101-92Y-1110, 101-92Y-1113, 101-92Y-1114, 101-92Y-1115, 101-92Y-1116, 101-92Y-1117, 101-92Y-1118, 101-92Y-1200, 101-92Y-1201, 101-92Y-2113)</p> <p>a. Compare supply quantities and stock numbers requisitioned against quantities and stock numbers received.</p> <p>b. Update the ULLS-S4 document register with quantities and date received, as well as any new status on partial shipments.</p> <p>NOTE: Update document register by accessing it from the ULLS-S4 main menu and changing appropriate data fields.</p> <p>c. Forward supplies to requesting element.</p>		

TASK PERFORMANCE / EVALUATION SUMMARY BLOCK							
ITERATION	1	2	3	4	5	M	TOTAL
TOTAL TASK STEPS EVALUATED							
TOTAL TASK STEPS "GO"							
TRAINING STATUS "GO"/"NO-GO"							

"*" indicates a leader task step.

SUPPORTING INDIVIDUAL TASKS

Task Number	Task Title
101-92Y-1001	Operate Unit Level Logistics-S4 System (ULLS-S4)
101-92Y-1002	Establish ULLS-S4 Security Accesses
101-92Y-1003	Establish ULLS-S4 Unit Parameter Files
101-92Y-1004	Establish ULLS-S4 Property Origin Record
101-92Y-1110	Inventory Supplies and Equipment
101-92Y-1111	Request Supplies and Equipment
101-92Y-1112	Request Cancellation of Supplies
101-92Y-1113	Receive Supplies and Equipment
101-92Y-1114	Issue Supplies and Equipment
101-92Y-1115	Store Selected Supplies and Equipment in Unit Storage Area
101-92Y-1116	Maintain Due-in Status File for Requested Items
101-92Y-1117	Turn In Supplies and Equipment
101-92Y-1118	Transfer Supplies and Equipment
101-92Y-1119	Prepare Unit Supply Files
101-92Y-1200	Control Weapons and Ammunition in the Arms Room
101-92Y-1201	Maintain Key Control
101-92Y-1204	Perform Organizational Maintenance on Small Arms
101-92Y-2113	Update Supply Status
101-92Y-2114	Account for Absentee's Clothing, Equipment, and Personal Effects
101-92Y-2115	Dispose of Absentee's Clothing, Equipment, and Personal Effects
101-92Y-2116	Supervise Inventory of Supplies and Equipment
101-92Y-3001	Verify ULLS-S4 Security Accesses
101-92Y-3002	Review ULLS-S4 Unit Parameter Files
101-92Y-3110	Manage Hand Receipts/Subhand Receipts
101-92Y-3203	Supervise Unit Arms Room Operations
101-92Y-3204	Supervise Organizational Maintenance of Weapons
101-92Y-4110	Manage Property Distribution

SUPPORTING COLLECTIVE TASKS

Task Number	Task Title
63-2-4514	Receive Resupply by Airdrop
63-2-4516	Receive External Sling Load Resupply

OPFOR TASKS AND STANDARDS

TASK: GATHER INTELLIGENCE (63-OPFOR-1008)

CONDITION: Small OPFOR elements, operating in the rear area, are planning attacks on enemy bases. Information is needed to complete plans.

STANDARD: 1. Identify all PIR and other intelligence requirements. 2. Pass through any outpost, defensive wire, or warning devices undetected. 3. Move to an OP that offers cover and concealment and is close enough to gather PIR and other intelligence requirements. 4. Gather all PIR and other intelligence requirements. 5. Withdraw from area undetected. 6. Report all information to OPFOR HQ.

TASK: CONDUCT SNIPER OPERATIONS (63-OPFOR-1005)

CONDITION: OPFOR has assigned snipers, regular and/or irregular elements, in the enemy rear area along MSR and near support sites.

STANDARD: 1. Set up well-concealed location(s). 2. Engage vehicle drivers or personnel on foot with short bursts of semi-automatic fire. 3. Kill or wound selected target. 4. Prevent position from being discovered by enemy forces. 5. Evacuate the area without being spotted. 6. Report all specified PIR and other intelligence requirements to OPFOR HQ.

- ELEMENTS:** Company Headquarters
 Supply Platoon Headquarters
 Class I and General Supply Section
 Class IX Shipment/Receiving Section
 Class IX Storage and Issue Section
 Class IX RX Section
 Class III/V Platoon Headquarters
 Class III Storage and Issue Section
 Class III/V Distribution Section
 Class V (ATP)

TASK: Receive External Sling Load Resupply (63-2-4516)
 (FM 10-450-3) (FM 10-450-4) (FM 10-450-5)
 (FM 3-100.4)

ITERATION: 1 2 3 4 5 M (Circle)
COMMANDER/LEADER ASSESSMENT: T P U (Circle)

CONDITIONS: The unit is alerted for incoming resupplies by external sling load. Support operations section (if immediate resupply) or S4 section (if routine resupply) notifies the unit of the anticipated type and amount of supplies or equipment and the scheduled delivery time. The unit has analog and digital communications with higher HQ. The higher HQ OPORD, unit TSOP, and higher HQ TSOP are available. The unit has personnel trained in sling load procedures. Helicopter(s) deliver supplies and/or equipment to a designated landing zone (LZ) near the unit position. The landing zone (LZ) is secured. Slings and allied materials may or may not be returned with delivery helicopter(s) to unit of origin. This task is performed under most day or night environmental conditions. The unit is subject to air, NBC, and ground Level I threat forces attack. Some iterations of this task should be performed in MOPP4.

TASK STANDARDS: Supplies and/or equipment are derigged and cleared from LZ in accordance with the unit TSOP or battalion OPORD. At MOPP4, performance degradation factors increase sling load operation time.

TASK STEPS AND PERFORMANCE MEASURES	GO	NO-GO
<p>* 1. Commander and element leaders develop supplies and/or equipment receipt plan.</p> <ul style="list-style-type: none"> a. Maintain situational awareness using analog and digital communications. b. Verify quantity and type of supplies and/or equipment and delivery time with Support Operations Section or S4 Section using analog and digital communications. c. Coordinate LZ security and location with Support Operations Section using analog and digital communications or messenger. d. Appoint landing zone officer or NCO. e. Coordinate additional motor transport, MHE, and special equipment requirements with S4 Section using analog and digital communications or messenger. f. Assign appropriate number and composition of ground crew(s) based on tactical situation, type and quantity of cargo, and size of landing zone. g. Request required protective equipment from unit supply. h. Brief landing zone officer or NCO on tactical situation, size of operation, preparation and clearance of LZ, protective equipment, and safety precautions. 		

TASK STEPS AND PERFORMANCE MEASURES	GO	NO-GO
<p>* 2. Ground crew(s) perform LZ preparation activities. (551-716-3501)</p> <ul style="list-style-type: none"> a. Establish security of the LZ. b. Remove all obstructions from LZ. c. Mark all nonremovable obstructions. d. Clear all loose debris from the LZ. e. Set up all required visual markers. f. Position vehicles and other equipment out of the LZ. g. Rehearse hand or arm and other visual signals. 		
<p>3. LZ officer/NCO supervises external sling load resupply operations. (551-716-3501)</p> <ul style="list-style-type: none"> a. Identifies wind direction and speed. b. Transmits wind direction and speed to incoming aircraft, as requested using radio systems. c. Identifies aircraft approach direction. d. Prepares LZ emergency security and reaction plan. e. Identifies ground crew(s) rendezvous or rally point(s). f. Secures all required LZ marking and personnel protection equipment. g. Organizes ground crew team(s). h. Briefs ground crew team(s) on tactical situation, size of operation, preparation, and clearance of LZ, emergency procedures, protective equipment, and safety precautions. i. Assigns individual team members duties. j. Supervises derigging operations. k. Supervises loading of supplies and/or equipment on vehicles. l. Supervises LZ clearance activities. m. Enforces safety procedures in accordance with TSOP and applicable publications. n. Enforces environmental stewardship protection program procedures. 		
<p>4. Ground crew(s) derig external sling load supplies or equipment. (551-716-3501)</p> <ul style="list-style-type: none"> a. Wears hearing and eye protection. b. Employs visual signals to guide helicopter to derigging point. c. Grounds static discharge probe to cargo hook. d. Releases load from helicopter. e. Provides "affirmative" signal to pilot for lift-off when load is unhooked and clear of helicopter. f. Employs safety procedures in accordance with TSOP and publications. g. Employs environmental stewardship protection program procedures. 		
<p>5. Ground crew(s) prepares slings and/or nets for air transport retrograde.</p> <ul style="list-style-type: none"> a. Removes cargo sling and/or nets from supplies or equipment. b. Secures all slings and/or nets in a cargo net. c. Employs proper hand signals to guide helicopter into position. d. Grounds static discharge probe to net rings. e. Connects sling equipment to helicopter cargo hook. f. Employs safety procedures in accordance with TSOP and publications. g. Employs environmental stewardship protection program procedures. 		
<p>6. Ground Crew(s) and vehicle operator(s) clear LZ.</p> <ul style="list-style-type: none"> a. Load all supplies or equipment on vehicle(s). b. Load all slings and/or nets on vehicle(s). c. Remove all loose debris from LZ. 		

TASK STEPS AND PERFORMANCE MEASURES	GO	NO-GO
d. Employ safety procedures in accordance with TSOP and publications.		
e. Employ environmental stewardship protection program procedures.		

TASK PERFORMANCE / EVALUATION SUMMARY BLOCK							
ITERATION	1	2	3	4	5	M	TOTAL
TOTAL TASK STEPS EVALUATED							
TOTAL TASK STEPS "GO"							
TRAINING STATUS "GO"/"NO-GO"							

"*" indicates a leader task step.

SUPPORTING INDIVIDUAL TASKS

Task Number	Task Title
551-716-3501	Supervise Helicopter External Sling Load Operations

SUPPORTING COLLECTIVE TASKS

Task Number	Task Title
63-2-4515	Provide Unit Supply Support

OPFOR TASKS AND STANDARDS

TASK: GATHER INTELLIGENCE (63-OPFOR-1008)

CONDITION: Small OPFOR elements, operating in the rear area, are planning attacks on enemy bases. Information is needed to complete plans.

STANDARD: 1. Identify all PIR and other intelligence requirements. 2. Pass through any outpost, defensive wire, or warning devices undetected. 3. Move to an OP that offers cover and concealment and is close enough to gather PIR and other intelligence requirements. 4. Gather all PIR and other intelligence requirements. 5. Withdraw from area undetected. 6. Report all information to OPFOR HQ.

TASK: CONDUCT SNIPER OPERATIONS (63-OPFOR-1005)

CONDITION: OPFOR has assigned snipers, regular and/or irregular elements, in the enemy rear area along MSR and near support sites.

STANDARD: 1. Set up well-concealed location(s). 2. Engage vehicle drivers or personnel on foot with short bursts of semi-automatic fire. 3. Kill or wound selected target. 4. Prevent position from being discovered by enemy forces. 5. Evacuate the area without being spotted. 6. Report all specified PIR and other intelligence requirements to OPFOR HQ.

ELEMENTS: Supply Platoon Headquarters
 Class I and General Supply Section
 Class IX Shipment/Receiving Section
 Class IX Storage and Issue Section
 Class IX RX Section

TASK: Set Up Supply Platoon Headquarters and Sections (63-2-4538)
 (FM 10-27-2) (FM 100-14) (FM 10-23)
 (FM 10-27) (FM 20-3) (FM 21-10)
 (FM 3-100.4) (FM 3-11.4)

ITERATION: 1 2 3 4 5 (Circle)

COMMANDER/LEADER ASSESSMENT: T P U (Circle)

CONDITIONS: The unit has analog and digital communications with higher HQ. The higher HQ OPOD with all annexes and overlays has been forwarded to the unit commander's digital device. The unit and higher HQ TSOPs are available. Advance/quarterming party has secured the new AO. Supply Platoon has already occupied initial positions in new AO in the ASA/DSA. The unit layout plan and a storage plan are available. Site may be a field site or MOUT environment. Areas selected for distribution points provide access to MSRs and ample parking for anticipated volume of traffic. The platoon HQ is set up first. The remaining sections are set up simultaneously. An area is designated for salvage collection. Distribution operations may require aerial resupply. Sanitation facilities are required for the new area. Although company operations areas are established simultaneously with company defense, company defense will have priority. This task is performed under all environmental conditions, both day and night. The unit is subject to air, NBC, and ground Level I threat forces attack. This task should not be trained in MOPP4.

TASK STANDARDS: The Supply Platoon HQ and Sections are set up in accordance with unit layout plan.

TASK STEPS AND PERFORMANCE MEASURES	GO	NO-GO
<p>* 1. Platoon leader and platoon sergeant supervise setup of the Supply Platoon HQ, Class I and General Supply Section, Class IX Shipping and Receiving Section, Class IX Storage and Issue Section, and Class IX Repairables Exchange Section.</p> <ul style="list-style-type: none"> a. Revise layout plan based on current situation. b. Designate location of Platoon HQ, Class I and General Supply Section, Class IX Shipping and Receiving Section, Class IX Storage and Issue Section based on the revised layout plan. c. Designate PZ or LZ for aerial resupply. d. Coordinate revised layout plan with ASB Support Operations Section and company HQ. e. Inspect setup for compliance with layout plan. f. Enforce OPSEC measures. g. Forward layout to ASB Support Operations Section and company HQ using FBCB2. h. Enforce safety procedures in accordance with TSOP and publications. i. Enforce environmental stewardship procedures. <p>2. Platoon HQ personnel set up the platoon HQ.</p> <ul style="list-style-type: none"> a. Occupy positions required for local area security in accordance with company TSOP. b. Establish wire, voice and digital communications with distribution points. c. Establish wire, voice and digital communications with higher HQ. 		

TASK STEPS AND PERFORMANCE MEASURES	GO	NO-GO
<ul style="list-style-type: none"> d. Set up required shelters and equipment in accordance with applicable publications. e. Camouflage vehicles, shelters, and equipment in accordance with FM 20-3. 		
<ul style="list-style-type: none"> 3. Class I and General Supply Section personnel set up Class I, II, III (PKG), IV, VI, VII, and IX distribution points. <ul style="list-style-type: none"> a. Occupy positions required for local area security in accordance with company TSOP. b. Establish wire, voice and digital communications with Supply Platoon HQ. c. Store supplies in accordance with storage plan. d. Establish checkpoints. e. Set up required shelters and equipment in accordance with applicable publications. f. Camouflage shelters, vehicles, equipment, and supplies in accordance with FM 20-3 		
<ul style="list-style-type: none"> 4. Class IX Shipping and Receiving Section personnel set up Class IX shipping and receiving points. <ul style="list-style-type: none"> a. Occupy positions required for local area security in accordance with company TSOP. b. Establish wire, voice and digital communications with Supply Platoon HQ. c. Receive and store Class IX supplies in accordance with storage plan. d. Establish checkpoints. e. Set up required shelters and equipment in accordance with applicable publications. f. Camouflage shelters, vehicles, equipment, and supplies in accordance with FM 20-3. 		
<ul style="list-style-type: none"> 5. Class IX Storage and Issue Section personnel set up Class IX storage and issue points. <ul style="list-style-type: none"> a. Occupy positions required for local area security in accordance with company TSOP. b. Establish wire, voice and digital communications with Supply Platoon. c. Store and issue Class IX supplies in accordance with storage plan. d. Establish checkpoints. e. Set up required shelters and equipment in accordance with applicable publications. f. Camouflage shelters, vehicles, equipment and supplies in accordance with FM 20-3. 		
<ul style="list-style-type: none"> 6. Class IX Repairables Exchange Section personnel set up Class IX exchange point. <ul style="list-style-type: none"> a. Occupy positions required for local area security in accordance with company TSOP. b. Establish wire, voice and digital communications with Supply Platoon. c. Exchange Class IX supplies in accordance with command directives. d. Establish checkpoints. e. Set up required shelters, vehicles, equipment and supplies in accordance with FM 20-3. f. Camouflage shelters, vehicles, equipment and supplies in accordance with FM 20-3. 		

TASK PERFORMANCE / EVALUATION SUMMARY BLOCK							
ITERATION	1	2	3	4	5		TOTAL
TOTAL TASK STEPS EVALUATED							
TOTAL TASK STEPS "GO"							
TRAINING STATUS "GO"/"NO-GO"							

"*" indicates a leader task step.

SUPPORTING INDIVIDUAL TASKS: NONE

SUPPORTING COLLECTIVE TASKS: NONE

OPFOR TASKS AND STANDARDS: NONE

ELEMENT: Supply Platoon Headquarters

TASK: Supervise Supply Platoon Operations (63-2-4540)
 (FM 10-27-2) (FM 100-14) (FM 10-15)
 (FM 10-23) (FM 3-100.4)

ITERATION: 1 2 3 4 5 M (Circle)
COMMANDER/LEADER ASSESSMENT: T P U (Circle)

CONDITIONS: The platoon is receiving and distributing supplies from its established field location in support of tactical operations. The platoon has analog and digital communications with higher HQ. The unit and higher HQ OPORDs with all annexes and overlays have been forwarded to the platoon leader's digital device. Unit TSOP and required publications are available. This task is performed under all environmental conditions both day and night. The unit is subject to air, NBC, and ground Level I threat forces attack. Some iterations of this task should be performed in MOPP4.

TASK STANDARDS: Supplies are stored and distributed to supported units in accordance with the OPORD and TSOP. At MOPP4, performance degradation factors increase task completion times.

TASK STEPS AND PERFORMANCE MEASURES	GO	NO-GO
<p>* 1. Platoon leader supervises platoon operations.</p> <ul style="list-style-type: none"> a. Maintains situational awareness using analog and digital communications, MTS ,and courier. b. Coordinates with Support Operations Section for locations of supported units and LRPs. c. Supervises section operations. d. Forwards critical functional (classes of supply) status reports to the Support Operations Section. e. Forwards supply requests to higher sources of supply using SARSS-1. f. Supervises receipt, storage and issue of supply items in coordination with sections. g. Forwards requests for external support to the Support Operations Section. h. Directs sections to distribute supply support based on instructions from Support Operations Section. i. Enforces safety procedures in accordance with TSOP and publications. j. Enforces environmental stewardship program procedures. 		
<p>* 2. Platoon headquarters perform administrative functions.</p> <ul style="list-style-type: none"> a. Directs PMCS on all platoon organic equipment in accordance with unit TSOP. b. Inspects platoon living and storage areas. c. Controls weapons and ammunition. d. Supervises platoon defensive positions. e. Coordinates platoon activities with Company HQ. f. Provides daily personnel and equipment status reports to Company HQ using analog and digital communications. 		
<p>* 3. Platoon headquarters supervises the operation of the supply sections.</p> <ul style="list-style-type: none"> a. Inspects setup of the supply sections for compliance with unit TSOP. b. Provides guidance and assistance to platoon personnel. c. Manages supplies in accordance with established supply regulations, and locally established plans and procedures. d. Enforces safety procedures in accordance with TSOP and publications. e. Enforces environmental stewardship program procedures. 		

TASK PERFORMANCE / EVALUATION SUMMARY BLOCK							
ITERATION	1	2	3	4	5	M	TOTAL
TOTAL TASK STEPS EVALUATED							
TOTAL TASK STEPS "GO"							
TRAINING STATUS "GO"/"NO-GO"							

"*" indicates a leader task step.

SUPPORTING INDIVIDUAL TASKS: NONE

SUPPORTING COLLECTIVE TASKS: NONE

OPFOR TASKS AND STANDARDS: NONE

ELEMENTS: Class III Storage and Issue Section
 Class III/V Platoon Headquarters
 Class III/V Distribution Section

TASK: Coordinate Class III and V Logistics Package (LOGPAC) Operations (63-2-4549)
 (FM 10-27-2) (FM 100-14) (FM 11-32)
 (FM 3-100.4) (FM 3-11.4) (FM 55-30)

ITERATION: 1 2 3 4 5 M (Circle)

COMMANDER/LEADER ASSESSMENT: T P U (Circle)

CONDITIONS: The unit has analog and digital communications with higher HQ. The higher HQ OPORD with service support annex and overlay has been forwarded to the unit commander's digital device. Tactical operations are underway. The unit and higher HQ TSOPs are available. The Support Operations Section is working in liaison with the supported unit(s). Adequate stockage of supplies are on hand to sustain LOGPAC operations as prescribed in the TSOPs and OPORD. On-hand stockage of supplies include Class III (BULK) and Class V. Supported units are coordinating support requirements with the Support Operations Section using FBCB2, radio, and courier. Supply routes and Logistics Release Points (LRPs) are annotated on operational and logistics overlays. LOGPAC convoys may go through an urban area. Movement Tracking System (MTS), FBCB2, and radios are present in selected convoy vehicles. Visual signals are used for convoy column control. Column may conduct halts during movement. This task is performed under all environmental conditions, including blackout conditions. The unit is subject to air, NBC, and ground Level I threat forces attack. Some iterations of this task should be performed in MOPP4.

TASK STANDARDS: Requested and pushed logistics support arrives at the supported unit's designated LRP at times and in quantities required for performance of assigned mission. At MOPP4, performance degradation factors increase travel time.

TASK STEPS AND PERFORMANCE MEASURES	GO	NO-GO
1. Platoon Headquarters identifies logistics support requirements to be assembled/delivered by LOGPAC operations. <ul style="list-style-type: none"> a. Determines availability of requested supply support assets with Class III Storage and Issue Section NCOIC and Class V ATP NCOIC. b. Determine the date, time and grid coordinates of the LOGPAC operation with the Support Operations Section. c. Provides issue instructions to Class III Storage and Issue Section and Class V ATP. d. Coordinates procurement of Class III and V assets from higher level (if required). e. Verifies LOGPAC support requirements with Support Operation Operations personnel using radio, wire or FBCB2. f. Informs Support Operations Section and supported unit of LOGPAC operation date, time and grid coordinates using FBCB2, radio or messenger. g. Informs Support Operations Section and supported unit of any shortfalls to the LOGPAC and explains procurement actions. h. Determines LOGPAC convoy security requirements based on the tactical situation. i. Requests MP or other security forces to accompany the LOGPAC, as required. j. Notifies Support Operations Section and supported unit CPs when LOGPAC vehicles are fully loaded and ready to move. 		

TASK STEPS AND PERFORMANCE MEASURES	GO	NO-GO
<ul style="list-style-type: none"> k. Enforces safety procedures in accordance with TSOP. l. Enforces environmental stewardship program protection procedures. 		
<ul style="list-style-type: none"> 2. Class III and V Platoon HQ directs LOGPAC convoy formation. <ul style="list-style-type: none"> a. Verifies that all elements of the planned LOGPAC convoy are present. b. Supervises vehicle operator PMCS. c. Briefs LOGPAC commander and vehicle drivers on convoy plan and tactical considerations. d. Notifies Support Operations Section when LOGPAC vehicles are fully loaded and ready to move. 		
<ul style="list-style-type: none"> * 3. Class III and V Distribution Section NCOIC directs LOGPAC convoy movement. <ul style="list-style-type: none"> a. Maintains situational awareness at all times using analog and digital communications. b. Directs lead vehicle to cross SP at specified time. c. Verifies vehicles have crossed the SP. d. Forwards SP crossing report to Platoon HQ when unit elements have crossed the SP using FBCB2, MTS, or radio. e. Employs correct SOI/SSI codes in all transmissions. f. Enforces march discipline using analog and digital communications, MTS, radio, or proper visual signals. 		
<ul style="list-style-type: none"> * 4. Class III and V Distribution Section LOGPAC NCOIC reports convoy information to higher HQ staff element using analog and digital communications, MTS, or radio. <ul style="list-style-type: none"> a. Forwards checkpoint(s) clearance report as checkpoints are crossed. b. Reports all ground sightings that conflict with maps and map overlays. c. Assumes position(s) along march route that provides command presence at points of decision for reaction to changing tactical situation. d. Maintains situational awareness at all times using FBCB2 and MTS. e. Forwards en route NBC information. f. Enforces all movement policies defined in the TSOP and movement order, with emphasis on formation, distances, speeds, passing procedures, and halts. g. Reports all threat sightings using SALUTE format. h. Adjusts formation distances and speed consistent with NBC, terrain, and light conditions. i. Enforces security measures, with emphasis on air guards surveillance, manning of automatic weapons, and concealment of critical cargo. j. Informs vehicle operators by FBCB2, radio, MTS, or proper visual signals, any violations of march discipline, security procedures, or changes to current orders. k. Enforces COMSEC measures, including radio silence periods in accordance with the OPORD and SOI/SSI. 		
<ul style="list-style-type: none"> 5. Class III and V Distribution Section LOGPAC NCOIC enforces march discipline. <ul style="list-style-type: none"> a. Maintains designated march speed specified in TSOP or OPORD. b. Maintains proper vehicle interval as specified in TSOP or OPORD. c. Adjusts formation distances and speed consistent with NBC, terrain, and light conditions. d. Directs the wearing of eye protection goggles if driver or passenger is in a vehicle without cover or when windshield is lowered. e. Crosses all check points as scheduled. f. Maintains ground and air surveillance that covers 360 degrees until movement is completed. 		

TASK STEPS AND PERFORMANCE MEASURES	GO	NO-GO
<p>6. Class III and V Distribution Section LOGPAC NCOIC conducts scheduled halt(s) (if applicable).</p> <ul style="list-style-type: none"> a. Stops column at prescribed time and location. b. Moves vehicles off road to positions that provide overhead cover while maintaining the prescribed interval between vehicles. c. Occupies hasty defensive positions with 360-degree protective coverage (passengers). d. Reports scheduled halt to the Platoon HQ. e. Directs performance of PMCS on vehicles. f. Inspects vehicle loads for safety and security. g. Begins departure at time specified by orders. h. Reports resumption of march to Platoon HQ and/or Support Operations Section. 		
<p>7. Class III and V Distribution Section LOGPAC NCOIC directs LOGPAC convoy during unscheduled halt(s).</p> <ul style="list-style-type: none"> a. Alerts march column with prescribed arm/hand signal. b. Reports halt and circumstances immediately to Support Operations Section by radio, MTS, or FBCB2. c. Directs that vehicles move off the road while maintaining prescribed interval between vehicles. d. Organizes vehicle drivers into hasty fighting position with 360-degree protective coverage. e. Resumes march as soon as reason for halt is rectified. f. Reports resumption of march to the Platoon HQ and/or the Support Operations Section. 		
<p>8. Trail Party NCOIC directs the recovery of disabled vehicle(s).</p> <ul style="list-style-type: none"> a. Posts guard to maintain surveillance until recovery operation is completed. b. Inspects disabled vehicle for repairability. c. Repairs disabled vehicle, when possible. d. Tows disabled vehicle to applicable maintenance activity. e. Reports vehicle status to Class III and V Platoon HQ. 		
<p>9. Class III and V Distribution Section LOGPAC NCOIC conducts a night convoy.</p> <ul style="list-style-type: none"> a. Briefs drivers on night conditions. b. Provides visual adjustment period if march began during daylight. c. Prepares vehicles for blackout conditions in accordance with the TSOP. d. Maintains prescribed interval between vehicles. e. Directs the wearing of night vision goggles (selected personnel). f. Directs the wearing of regular eye protection goggles (all other personnel). g. Enforces the use of ground guides during poor visibility periods. 		
<p>10. Class III and V Distribution Section LOGPAC NCOIC conducts convoy through an urban area.</p> <ul style="list-style-type: none"> a. Verifies all weight, height, and width restrictions along route of march. b. Employs close column formation. c. Ensures that vehicle drivers obey traffic control directions unless escorted by military or host nation police. d. Employs directional guides at all critical intersections. 		
<p>11. Class III and V LOGPAC NCOIC monitors actions at the designated LRP.</p> <ul style="list-style-type: none"> a. Verifies that lead vehicle has arrived at the LRP. b. Verifies that all vehicles have arrived at the LRP. 		

TASK STEPS AND PERFORMANCE MEASURES	GO	NO-GO
c. Releases unit serials to the supported unit's 1SG or his designated representative. d. Directs unit serial reassembly at the LRP following unit resupply actions. e. Leads reassembled LOGPAC convoy back to RP in the vicinity of Class III and V Platoon HQ CP. f. Ensures that all backhaul logistics commodities arrive at the proper location. g. Forwards SITREP to Class III and V Platoon HQ and/or Support Operations Section using FBCB2, MTS, or radio.		

TASK PERFORMANCE / EVALUATION SUMMARY BLOCK							
ITERATION	1	2	3	4	5	M	TOTAL
TOTAL TASK STEPS EVALUATED							
TOTAL TASK STEPS "GO"							
TRAINING STATUS "GO"/"NO-GO"							

"*" indicates a leader task step.

SUPPORTING INDIVIDUAL TASKS: NONE

SUPPORTING COLLECTIVE TASKS

Task Number	Task Title
09-3-4001	Plan Unit Move
10-2-0221	Dismantle Petroleum Supply Operating Area
63-2-1001	Plan Unit Move
63-2-1002	Prepare Unit to Move
63-2-4001	Plan Unit Move
63-2-4001.09-0567	Plan Unit Move
63-2-4001.09-1001	Plan Unit Move
63-2-4001.43-0079	Plan Unit Move
63-2-4001.43-0167	Plan Unit Move
63-2-4001.43-0168	Plan Unit Move
63-2-4002	Prepare Unit to Move
63-2-4002.09-0567	Prepare Unit to Move
63-2-4002.09-1002	Prepare Unit to Move
63-2-4002.43-0079	Prepare Unit to Move
63-2-4002.43-0167	Prepare Unit to Move
63-2-4002.43-0168	Prepare Unit to Move
63-2-5001	Plan Unit Move (SBCT)
63-2-5002	Prepare Unit to Move (SBCT)

OPFOR TASKS AND STANDARDS: NONE

ELEMENTS: Company Headquarters
 Supply Platoon Headquarters
 Class III/V Platoon Headquarters

TASK: Plan Unit Move (63-2-4001)
 (FM 55-30) (FM 100-14) (FM 3-100.4)
 (FM 3-11.4)

ITERATION: 1 2 3 4 5 M (Circle)

COMMANDER/LEADER ASSESSMENT: T P U (Circle)

CONDITIONS: The unit receives a warning notice from higher HQ of a tentative relocation and must plan a unit move. More details are received prior to completion of this task. The unit has analog and/or digital communications with higher HQ. The higher HQ OPORD, the unit TSOP, and higher HQ TSOP are available. Higher HQ staff element coordinates external support requirements. Tentative new areas forward and rear have been designated by higher HQ staff element in the contingency plans. Movement can occur in a field or MOUT environment. After movement analysis, the commander assembles key leaders who provide current personnel and equipment status reports. The TSOP with movement readiness levels and current loading plans are available. Higher HQ staff element issues maps with tentative locations. Situation changes may cause the unit to echelon its displacement. Support is required at the old site until the new site is operational. This task is performed under all day and night environmental conditions. The unit is subject to air, NBC, and ground Level I threat forces attack. Some iterations of this task should be performed in MOPP4.

TASK STANDARDS: The displacement plan is completed based on movement procedures and policies in the TSOP, warning order, and movement order. At MOPP4, performance degradation factors increase planning completion time.

TASK STEPS AND PERFORMANCE MEASURES	GO	NO-GO
<p>* 1. Commander conducts analysis of the movement.</p> <ul style="list-style-type: none"> a. Identifies all specified and implied movement tasks in the warning notice. b. Identifies all documented relocation policies and procedures required from the higher HQ TSOP and movement order, and the unit TSOP. c. Lists all essential tasks required to relocate the unit in one or more lifts. d. Identifies all movement constraints that can be identified by hard copy or digital tactical map or a map reconnaissance of possible routes from old to new site. e. Issues warning notice to all the unit's subordinate elements using analog or digital communications or messenger. f. Applies risk management processes as an integrated feature of task performance. <p>2. Unit HQ coordinates for additional support requirements.</p> <ul style="list-style-type: none"> a. Coordinates convoy marking equipment, vehicles, and other equipment requirements with higher HQ staff element using analog and/or digital communications. b. Coordinates tactical information and security requirements with higher HQ staff element using analog and/or digital communications or messenger. c. Coordinates CHS requirements with higher HQ staff element using analog and/or digital communications or messenger. 		

TASK STEPS AND PERFORMANCE MEASURES	GO	NO-GO
<p>3. Unit HQ prepares and briefs the stay-behind party plan.</p> <ul style="list-style-type: none"> a. Coordinates stay-behind party requirements with higher HQ staff element using analog and/or digital communications. b. Identifies stay-behind party leader and composition based on higher HQ staff element requirements. c. Identifies all operational limitations and security requirements in coordination with higher HQ staff element using analog and/or digital communications. d. Designates assembly area location for stay-behind party that provides cover and concealment and does not interfere with departure of the main body from the area. e. Briefs stay-behind party leader on the commander's intent, operational and security requirements, communications, and site close-down procedures. f. Forwards location(s) of stay-behind facilities to higher HQ staff element using analog and/or digital communications or messenger. 		
<p>* 4. Commander and unit leaders prepare a displacement plan.</p> <ul style="list-style-type: none"> a. Calculate unit's operational readiness level by using all vehicle, equipment, and personnel status reports. b. Coordinate repair of inoperable vehicles and equipment and repair time restrictions with the unit's or supporting maintenance element. c. List sequentially all tasks required to relocate the unit. d. List all equipment required to relocate the unit. e. Assign time limitations for the completion of each relocation task. f. Adjust load plans to accommodate current operational readiness levels. g. Designate personnel and equipment for advance/quartermen and reconnaissance parties. h. Assign all relocation tasks to specific elements. i. Designate uniform, weapons, and equipment requirements for road march. j. Designate the march commander to control unit elements from SP to RP. k. Brief relocation plan to higher HQ staff element. l. Brief all unit personnel on relocation plan. m. Apply risk management processes as an integrated feature of task performance. (FM 100-14) 		

TASK PERFORMANCE / EVALUATION SUMMARY BLOCK							
ITERATION	1	2	3	4	5	M	TOTAL
TOTAL TASK STEPS EVALUATED							
TOTAL TASK STEPS "GO"							
TRAINING STATUS "GO"/"NO-GO"							

"*" indicates a leader task step.

SUPPORTING INDIVIDUAL TASKS: NONE

SUPPORTING COLLECTIVE TASKS

Task Number	Task Title
63-2-4002	Prepare Unit to Move
63-2-4003	Conduct Tactical Road March

OPFOR TASKS AND STANDARDS: NONE

ELEMENTS: Company Headquarters
 Supply Platoon Headquarters
 Class III/V Platoon Headquarters

TASK: Plan Occupation of New Area of Operations (63-2-4007)
 (FM 101-5) (AR 530-1) (FM 10-27-1)
 (FM 10-27-2) (FM 3-11.4) (FM 3-25.26)
 (FM 55-30)

ITERATION: 1 2 3 4 5 M (Circle)

COMMANDER/LEADER ASSESSMENT: T P U (Circle)

CONDITIONS: The unit has received a warning order requiring movement to a new AO. Planning must begin immediately. The unit has analog and/or digital communications with higher HQ. The unit TSOP, and higher HQ TSOP are available. The higher HQ OPORD, with annex showing the location and proposed dimensions of the new higher HQ and unit area, is available. Reconnaissance information has been received from the higher HQ reconnaissance party and elements previously located in the general area. Tentative plans are subject to change by the advance/quartermaster party. Field expedient and natural shelters are available. Higher HQ analysis of the AO is available. This task is performed under all day and night environmental conditions. The unit is subject to air, NBC, and ground Level I threat forces attack. Some iterations of this task should be performed in MOPP4.

TASK STANDARDS: Occupation plan is completed NLT advance/quartermaster party departure and accommodates all unit activities and equipment in accordance with higher HQ and unit TSOP. At MOPP4, performance degradation factors increase planning completion time.

TASK STEPS AND PERFORMANCE MEASURES	GO	NO-GO
<p>* 1. Commander and leaders verify suitability of new area.</p> <ul style="list-style-type: none"> a. Verify space requirements for number and types of vehicles, base facilities, and possible augmentations. b. Verify area's ability to support weight of vehicles, equipment, and supplies in various types of weather using the analysis of the AO. c. Inspect area for defensibility. d. Inspect area for adequate cover and concealment. e. Verify buildings are located near access road and the areas around the buildings are large enough to meet traffic requirement (Urban). f. Coordinate area limitations, constraints, and possible resolutions with higher HQ staff element using analog and/or digital communications or messenger. 		
<p>* 2. Commander and leaders formulate a tentative unit layout plan.</p> <ul style="list-style-type: none"> a. Identify general location of the unit CP. b. Identify area of all subelements, including tentative defensive boundaries. c. Develop traffic plan that identifies the traffic pattern and dismount point(s). d. Develop hasty security plan that identifies tentative guard posts and crew-served weapon positions. e. Develop communication plan depicting wire, analog, and/or digital communications diagrams for all subelements. f. Provide "runner" instructions until wire communications are operational. g. Coordinate tentative layout plan with higher HQ staff element using analog and/or digital communications or messenger. h. Brief advance/quartermaster party on details of layout plan with adjustment options. 		

TASK STEPS AND PERFORMANCE MEASURES	GO	NO-GO
* 3. Commander and leaders plan advance/quartering party activities. <ol style="list-style-type: none"> a. Identify required advance/quartering party tasks from the TSOP. b. Identify advance/quartering party vehicles and personnel constraints as established by higher HQ staff element. c. Identify time limitations for completion of advance/quartering party tasks. d. List essential advance/quartering party tasks. e. List equipment required to perform essential tasks within vehicle constraints. f. Brief advance/quartering party leader on area preparation tasks, available equipment, and possible options due to decreases in personnel or equipment failure. 		

TASK PERFORMANCE / EVALUATION SUMMARY BLOCK							
ITERATION	1	2	3	4	5	M	TOTAL
TOTAL TASK STEPS EVALUATED							
TOTAL TASK STEPS "GO"							
TRAINING STATUS "GO"/"NO-GO"							

"*" indicates a leader task step.

SUPPORTING INDIVIDUAL TASKS: NONE

SUPPORTING COLLECTIVE TASKS

Task Number	Task Title
63-2-4001	Plan Unit Move
63-2-4002	Prepare Unit to Move
63-2-4003	Conduct Tactical Road March
63-2-4005	Cross a Radiologically Contaminated Area
63-2-4008	Perform Advance/Quartering Party Activities

OPFOR TASKS AND STANDARDS: NONE

ELEMENTS: Company Headquarters
 Supply Platoon Headquarters
 Class III/V Platoon Headquarters

TASK: Plan Unit Defense (63-2-4010)
 (FM 3-11.4) (FM 7-10)

ITERATION: 1 2 3 4 5 M (Circle)

COMMANDER/LEADER ASSESSMENT: T P U (Circle)

CONDITIONS: The unit's defensive area of responsibility has been assigned by a higher HQ staff element and defense of the area must be planned. The unit has analog and/or digital communications with higher HQ. The higher HQ OPORD, the unit TSOP, and higher HQ TSOP are available. The unit commander has conducted a mounted or dismounted reconnaissance of the area. Selected personnel have occupied initial security positions. The unit layout plan is finalized. Automatic weapons are positioned on likely avenues of approach. The unit's administrative and operational areas are established simultaneously with its defensive set up. The detail and complexity of the defense is dependent upon the amount of time the unit is to be at this location. Field expedient and natural shelters are available. This task is performed in all day and night environmental conditions. The unit is subject to air, NBC, and all levels of threat forces attacks. Some iterations of this task should be performed in MOPP4.

TASK STANDARDS: Defense plan is completed in accordance with the TSOP and higher HQ guidance and is integrated into the higher HQ defense plan. At MOPP4, performance degradation factors increase unit's planning times.

TASK STEPS AND PERFORMANCE MEASURES	GO	NO-GO
<p>* 1. Commander and leaders perform terrain analysis of unit's area of responsibility.</p> <ul style="list-style-type: none"> a. Maintain situational awareness using analog and/or digital communications. b. Identify terrain features that provide cover and concealment or other advantages to the threat force. c. Identify likely avenues of approach for mounted and dismounted forces and threat aircraft. d. Identify probable dead space(s) in the unit's area. e. Identify locations of preplanned indirect fire targets and target reference points in coordination with higher HQ staff element using analog and/or digital communications. f. Identify locations of restrictive fire zones within or in the immediate vicinity of the unit's area of responsibility. 		
<p>* 2. Commander and leaders prepare preliminary base fire plan.</p> <ul style="list-style-type: none"> a. List available weapon systems and element to which they are assigned. b. Calculate each element's personnel assets based on the availability of personnel during normal operations. c. Designate subelement boundaries that cover the entire unit area of responsibility based on the normal availability of weapons and personnel. d. List probable engagement areas based on terrain analysis of the area of responsibility and data provided by higher HQ staff element. e. Establish coordination channels with adjacent units to integrate interlocking fires. f. List target areas for each type weapon system in the unit. g. List indirect fire and CAS target reference points. h. Coordinate fire support coordination measures with higher HQ staff element using analog and/or digital communications. 		

TASK STEPS AND PERFORMANCE MEASURES	GO	NO-GO
<p>* 3. Commander and leaders prepare preliminary mobility and countermobility plan.</p> <ul style="list-style-type: none"> a. List locations of obstacles and types based on desired engagement areas, dead space, and preplanned indirect fire support using analog and/or digital communications. b. Identify available obstacle assets and resources for emplacement. c. Coordinate additional obstacle requirements with higher HQ staff element using analog and/or digital communications or messenger. 		
<p>* 4. Commander and leaders prepare preliminary air defense plan.</p> <ul style="list-style-type: none"> a. Identify applicable air defense policies, procedures, and requirements in higher HQ and unit TSOP. b. List probable air avenues of approach. c. List current weapon control status as received from higher HQ staff element. d. Identify air defense warning signals. e. Designate locations for air watch positions. 		
<p>* 5. Commander prepares reaction force plan.</p> <ul style="list-style-type: none"> a. Lists base cluster reaction force requirements based on higher HQ TSOP or guidance. b. Lists internal reaction force requirements based on unit TSOP and personnel availability. c. Designates internal reaction force rally point. d. Lists subelements' tasking for external and internal reaction forces requirements. 		
<p>* 6. Commander prepares ground early-warning plan.</p> <ul style="list-style-type: none"> a. Designates location for employment of PEWS based on terrain analysis. b. Designates location(s) for deliberate OPs and LPs. 		
<p>* 7. Commander plans sector defense.</p> <ul style="list-style-type: none"> a. Designates boundaries of subelements based on unit plan. <p>NOTE: Boundaries should be consistent with deployed weapon systems and personnel available to man the perimeter.</p> <ul style="list-style-type: none"> b. Designates crew-served automatic weapon positions with fields of fire that cover most likely dismounted avenues of approach and afford maximum cover and concealment. c. Designates anti-armor weapon positions, laterally and in depth that cover most likely mounted avenues of approach and afford maximum cover and concealment. d. Assigns sectors of fire to crew-served weapons where their fires overlap, integrate, and mutually support beyond the point of hand grenade range (35 meters). e. Assigns armor kill zones for anti-armor weapons within the element. f. Assigns grenade launcher positions to cover dead space areas. g. Designates individual weapon positions where fires overlap and provide flank security for automatic weapons. h. Identifies indirect fire and CAS target reference points within the platoon's sector. i. Identifies locations and types of obstacles within the platoon's sector. j. Identifies locations of restrictive fire zones within the platoon's sector. k. Coordinates integration of interlocking fires with adjacent elements on the left and right. 		

TASK STEPS AND PERFORMANCE MEASURES	GO	NO-GO
<p>* 8. Section/squad leaders plan sector defense.</p> <ul style="list-style-type: none"> a. Identify all primary positions within the section/squad's sector. b. Identify locations of obstacles, target reference points, and restrictive fire zones within the section/squad's defensive sector. c. Select alternate positions for each primary position that covers the same sector of fire as the primary position. d. Select individual alternate positions based on key weapon alternate positions. e. Select alternate positions that provide covered and concealed withdrawal routes. f. Select supplementary positions that are within 200 meters of primary positions and are oriented in a different direction from primary positions. g. Designate sectors of fire for each supplementary position that interlock and provide mutual supporting fire. h. Coordinate integration of interlocking fires with adjacent elements using analog and/or digital communications or messenger. 		

TASK PERFORMANCE / EVALUATION SUMMARY BLOCK							
ITERATION	1	2	3	4	5	M	TOTAL
TOTAL TASK STEPS EVALUATED							
TOTAL TASK STEPS "GO"							
TRAINING STATUS "GO"/"NO-GO"							

"*" indicates a leader task step.

SUPPORTING INDIVIDUAL TASKS: NONE

SUPPORTING COLLECTIVE TASKS

Task Number	Task Title
63-2-4007	Plan Occupation of New Area of Operations
63-2-4008	Perform Advance/Quartering Party Activities

OPFOR TASKS AND STANDARDS: NONE

ELEMENTS: Company Headquarters
 Supply Platoon Headquarters
 Class III/V Platoon Headquarters

TASK: Plan Area Damage Control Operations (63-2-4014)
 (FM 100-14) (FM 21-10) (FM 3-11.4)
 (FM 3-5) (FM 5-103)

ITERATION: 1 2 3 4 5 M (Circle)

COMMANDER/LEADER ASSESSMENT: T P U (Circle)

CONDITIONS: The commander has directed that a plan for area damage control be developed. The unit has analog and/or digital communications with higher HQ. The higher HQ OPORD, the unit TSOP, and higher HQ TSOP are available. The CP, bivouac and operational areas, and perimeter defenses are set up. This plan covers potential damage caused by threat forces or the forces of nature. This task is performed in all day and night environmental conditions. The unit is subject to air, NBC, and all levels of threat forces attacks. Some iterations of this task should be performed in MOPP4.

TASK STANDARDS: ADC plan is completed in accordance with TSOP and OPORD within the time prescribed by higher HQ staff element. At MOPP4, performance degradation factors increase planning completion time.

TASK STEPS AND PERFORMANCE MEASURES	GO	NO-GO
<p>1. Unit HQ identifies ADC assets and probable requirements.</p> <ul style="list-style-type: none"> a. Identifies static requirements and procedures by reviewing higher HQ TSOP and OPORD. b. Coordinates ADC requirement changes with the higher HQ staff element using analog and/or digital communications or messenger. c. Identifies on-hand equipment required for ADC operations as prescribed by higher HQ TSOP. d. Identifies personnel available for ADC operations. e. Requests equipment to fill shortages through higher HQ staff element using analog and/or digital communications or messenger. f. Coordinates resolution of equipment and personnel shortages with higher HQ staff element using analog and/or digital communications or messenger. g. Tasks subelements for ADC personnel and vehicles based on higher HQ TSOP, current mission requirements, and personnel availability during normal operations. 		
<p>* 2. Element leaders provide support to unit ADC plan.</p> <ul style="list-style-type: none"> a. Identify element personnel and equipment to be used for ADC. b. Forward a list of required personnel and equipment to the unit HQ using analog and/or digital communications or messenger. 		
<p>3. Unit headquarters prepares ADC plan.</p> <ul style="list-style-type: none"> a. Organizes light rescue, decontamination, and other teams with equipment as prescribed by the TSOP and OPORD. b. Identifies ADC priorities of all the CP facilities in coordination with higher HQ staff element. c. Identifies locations of alternate operational or alert sites in coordination with higher HQ staff element. 		

TASK STEPS AND PERFORMANCE MEASURES	GO	NO-GO
d. Provides instructions on hardening support facilities. e. Forwards ADC plan to the higher HQ for approval using analog and/or digital communications or messenger. f. Disseminates ADC plan to all subelements upon approval using analog and/or digital communications or messenger.		

TASK PERFORMANCE / EVALUATION SUMMARY BLOCK							
ITERATION	1	2	3	4	5	M	TOTAL
TOTAL TASK STEPS EVALUATED							
TOTAL TASK STEPS "GO"							
TRAINING STATUS "GO"/"NO-GO"							

"*" indicates a leader task step.

SUPPORTING INDIVIDUAL TASKS: NONE

SUPPORTING COLLECTIVE TASKS

Task Number	Task Title
63-2-4010	Plan Unit Defense
63-2-4013	Prepare Unit for Nuclear, Biological, and Chemical Conditions

OPFOR TASKS AND STANDARDS

TASK: GATHER INTELLIGENCE (63-OPFOR-1008)

CONDITION: Small OPFOR elements, operating in the rear area, are planning attacks on enemy bases. Information is needed to complete plans.

STANDARD: 1. Identify all PIR and other intelligence requirements. 2. Pass through any outpost, defensive wire, or warning devices undetected. 3. Move to an OP that offers cover and concealment and is close enough to gather PIR and other intelligence requirements. 4. Gather all PIR and other intelligence requirements. 5. Withdraw from area undetected. 6. Report all information to OPFOR HQ.

- ELEMENTS:** Company Headquarters
 Supply Platoon Headquarters
 Class I and General Supply Section
 Class IX Shipment/Receiving Section
 Class IX Storage and Issue Section
 Class IX RX Section
 Class III/V Platoon Headquarters

- TASK:** Maintain Communications (63-2-4017)
 (FM 11-32) (AR 25-2) (AR 530-1)
 (FM 24-16) (FM 24-18) (FM 24-19)
 (FM 24-22) (FM 24-35) (FM 24-35-1)

ITERATION: 1 2 3 4 5 M (Circle)

COMMANDER/LEADER ASSESSMENT: T P U (Circle)

CONDITIONS: The unit must maintain analog and/or digital communications internally, with higher HQ and with other units on the battlefield. Communications equipment has been set up and the SOI/SSI is available. The higher HQ OPORD, the unit TSOP, and higher HQ TSOP are available. Support operations and unit internal operations are conducted by analog and digital communications, telephone, or messenger. Threat is conducting EW and is capable of locating stations with direction finding equipment. This task is performed under all day and night environmental conditions. The unit is subject to air, NBC, and all levels of threat forces attacks. Some iterations of this task should be performed in MOPP4.

TASK STANDARDS: Unit provides uninterrupted 24-hour analog and/or digital communications through one or more external means. At MOPP4, performance degradation factors increase time required to maintain unit communications system.

TASK STEPS AND PERFORMANCE MEASURES	GO	NO-GO
<p>1. Unit HQ operates the unit NCS.</p> <ul style="list-style-type: none"> a. Opens analog and/or digital nets in accordance with current SOI/SSI. b. Challenges all analog and/or digital stations in net as required by the SOI/SSI. c. Controls entry and departure of all stations. d. Monitors the net for operability and connectivity of digital devices. e. Reports loss and/or operating difficulties of any analog or digital station to the chain of command and higher HQ communications element. f. Enforces station and net restrictions. g. Monitors the net to detect errors in operating procedures. h. Corrects all errors in net operating procedures. i. Enforces station listening silence as prescribed by OPORD or commander's directive. j. Lifts radio listening silence as prescribed by OPORD or commander's directive. k. Completes transition to extend range of radio station within 15 minutes, if required. l. Remotes radio station at least one kilometer, if required. m. Directs change to alternate frequency when compromise of primary frequency is suspected. n. Closes net in accordance with the SOI/SSI. 		

TASK STEPS AND PERFORMANCE MEASURES	GO	NO-GO
<p>2. Operators transmit and receive messages.</p> <ul style="list-style-type: none"> a. Process messages by precedence, date/time group, and in accordance with the TSOP. b. Process incoming messages without errors. c. Forward incoming messages to appropriate element/section. d. Check outgoing messages for completeness and readability. e. Employ approved radiotelephone procedures. f. Transmit messages in accordance with precedence, correct format, and prescribed text. g. Employ approved codes and brevity lists when transmitting the names of persons, places, and sensitive information. h. Encode all grid coordinates using the current SOI/SSI. i. Decode all grid coordinates using the current SOI/SSI. j. Transmit radio messages for no longer than 20 seconds. k. Employ lowest operational power setting consistent with operations requirements. l. Maintain station log. m. Troubleshoot radio set as necessary and within operator's capability. n. Correct faults (within operator's capability). o. Report uncorrectable faults to higher HQ S6 for resolution. 		
<p>3. Unit operators maintain digital and/or analog communications.</p> <ul style="list-style-type: none"> a. Maintain digital and/or analog communications between the unit CP and all sub-elements. b. Maintain digital and/or analog communications with higher HQ and all supported unit elements using analog and/or digital communications. c. Notify higher HQ S6 when digital and/or analog communications are partially or completely inoperative. 		
<p>4. Unit personnel maintain landline communications.</p> <ul style="list-style-type: none"> a. Maintain wire communications between the unit CP and all subelements. b. Maintain a hot loop between the unit CP and sub-elements, if switchboard is not available. c. Establish messenger runners when land communications are inoperative. 		
<p>5. Radio operators implement FM remedial ECCM.</p> <ul style="list-style-type: none"> a. Identify if source of interference is internal or external by disconnecting the radio antenna. b. Continue to operate in an attempt to communicate through the jamming. c. Switch to high power on radio transmitter. d. Advise distant station to switch to high power. e. Relocate radio set (mobile units) to take advantage of terrain features to reduce the effects of jamming. f. Relocate the antenna to take advantage of terrain features to reduce the effects of jamming. g. Submit initial MIJI Feeder Voice Template Report to higher HQ communications branch. h. Reroute message traffic using alternate means of communications, such as relay (through another station), AM, or wire. i. Request (using alternate means) that the net change to a backup frequency. 		

TASK STEPS AND PERFORMANCE MEASURES	GO	NO-GO
<p>6. Radio operators implement AM remedial ECCM.</p> <ul style="list-style-type: none"> a. Identify if source of interference is internal or external by disconnecting the radio antenna. b. Continue to operate in an attempt to communicate through the jamming. c. Check for intentional or unintentional interference. d. Check equipment grounding. e. Use radio frequency gain/frequency vernier in an attempt to work through the jamming. f. Relocate radio set (mobile units) to take advantage of terrain features to reduce the effects of jamming. g. Relocate the antenna to take advantage of terrain features to reduce the effects of jamming. h. Submit initial MIJI Feeder Voice Template Report to assigned or supporting higher HQ communications personnel or element. i. Reroute message traffic using alternate means of communications, such as relay (through another station), FM, or wire. j. Request (using alternate means) that the net change to a backup frequency. 		
<p>7. Unit headquarters maintains generator power.</p> <ul style="list-style-type: none"> a. Operates generators in accordance with appropriate TMs. b. Constructs sound barrier and screening system to muffle noise and minimize heat signature. c. Constructs a fuel storage and fire control point for all generators with fire extinguishers as prescribed by the TSOP and commander's guidance. 		
<p>8. Unit personnel employ SIGSEC measures.</p> <ul style="list-style-type: none"> a. Employ COMSEC measures to deny friendly telecommunication information to the enemy. b. Employ ELSEC measures to protect electromagnetic transmissions, other than communication devices, from threat detection. c. Evaluate TEMPEST controls to identify emanation vulnerabilities and implement countermeasures. 		

TASK PERFORMANCE / EVALUATION SUMMARY BLOCK							
ITERATION	1	2	3	4	5	M	TOTAL
TOTAL TASK STEPS EVALUATED							
TOTAL TASK STEPS "GO"							
TRAINING STATUS "GO"/"NO-GO"							

"*" indicates a leader task step.

SUPPORTING INDIVIDUAL TASKS: NONE

SUPPORTING COLLECTIVE TASKS

Task Number	Task Title
63-2-4040	Establish Communications

OPFOR TASKS AND STANDARDS

TASK: CONDUCT ELECTRONIC WARFARE (63-OPFOR-1012)

CONDITION: OPFOR employs a large number of radio detection finding sets, along with ground and airborne communications analysts, to monitor enemy forces for loose communications security practices.

STANDARD: 1. Locate the positions of enemy command, intelligence, and logistics radio nets. 2. Forward locations to OPFOR HQ. 3. Use jamming signals against enemy radio receivers. 4. Monitor enemy radio nets for intelligence information.

- ELEMENTS:** Company Headquarters
 Supply Platoon Headquarters
 Class I and General Supply Section
 Class IX Shipment/Receiving Section
 Class IX Storage and Issue Section
 Class IX RX Section
 Class III/V Platoon Headquarters
 Class III Storage and Issue Section
 Class III/V Distribution Section
 Class V (ATP)

- TASK:** Establish Communications (63-2-4040)
 (FM 24-16) (AR 380-40) (AR 530-1)
 (FM 11-32) (FM 24-17) (FM 24-18)
 (FM 24-19) (FM 24-22) (FM 24-33)
 (FM 24-35) (FM 24-35-1) (TC 24-20)

ITERATION: 1 2 3 4 5 M (Circle)

COMMANDER/LEADER ASSESSMENT: T P U (Circle)

CONDITIONS: Unit communications personnel have received the mission to accompany the advance/quartering party to a new site and establish analog and/or digital communications. TSOPs, OPORDs, and other required publications and documents are available. The unit advance/quartering party has arrived at the new site and secured the area. The unit communication plan is available. Equipment and personnel are available. The advance/quartering party has established initial communications. Message service is being provided on a 24-hour basis. This task is performed under all day and night environmental conditions. The unit is subject to air, NBC, and ground Level I threat forces attack. Some iterations of this task should be performed in MOPP4.

TASK STANDARDS: Analog and/or digital communications and generator power are established in accordance with the communication plan, OPORD, SOI/SSI, and TSOP. At MOPP4 performance degradation factors increase time required to establish communications.

TASK STEPS AND PERFORMANCE MEASURES	GO	NO-GO
<p>* 1. Commander/first sergeant organizes communications element of the advance/quartering party.</p> <ul style="list-style-type: none"> a. Selects personnel to perform all communication set-up tasks at new location. b. Selects required vehicles and equipment to establish communications at the new site in accordance with movement order or TSOP. c. Inspects personnel, weapons, MOPP gear, vehicles, and equipment for departure for compliance with TSOP and commander's guidance. d. Dispatches communications element to assembly area for departure. <p>2. Advance/quartering party establishes wire communications.</p> <ul style="list-style-type: none"> a. Identifies locations of all subordinate platoons/sections. b. Plans wire and telephone installation. c. Prepares a telephone traffic diagram. d. Installs telephone switchboard. e. Lays wire for communications between switchboard and other platoons/sections. f. Establishes wire communications between HQ and switchboard. 		

TASK STEPS AND PERFORMANCE MEASURES	GO	NO-GO
<p>3. Unit HQ supervises unit analog and/or digital communication nets.</p> <ul style="list-style-type: none"> a. Functions as unit net control station. b. Manages communications security for the unit. c. Establishes alternate means of communications to include analog and/or digital communications and messenger with higher, lower and adjacent units. d. Ensures unit personnel practice COMSEC/ELSEC procedures. 		
<p>4. Platoon headquarters supervises platoon analog and/or digital communication nets.</p> <ul style="list-style-type: none"> a. Functions as platoon net control station. b. Manages communications security for the platoon. c. Establishes alternate means of communications to include analog and/or digital communications and messenger with higher, lower and supported units. 		

TASK PERFORMANCE / EVALUATION SUMMARY BLOCK							
ITERATION	1	2	3	4	5	M	TOTAL
TOTAL TASK STEPS EVALUATED							
TOTAL TASK STEPS "GO"							
TRAINING STATUS "GO"/"NO-GO"							

"*" indicates a leader task step.

SUPPORTING INDIVIDUAL TASKS: NONE

SUPPORTING COLLECTIVE TASKS

Task Number	Task Title
63-1-4015	Perform Battalion Advance/Quartering Party Activities

OPFOR TASKS AND STANDARDS

TASK: CONDUCT SNIPER OPERATIONS (63-OPFOR-1005)

CONDITION: OPFOR has assigned snipers, regular and/or irregular elements, in the enemy rear area along MSR and near support sites.

STANDARD: 1. Set up well-concealed location(s). 2. Engage vehicle drivers or personnel on foot with short bursts of semi-automatic fire. 3. Kill or wound selected target. 4. Prevent position from being discovered by enemy forces. 5. Evacuate the area without being spotted. 6. Report all specified PIR and other intelligence requirements to OPFOR HQ.

TASK: GATHER INTELLIGENCE (63-OPFOR-1008)

CONDITION: Small OPFOR elements, operating in the rear area, are planning attacks on enemy bases. Information is needed to complete plans.

STANDARD: 1. Identify all PIR and other intelligence requirements. 2. Pass through any outpost, defensive wire, or warning devices undetected. 3. Move to an OP that offers cover and concealment and is close enough to gather PIR and other intelligence requirements. 4. Gather all PIR and other intelligence requirements. 5. Withdraw from area undetected. 6. Report all information to OPFOR HQ.

ELEMENT: Company Headquarters

TASK: Plan Unit Mobilization in a Peacetime Environment (63-2-4827)
 (FM 100-17) (AR 220-1) (AR 220-10)
 (AR 350-1) (AR 710-2) (FM 4-30.3)

ITERATION: 1 2 3 4 5 M (Circle)

COMMANDER/LEADER ASSESSMENT: T P U (Circle)

CONDITIONS: The unit is operating in a normal peacetime environment at a normal state of readiness. The unit has a wartime mission with a corresponding OPLAN on file. Unit is conducting its operational mission and METL training. The unit MOBPLAN, movement plan, recall plan, security plan, unit access rosters, and current maps are available. The unit is deploying as part of a higher echelon deployment. Training requirements identified during this task are performed in the task (Perform Predeployment Training Activities). Peacetime deployment planning activities are performed under all day and night environmental conditions, except NBC. Some iterations of this task should be performed in MOPP4.

TASK STANDARDS: MOBPLAN (RC), movement plan, and RSOP are completed in accordance with governing regulations and higher HQ directions.

NOTE: MOBPLANS are required only for RC units. RC-specific task steps and performance measures are annotated "RC".

TASK STEPS AND PERFORMANCE MEASURES	GO	NO-GO
<p>* 1. Commander analyzes mission.</p> <ul style="list-style-type: none"> a. Identifies tasks in the OPLAN/CONPLAN. b. Identifies documented deployment policies and procedures from the RSOP MOBPLAN (RC) and movement plan. c. Updates unit METL to reflect current mission. d. Verifies mission parameters and details with higher HQ. e. Briefs unit leaders on deployment and mission requirements. 		
<p>* 2. Commander directs deployment planning.</p> <ul style="list-style-type: none"> a. Directs mobilization officer to update MOBPLAN (RC) based on current mission guidance. b. Directs UMO to update the unit movement plan based on current mission guidance. c. Verifies UMO and alternate UMO are on orders and trained. d. Directs unit leaders to update unit RSOP. e. Directs unit leaders to update unit battle book, to include the unit missions, organization, locations of mobilization station and ports, and extracts from the applicable OPLANS. f. Coordinates mission parameters and details with higher HQ. g. Identifies deployment training requirements. h. Validates MOBPLAN (RC). 		
<p>* 3. Mobilization officer updates MOBPLAN (RC).</p> <p>NOTE: MOBPLAN is updated annually or whenever a change occurs in unit mission or structure.</p> <ul style="list-style-type: none"> a. Revalidates support agreements. b. Updates annexes. c. Validates unit retrieval plan. 		

TASK STEPS AND PERFORMANCE MEASURES	GO	NO-GO
<p>* 4. UMO updates unit movement plan.</p> <p>NOTE: The unit movement plan is updated annually or whenever a change occurs in unit mission or structure.</p> <ol style="list-style-type: none"> a. Identifies the administrative, logistics and coordinating requirements for the plan. b. Verifies load plans are current and entered into the AUJEL. c. Updates DEL(s) based on current mission(s). d. Updates air load plan based on current mission(s). e. Prepares movement binders with key data, to include checklists, the current copy of the AUJEL, the DEL, and strip maps. f. Identifies hazardous and sensitive/classified cargo and handling procedures. g. Identifies BBPCT material requirements. h. Coordinates ground movement plan to designated ports with supporting ITO and local authorities, if required. i. Verifies personnel identified for deployment equipment teams, super cargoes and advance parties are deployable. j. Coordinates tactical information and security requirements with the S2/S3. 		
<p>* 5. Commander reviews unit readiness status.</p> <ol style="list-style-type: none"> a. Validates requisitions for all equipment shortages. b. Directs unit supply to conduct an inventory of UBL items. c. Identifies unit training status for deployment mission, to include individual/crew served weapons, NBC, driver certification, special equipment, rail teams, air load/pallet build team, BBPCT team, and HAZMAT handlers. d. Directs unit HQ to coordinate unit SRP with S1 or supporting installation, as appropriate. e. Directs unit to maintain mobilization packet for each soldier in accordance with directives (RC). f. Directs personnel section to screen members not available for deployment. g. Resolves nondeployable personnel issues. h. Maintains unit liaison with mobilization station. i. Directs maintenance section to identify maintenance affecting readiness. j. Initiates action to resolve unit maintenance problems affecting readiness. k. Directs unit safety officer to prepare risk assessment of the deployment operation. 		
<p>* 6. Unit leaders prepare for mobilization.</p> <ol style="list-style-type: none"> a. Update section portions of the RSOP and TSOP. b. Update section portions of the unit battle book, to include the unit mission, organization, locations of mobilization station and ports and extracts from the applicable OPLANS. c. Provide input to commander for update of unit METL. 		
<p>7. Unit HQ plans for deployment.</p> <ol style="list-style-type: none"> a. Identifies rear detachment requirements. b. Plans for property transfer, turnover and control procedures. c. Verifies family support group program has been established and key personnel are available. d. Prepares plan for storing personnel property and POVs. e. Coordinates accreditation of automated information systems (RC). 		

TASK STEPS AND PERFORMANCE MEASURES	GO	NO-GO
f. Identifies key personnel to be ordered to duty in advance of the unit (RC). g. Coordinates with S1 for all unit personnel to go through SRP. h. Maintains a mobilization packet for each soldier in accordance with directives (RC). i. Coordinates update of RSOP and TSOP by section. j. Prepares communications plan. k. Identifies force protection measures. l. Prepares risk assessment of the deployment operation. 8. Unit conducts deployment training. a. Conducts load-out test as directed. b. Trains load teams, such as rail-loading teams, packing and crating teams, blocking and bracing teams, aerial/sea port load teams in specific team operations. c. Conducts mobilization status briefing for all unit personnel (RC). d. Conducts test of alert notification plan. e. Conducts HAZMAT training as needed.		

TASK PERFORMANCE / EVALUATION SUMMARY BLOCK							
ITERATION	1	2	3	4	5	M	TOTAL
TOTAL TASK STEPS EVALUATED							
TOTAL TASK STEPS "GO"							
TRAINING STATUS "GO"/"NO-GO"							

"*" indicates a leader task step.

SUPPORTING INDIVIDUAL TASKS: NONE

SUPPORTING COLLECTIVE TASKS: NONE

OPFOR TASKS AND STANDARDS: NONE

ELEMENT: Company Headquarters

TASK: Plan Unit Deployment Activities Upon Receipt of a Warning Order (63-2-4828)
 (FM 100-17) (AR 220-1) (AR 220-10)
 (AR 350-1) (AR 710-2) (FM 4-30.3)
 (TM 55-2200-001-12)

ITERATION: 1 2 3 4 5 M (Circle)
COMMANDER/LEADER ASSESSMENT: T P U (Circle)

CONDITIONS: The unit is at a normal state of deployment readiness and receives a warning order to prepare for deployment. The unit must plan unit deployment activities upon receipt of a warning order. The CQ or 1SG has notified the commander. The unit has analog and/or digital communications with higher HQ. This task occurs concurrently with the task (Perform Deployment Alert Activities). The movement plan, recall plan, security plan, unit access rosters, and current maps are available. The unit has a trained officer and/or NCO appointed as unit movement officer (UMO) and alternate UMO. The unit is deploying as part of a higher echelon deployment. Deployment planning activities are performed under all day and night environment conditions, except NBC. Some iterations of this task should be performed in MOPP4.

TASK STANDARDS: Movement plan is completed in accordance with governing regulations and higher HQ directions.

TASK STEPS AND PERFORMANCE MEASURES	GO	NO-GO
<p>* 1. Commander analyzes mission.</p> <ul style="list-style-type: none"> a. Identifies tasks in the deployment warning order. b. Identifies documented relocation policies and procedures from the TSOP and movement order. c. Issues warning notice to unit leaders. d. Coordinates mission parameters and details with higher HQ using analog and/or digital communications. e. Briefs unit leaders on deployment and mission requirements. <p>* 2. Commander reviews unit readiness status.</p> <ul style="list-style-type: none"> a. Identifies equipment shortages. b. Requests assistance from higher HQ to rectify equipment shortages using analog and/or digital communications. c. Directs unit supply to conduct an inventory of on-hand unit basic load (UBL) items. d. Identifies unit training status for deployment mission, to include for individual/crew served weapons, NBC, driver certification, special equipment, rail teams, air load/pallet build team, Blocking, Bracing, Packing and Crating Team (BBPCT) team, Automated Airlifting Planning System (AALPS), Hazardous Material (HAZMAT) certified personnel, and other automated systems operators. e. Directs unit HQ to coordinate unit soldier readiness processing (SRP) with S1 or with supporting installation, as appropriate. f. Directs maintenance section to identify maintenance issues affecting readiness. g. Initiates action to resolve unit maintenance problems affecting readiness. h. Directs unit HQ to review personnel status. i. Initiates action to resolve nondeployable personnel issues. 		

TASK STEPS AND PERFORMANCE MEASURES	GO	NO-GO
<p>* 3. Commander directs deployment planning.</p> <ul style="list-style-type: none"> a. Directs UMO to update movement plan based on current mission guidance. b. Directs unit leaders to update battle book, to include the unit mission, organization and extracts from the applicable OPLANs. c. Coordinates mission parameters and details with higher HQ using analog and/or digital communications. d. Directs unit safety officer to prepare risk assessment of the deployment operation. e. Identifies deployment training requirements. <p>* 4. UMO updates unit movement plan.</p> <ul style="list-style-type: none"> a. Identifies the administrative, logistics and coordinating requirements for the plan based on the current mission. b. Verifies load plans are current and entered into the Automated Unit Equipment List (AUEL). c. Updates Deployment Equipment List (DEL) based on current mission. d. Updates air load plan based on current mission. e. Updates movement binders with current mission data. f. Identifies hazardous and sensitive cargo to be deployed. g. Verifies hazardous and sensitive/classified cargo handling procedures with installation unit movement coordinator. h. Updates BBPCT material requirements. i. Verifies ground movement plan to designated ports is current. <p>NOTE: Performance measure "I" does not apply to the IBCT.</p> <ul style="list-style-type: none"> j. Verifies personnel listed for deployment equipment teams, supercargoes and advance parties are deployable. <p>NOTE: "Supercargoes" in performance measure does not apply to IBCT.</p> <ul style="list-style-type: none"> k. Coordinates tactical information and security requirements with the S2/S3 using analog and/or digital communications. <p>5. Unit HQ plans for deployment.</p> <ul style="list-style-type: none"> a. Identifies rear detachment requirements based on current mission. b. Identifies advance party personnel requirements. c. Plans for property transfer, turnover and control procedures. d. Verifies that key family support group program personnel are available. e. Verifies unit deployment team personnel are available. f. Requests commander assign additional and/or replacement personnel for deployment teams and advance party. g. Prepares plan for storing personal property and POVs. h. Prepares communications plan. i. Identifies force protection measures for each step of the deployment process. j. Identifies required reports to higher HQ during deployment process. k. Identifies rules of engagement for gaining theater. l. Performs risk assessment of deployment operation. 		

TASK PERFORMANCE / EVALUATION SUMMARY BLOCK							
ITERATION	1	2	3	4	5	M	TOTAL
TOTAL TASK STEPS EVALUATED							
TOTAL TASK STEPS "GO"							
TRAINING STATUS "GO"/"NO-GO"							

"*" indicates a leader task step.

SUPPORTING INDIVIDUAL TASKS: NONE

SUPPORTING COLLECTIVE TASKS

Task Number	Task Title
63-2-4801	Perform Deployment Alert Activities
63-2-4802	Perform Human Resources Predeployment Activities
63-2-4803	Perform Predeployment Training Activities
63-2-4804	Perform Predeployment Supply Activities
63-2-4805	Perform Predeployment Maintenance Activities

OPFOR TASKS AND STANDARDS: NONE

ELEMENTS: Company Headquarters
 Supply Platoon Headquarters
 Class III/V Platoon Headquarters

TASK: Plan Unit Redeployment (63-2-4829)
 (FM 100-17) (AR 220-1) (AR 220-10)
 (AR 710-2) (FM 4-30.3) (TM 55-2200-001-12)

ITERATION: 1 2 3 4 5 M (Circle)

COMMANDER/LEADER ASSESSMENT: T P U (Circle)

CONDITIONS: The unit receives a warning order to deploy to home station. The unit is located in the TAA. Some personnel and administrative actions are initiated in the TAA and completed in the RAA. The unit has analog and digital communications with higher HQ. The unit is redeploying as part of a higher HQ redeployment. The redeployment movement plan is available. The unit has a trained officer or NCO appointed as UMO. Preparation activities for redeployment are performed under all day and night environmental conditions. Some iterations of this task should be performed in MOPP4.

TASK STANDARDS: The redeployment movement plan is completed in accordance with governing regulations and higher HQ directions. The redeployment OPORD is completed.

TASK STEPS AND PERFORMANCE MEASURES	GO	NO-GO
<p>* 1. Commander analyzes redeployment mission.</p> <ul style="list-style-type: none"> a. Identifies tasks in the deployment warning order. b. Identifies all documented redeployment policies and procedures from the TSOP, redeployment plan, movement order, OPLANs, and OPORDs. c. Issues warning notice to unit leaders. d. Coordinates mission parameters and details with higher HQ using analog and/or digital communications. e. Identifies redeployment criteria required for unit validation. f. Verifies unit follow-on mission, if appropriate. g. Briefs unit leaders on redeployment and mission requirements. 		
<p>* 2. Commander reviews unit readiness status.</p> <ul style="list-style-type: none"> a. Identifies equipment shortages. b. Inventories UBL items. c. Identifies training status of individual/crew-served weapons, NBC, driver certification, special equipment, rail teams, air load/pallet build team, BBPCT team, automated air-land planning system, HAZMAT certified personnel, and other automated system operators. d. Identifies unit maintenance problems. e. Directs unit HQ to review personnel status. f. Requests support to correct readiness deficiencies. 		
<p>* 3. Commander directs redeployment planning.</p> <ul style="list-style-type: none"> a. Directs UMO to update redeployment movement plan based on current mission guidance and timeline from higher HQ. b. Directs unit leaders to update battle book, to include the unit mission, organization, redeployment ports information and extracts from the applicable OPLANs. c. Directs Unit Safety Officer to prepare a risk assessment of the deployment operation. d. Issues redeployment OPORD. 		

TASK STEPS AND PERFORMANCE MEASURES	GO	NO-GO
<p>* 4. UMO updates redeployment movement plan.</p> <ul style="list-style-type: none"> a. Updates the administrative, logistics, and coordinating requirements for the plan based on current mission. b. Updates redeployment movement plan based on current mission guidance. c. Verifies load plans are current and entered into the AUDEL. d. Updates DEL based on current missions. e. Updates movement binders with mission specific information. f. Identifies hazardous and sensitive/classified handling procedures for each mode of transport and each port. g. Updates BBPCT materiel requirements. h. Verifies status of personnel listed for redeployment equipment teams, supercargoes, and advance parties. i. Coordinates tactical information and security requirements with the support operations section using analog and/or digital communications. <p>5. Unit HQ plans for redeployment.</p> <ul style="list-style-type: none"> a. Plans steps to meet redeployment validation criteria. b. Identifies force protection measures in the AAs and MAs. c. Incorporates redeployment family reunion requirements into planning timeline. d. Plans media contact for return to home station. e. Initiates planning for welcome home ceremony. f. Identifies requirements and plan for stress control briefings. g. Provides rear detachment with information on redeployment for dissemination to families. h. Performs risk assessment on redeployment operations. i. Coordinates security of sensitive items. 		

TASK PERFORMANCE / EVALUATION SUMMARY BLOCK							
ITERATION	1	2	3	4	5	M	TOTAL
TOTAL TASK STEPS EVALUATED							
TOTAL TASK STEPS "GO"							
TRAINING STATUS "GO"/"NO-GO"							

"*" indicates a leader task step.

SUPPORTING INDIVIDUAL TASKS: NONE

SUPPORTING COLLECTIVE TASKS

Task Number	Task Title
63-2-4818	Prepare Vehicles and Equipment for Redeployment
63-2-4819	Perform Sea Port of Embarkation Activities for Redeployment
63-2-4820	Perform Aerial Port of Embarkation Activities for Redeployment
63-2-4821	Perform Aerial Port of Debarkation Activities for Redeployment
63-2-4822	Perform Home Station Activities
63-2-4823	Perform Sea Port of Debarkation Activities for Redeployment
63-2-4824	Perform Demobilization Station Activities

OPFOR TASKS AND STANDARDS: NONE

CHAPTER 6

External Evaluation

6-1. INTRODUCTION. An external evaluation is conducted to evaluate the unit's ability to perform its critical wartime mission. This chapter is a guide for preparing an external evaluation. The unit may modify the evaluation, based on METT-TC and other considerations, as deemed appropriate by the commander. The unit will be evaluated using the standards from selected T&EOs found in Chapter 5 of this MTP. This evaluation will encompass the whole unit and should employ a realistic OPFOR and the use of MILES. At the completion of the evaluation, the unit commander should be able to identify the strengths and weaknesses of the unit. These strengths and weaknesses will form the basis for future training and resource allocation.

6-2. PREPARING THE EVALUATION. The commander must standardize evaluation procedures to accurately measure the unit's capabilities.

a. **Preparing the Evaluation Instrument.** Prepare the evaluation by developing a scenario containing the major missions and appropriate tasks. Compile the selected missions and tasks in the order they logically occur in the detailed scenario. Group the selected missions and tasks in parts for continuous operations. Parts can be interrupted at logical points to assess MILES casualties and conduct in-process AARs. The sample evaluation scenario in Table 6-1 contains missions, as well as the appropriate tasks necessary to develop the scenario and execute the evaluation. Selective tailoring is required, because it is not possible to evaluate every task. Figure 6-1 illustrates the general scenario of task performances in this exercise. The following procedures are suggested for developing the evaluation.

(1) Identify the missions for evaluating each echelon or element, using Table 6-1. Record the selected missions on the [DA Form 7506 \(Unit Proficiency/Evaluation Worksheet\)](#).

(2) List each mission on a [DA Form 7502 \(Task Summary Sheet\)](#).

(3) Select the tasks for the evaluation of every mission. List the selected tasks on the Task Summary Sheets, which are used for recording the results of the evaluation.

(4) Compile the selected missions and tasks in the order they logically occur in the detailed scenario. Group the selected missions and tasks in parts for continuous operations, Table 6-1, Sample Evaluation Scenario. Parts can be interrupted at logical points to assess MILES casualties and conduct in-process AARs.

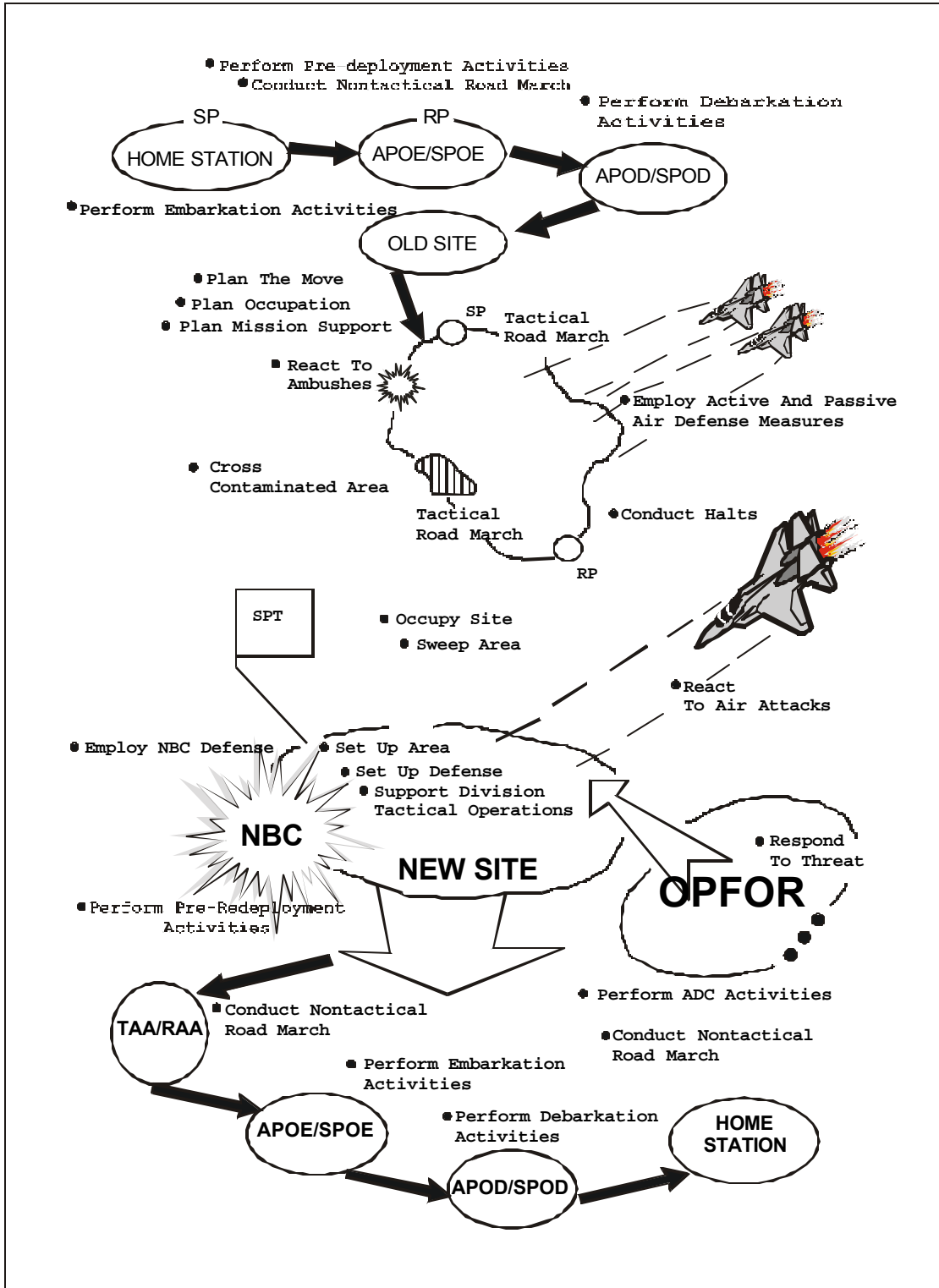


Figure 6-1. Example Graphic Evaluation Scenario

Table 6-1. Supply Company, ASB Evaluation Scenario

EVENT	ACTION	ESTIMATED TIME	TIME FRAME	
1.	Admin preparation	As required	Prior to start	
Part 1				
2.	Deployment alert notification	10 min	Day 1	0500
3.	Initiate recall plan	30 min		0530
4.	Perform personnel accountability activities	2 hrs		0730
5.	Perform pre-deployment activities	5 hrs		1230
6.	AAR	1 hr		1330
7.	Movement to the port of embarkation	2 hrs		1530
8.	AAR	1 hr		1630
9.	Conduct theater reception operations	2 hrs		1830
10.	Perform theater onward movement activities	2 hrs		2030
11.	AAR	1 hr		2130
Part 2				
12.	Warning notice received	30 min	Day 2	0600
13.	Analyze mission	30 min		0630
14.	Prepare movement plan	1 hr		0815
15.	*Prepare occupation plan			0855
16.	*Provide input to S2/3	1 hr		0955
17.	Coordinate additional requirements			1015
18.	Conduct route reconnaissance	1 hr		1115
19.	*Prepare vehicles and equipment			1210
20.	*Dismantle current site			1305
21.	Organize march elements			1325
22.	Brief march unit leaders			1340
23.	Conduct read march			1425
24.	Cross contaminated area			1510
25.	Defend march unit(s)			1550
26.	Continue road march			1635
27.	Cross RP			1650
28.	AAR	1 hr		1750

Table 6-1. Supply Company, ASB Evaluation Scenario (continued)

EVENT	ACTION	ESTIMATED TIME		TIME FRAME
Part 3				
29.	Advance/quartering party activities	1 hr		1850
30.	Occupy new operating site		30 min	1920
31.	Set up defense	1 hr		2020
32.	*Set up logistics operations	1 hr		2120
33.	NBC defense preparations		30 min	2150
34.	*Set up administrative and bivouac areas		30 min	2220
35.	Set up supply points	1 hr		2320
36.	AAR	1 hr		0020
Part 4				
37.	Provide Supply Support	36 hrs		Day 3 0900
38.	*Air and Level I ground attacks		30 min	0930
39.	*Respond to NBC attack		40 min	1010
40.	*Terrorist activities		30 min	1040
41.	AAR	1 hr		1140
Part 5				
42.	Provide Supply Support	4 hrs		1300
43.	Notification of Level II/III ground attacks		20 min	1320
44.	Defense preparations		30 min	1350
45.	Unit life support degradation	1 hr		1450
46.	OPFOR attacks	1 hr		1550
47.	Reorganize defenses		20 min	1610
48.	Relieved by combat elements		40 min	1650
49.	Conduct area damage control	2 hrs		1850
50.	AAR	2 hrs		2050
51.	Redeployment notification		30 min	Day 4 0600
52.	Reconstitution for movement	3 hrs		0900
53.	Movement to redeployment assembly area	1 hr		1000
54.	Movement to port of embarkation	1 hr		1100
Part 6				
55.	Reception activities of debarkation	2 hrs		1300
56.	Onward movement from port of debarkation	1 hr		1400
57.	Final AAR	2 hrs		1600
Total Time: 96 hrs				
* Events occur simultaneously.				

b. Forecasting and Requisitioning Resources. Adequate training ammunition, equipment, and supplies must be forecasted and requisitioned. Support requirements must be coordinated consistent with the level of evaluation (section, staff element, etc.) being conducted. OPFOR players and

controllers must also be identified early to support free play if required. Table 6-2 is a consolidated list of support requirements for this evaluation. It is based on experiences with the scenario in Table 6-1. The evaluating headquarters will prepare its own consolidated support requirements.

c. **Selecting and Preparing the Field Evaluation Site.** Required size, type of terrain, OPFOR requirements, and administrative requirements are the basis for site selection. For this evaluation, an area of ___ meters X ___ meters is required. The OPFOR is positioned according to threat doctrine. The site must provide space for the administrative area required to support the evaluation.

d. **Planning Indirect Fire Simulation.** Because it greatly influences the outcome of battles, reaction to indirect fire is an important consideration of the evaluation. Indirect fire simulation requires considerable planning to achieve realism.

(1) The fire control system outlined in TC 25-6 is a recommended method of simulating indirect fire. Due to the amount of required resources, this method may be difficult to support.

(2) The commander may use the evaluation control headquarters method or the simulation without OPFOR method to evaluate the unit's ability to react to indirect fire. If the evaluation control headquarters method is used, the OPFOR will initiate a call for fire to the evaluation control headquarters that will simulate the tactical FDC. The control headquarters would then relay the delivery data to the OCs who would mark the impact of the round with artillery simulators and assess appropriate casualties. If an OPFOR is not used, the OC may ignite artillery simulators and observe the unit's reactions. The FM 25-series provide assessment and computation tables which may be used to determine casualties. Indirect fire simulation must be realistic and limited to what the unit could reasonably expect under combat conditions.

Table 6-2. Consolidated Support Requirements

<u>AMMUNITION</u>	<u>QUANTITY</u>
5.56 mm SAW (Blank)	300 rds/wpn
5.56 mm SAW (Blank)	600 rds/wpn OPFOR
5.56 mm (Blank)	150 rds/wpn
5.56 mm (Blank)	300 rds/wpn OPFOR
40 mm (Blank)	300 rds/wpn
9 mm (Blank)	30 rds/wpn
.50 Cal (Blank)	400 rds/wpn
Blank adaptor	1 set/wpn
MILES	1 set/wpn
Smoke grenades	4 per platoon/section
Smoke grenades	4 ea OPFOR
Simulators, booby trap	4 per unit
Claymore Mine (tng)	4 to 6 per unit
Simulators, hand grenades	10 per OPFOR
ATWESS	2 per LAW
Claymore Mine (tng)	4 to 6 per OPFOR
Simulators, arty	2 per trainer/evaluator
Simulators, arty	4 ea OPFOR
<u>FUEL</u>	
Use known historical data or Operations Logistics Planner (OPLOGPLN) software. Multiply the pieces of equipment times the amount of fuel per mile (or hour), times the tentative operating mileage (or hours).	

Table 6-2. Consolidated Support Requirements (continued)

<u>EQUIPMENT</u>	
All organic equipment, to include authorized TOE and CTA, is used. Rail and aircraft loads are simulations.	
<u>NBC EQUIPMENT</u>	
TOE equipment is used.	
<u>OTHER</u>	
Meals	3 per individual per day
War Wound Moulage Set	1 each
Aircraft for simulated air attack	1 each
Fire Marker Control System	(when available)
NOTE: The consolidated support requirements outlined are intended as suggestions only. Local policies or constraints may not allow for providing the items.	

6-3. SELECTING THE OBSERVER CONTROLLERS.

- a. OCs must know the unit's missions, organization, equipment, and employment. They should be at least equal in rank to the unit commander and have successfully performed in that specific or similar command position.
- b. The following are minimum rank and experience requirements for the evaluators:
 - (1) Battalion OC will be an officer with battalion command/staff experience.
 - (2) Company OC will be an officer with company command experience.
 - (3) Platoon or section OCs will be a lieutenant or NCO with platoon or section experience.
 - (4) Recorder will be an officer or NCO at the evaluation control headquarters who receives "kill" information or results and time data from the OCs.

6-4. TRAINING THE OBSERVER CONTROLLERS. OCs standardize administration of the evaluation by understanding the following functional areas:

- a. Evaluation Design. Each part is designed to evaluate specific missions or tasks within the overall scenario. OCs must thoroughly understand the evaluation and correctly implement it.
- b. MILES. Each OC, regardless of position, must have full knowledge of the unit's weapons and vehicles and must also thoroughly understand the MILES system being used. The unit commander is responsible for ensuring that all MILES equipment is functional before each part of the scenario.

c. Evaluation Control System. This system ensures the evaluation is administered in a consistent and standardized manner and correct data is collected for the final evaluation. It includes the following elements:

- (1) Rules of engagement.
- (2) OC duties and responsibilities.
- (3) Communication system.
- (4) Evaluation data collection plan.

d. Safety. During any training event, all soldiers and leaders must be safety conscious. Evaluators must ensure all events are conducted within established safety constraints. Prior to the beginning of each event, all personnel will be briefed on specific safety measures to be taken during execution.

6-5. SELECTING AND TRAINING THE OPFOR. The selection and training of the OPFOR is crucial to the success of a standardized evaluation. The OPFOR provides one of the control measures that influence the conditions under which the evaluation is administered. The unit should face an opponent that realistically resembles the threat in strength, weapons, and skill.

a. Selection. Any qualified Skill Level 1 or 2 soldier can serve as OPFOR. Ideally, they should be a small cohesive unit under the control of their leader or commander.

b. Training. The OPFOR must understand the following six major areas:

- (1) Installation and operation of the MILES devices.
- (2) Rules of engagement.
- (3) Threat small unit tactics.
- (4) Training scenarios.
- (5) OPFOR weapons and equipment, if available.
- (6) Safety.

c. OPFOR Strength.

(1) **Offense.** Using MILES, the unit should outnumber the OPFOR three-to-one if an attack is to be successful. If the OPFOR is stronger than this ratio, only the most exceptional unit will be successful. They must be armed with weapons capable of defeating any of the unit's assets. As a general rule, the OPFOR should be strong enough to offer the unit a realistic challenge, but one that the unit can defeat when proper tactics are employed.

(2) **Defense.** The OPFOR, at a minimum, should have a three-to-one ratio of superiority, because anything less will not effectively challenge the unit when defending. The OPFOR should have sufficient weapons and ammunition to conduct a successful attack. They must be more than merely a series of targets to be destroyed. The OPFOR should be allowed to plan their own attack for each mission and not be forced into a "canned" attack that all units will quickly defeat. Once the OPFOR establishes their plan, they must use the same plan for all other like units for that event in order to maintain the objectivity and standardization of the evaluation.

6-6. CONDUCTING THE EVALUATION. Evaluations are divided into three distinct segments. Each segment requires a different degree of preparation and coordination.

a. Pre-evaluation.

(1) The senior OC and all other OCs must recon the evaluation area to know the unit's boundaries, disposition of the OPFOR, and the most likely avenues of approach throughout the field evaluation site's AO.

(2) The unit must prepare an OPORD and FRAGO to control the exercise. An order is prepared for each mission in the evaluation scenario. These can be prepared by using the skeleton orders contained in the STXs and FTXs in Chapter 4.

(3) Unit preparatory activities include installation and troubleshooting of MILES equipment, loading vehicles, conducting inspections, and performing other logistics and administrative actions as required.

(4) The OPFOR is placed in position and briefed while the unit is conducting its preparatory activities.

(5) The OCs should make an equipment function check following each unit move, after unit leaders have issued their instructions.

b. Evaluation. The senior evaluator controls the exercise and oversees the recording of mission performance. Evaluators resolve all conflicts and record all staff limitations as they arise. A debriefing should take place between modules to clear up any questions. Evaluators must remain neutral throughout the evaluation.

(1) The evaluation team controls the evaluation in two ways. First, the team uses measures established in both the movement order and in Paragraphs 3 and 5 in the OPORD and FRAGO. Second, the team controls the evaluation through the team commander (simulated by the senior OC for this evaluation) on the team net. The team does not control in the traditional sense; instead it accompanies the unit as observers. Only the senior OC has direct verbal contact with the unit commander. Other OCs do not speak to, aid, advise, point out positions, or in any way influence the unit's performance, except for a possible or actual safety issue or emergency. OCs are neutral throughout the evaluation.

(2) Once the senior OC issues the OPORD and movement order, the unit commander executes the events and actions prescribed in the first part of the evaluation scenario within the estimated time. From this point, all successive parts begin with a FRAGO.

(3) The senior OC can terminate any one of the parts of an exercise when the unit has completed all the events and actions in the segment or has suffered so many casualties or damage the part cannot be completed. The OC must record the reasons for the termination in the margin of the OC's Task Summary Sheets and report his action to the evaluation control headquarters. At this time, OCs must perform the following actions:

(a) Inspect all MILES equipment, record "kill" codes, and reset equipment. Any damaged or inoperative MILES equipment is replaced.

(b) Resolve all casualty data to determine the time, place, number, and cause of casualties. This information is reported to the recorder in the evaluation control headquarters.

(c) Debrief the unit to resolve questions. Afterwards, the senior OC directs the unit to continue its mission after it receives a FRAGO or OPORD for the next part.

- (4) The OCs should follow these guidelines:
 - (a) Report major "kills" (vehicles, groups).
 - (b) Report major weapons fired. Together with reporting major kills, this is the best method for determining direct fire effectiveness. Both significant firings and hits are reported to the evaluation control headquarters.
 - (c) Enforce rules of engagement.
 - (d) Observe critical tactical events of time. OCs must spot and record any action which might have an effect on later performance or mission outcome.
 - (e) Record travel routes and unit's location.
 - (f) Inform OPFOR controllers of the unit's location, direction of travel, and intent. This is necessary to enable OPFOR actions to be controlled in accordance with the desired sequence of events.
 - (g) Enforce safety.
 - (h) Terminate mission, as appropriate.

c. Post Evaluation. After the evaluation is terminated, the unit moves to an assembly area and performs the following functions:

- (1) The unit OC debriefs subordinate OCs and compiles all data (evaluator packets) for the evaluation.
- (2) The unit OC must complete the task summary sheets.
- (3) The unit must turn in all completed OC packets (with the OC scoring system) to control headquarters for recording and analysis.
- (4) The unit OC must conduct an AAR of the unit's performance.
- (5) Each element OC should conduct an AAR of his element's performance.

6-7. RECORDING EXTERNAL EVALUATION INFORMATION.

a. The evaluating headquarters develops the data recording instruments for the OCs. [DA Form 7505 \(Unit Data Sheet\)](#) documents demographic information that may reflect on a unit's performance. [DA Form 7503 \(Environmental Data Sheet\)](#) documents weather information in order to compare missions under differing environmental conditions. [DA Form 7504 \(Personnel and Equipment Loss Report\)](#) documents information that may affect the unit's degree of success during engagements with the OPFOR.

b. The senior OC has the overall responsibility for preparation of the external evaluation. This evaluation is based on his own findings and subordinate OCs' input. Subordinate OCs use the task evaluation criteria (T&EO from Chapter 5 and DA Form 7502 to determine overall proficiency in their particular areas. The senior OC compiles the external evaluation results as proscribed by the evaluating commander. Deviations from the task standard assessed by the unit OC may be addressed in the senior OC comments portion of the UPW.

- (1) [DA Form 7505](#). This report records personnel and equipment status information.
- (2) [DA Form 7503](#). This report records information concerning weather and terrain conditions present during the evaluation period.
- (3) [DA Form 7504](#). This report records information concerning HQ, CSG personnel and equipment losses during OPFOR engagements.

6-8. CONDUCTING THE AFTER ACTION REVIEW.

a. General. AARs should be planned at logical intervals during the exercise. Identifying performance deficiencies while still fresh, getting everyone involved, and preventing the reinforcement of bad habits are critical to improved performance. On-the-spot evaluations and corrections should also be emphasized.

b. Feedback. Because all members of the unit participate in an AAR, each member becomes a source of feedback. This provides a richer "database" for key points. The AAR leader draws information from each member becomes an important part of the discussion. This information is the basis for discussing alternate courses of action.

c. Preparing the After Action Review. AAR preparation involves five steps:

(1) Review training orders and objectives. Training objectives are the focus of the discussion of exercise results. The FRAGOs and OPORDs included in the exercise design implement these objectives. The OCs should be familiar with the objectives, FRAGOs, and OPORDs so they can note orders given by leaders of the evaluated unit and its subordinate elements that either implement these objectives or deviate from them.

(2) Observe the exercise. This is an active process. The emphasis is on noting those actions that make the difference between the unit's success or failure. OCs do not need to remain close to the unit leader, since more can be seen from high ground near the lead element's location or along the unit's route of march. Because unit orders identify important activities and checkpoints, OCs must be present when the commander issues the order. OCs should position themselves where they can best observe anticipated critical events. Examples of critical events include:

- (a) Conducting a road march.
- (b) Crossing a radiological contaminated area.
- (c) Performing unit supply operations.
- (d) Responding to an NBC attack.

(3) Select the site and assemble the participants. After the exercise, select a site for the AAR. If possible, hold the AAR where the majority of action occurred, where most of the critical events took place (normally where the OPFOR was positioned), or where the terrain can be observed. Usually, the OPFOR or unit objectives are suitable for assembling the players and conducting AARs.

(4) Debrief the OCs. While the units are moving to the selected site, the OCs should be debriefed. The senior OC must have a complete understanding of what happened in the exercise. The fourth step in AAR preparation is to obtain a detailed description of the exercise's events in the order in which they occurred.

(5) Review the events. After the senior OC has a sound understanding of what happened during the exercise, he reviews and ranks the events in terms of their relevance to the training

objectives and their contributions to the exercise outcome. He selects as many events as can be covered in detail during the time allowed for the AAR and places them in chronological order.

d. Conducting the After Action Review. Conducting the AAR requires five steps:

(1) Organize the participants. When the senior OC and AAR leader assembles the participants, he groups them according to their organization in the exercise. Each subordinate element's OC is responsible for the element he observed.

(2) State the training objectives. The AAR leader makes a brief statement of the training objectives for the exercise. These are described as specifically as possible. He states any additional teaching points he intends to cover during the AAR. These should be limited to three or four key points in order to keep the AAR focused and prevent it from becoming excessively long.

(3) Lead the discussion. The AAR leader guides the discussion of events in their order of occurrence. Diagrams help players visualize the exercise development. The AAR leader starts by sketching the main terrain features and, as the AAR proceeds, have the participants draw routes of advance, objectives, and locations of engagements. Each event is discussed in detail to make teaching points about the unit's performance during the event. The AAR leader should:

- (a) Avoid giving a critique or lecture.
- (b) Guide the discussion by asking leading questions.
- (c) Suggest the players describe what occurred in their own terms.
- (d) Suggest the players discuss not only what happened, but also how it happened, and how it could be done better.
- (e) Focus the discussion to ensure important tactical lessons are made explicit.
- (f) Relate events to subsequent results.
- (g) Avoid detailed examination of events not directly related to major training objectives.
- (h) Encourage the participants to use diagrams to illustrate teaching points and to show routes, phase lines, and objectives.
- (i) Prohibit players from offering self-serving excuses for inappropriate tactical actions.

(4) Review the sequence of events associated with the hazards of the risk assessment made prior to the exercise. Ask the following questions:

- (a) Were effective controls put in place to avoid accidents?
- (b) Was training realism reduced through artificial control measures?
- (c) Were all participants aware of hazards down to the lowest level?

(d) Did any hazard present itself that was not identified, and what was done to overcome it?

(e) Were there incidents of fratricide or near fratricide, and how can they be avoided in the future?

(5) Summarize key points. The AAR leader briefly summarizes teaching points in terms of training objectives covered in the AAR. After the summary, he can have a private conversation with the unit commander regarding his strengths and weaknesses, and what he can do to improve his performance and that of his unit. A good AAR leader:

(a) Maintains order and discipline.

(b) Reviews the training objectives.

(c) Addresses important events as they occurred and how the unit could have done them better. During the discussion, the leader avoids a detailed examination of events not directly related to the training objective.

(d) Traces the chain of events so all participants understand the results of mistakes. One mistake is often the partial cause of another.

(e) Clearly relates tactical events to teaching points.

(f) Involves participants in the discussion.

(g) Clearly and concisely summarizes the key teaching points and provides new training objectives.

(h) Reinforces points by using sketches, diagrams, or terrain models in the AAR.

e. Reference Materials. Reference materials for conducting an AAR are TC 25-6, TC 25-20, and FM 7-1.

Appendix A

Combined Arms Training Strategy

A-1. PURPOSE. This appendix provides, as part of the CATS, the Combined Arms Command's (CAC) recommended strategy for training a unit. This appendix has three parts. The first part describes CATS and explains how CATS fits into the training planning process as described in FM 25-101. The second part explains how to read the strategies, and the third part explains how to integrate CATS into the long-range and near-term planning process.

Section I. CATS AND THE TRAINING PLANNING PROCESS

A-2. TRAINING PLANNING PROCESS. FM 25-101 describes a three-step process, based on the unit METL and ending in training execution. Figure A-1 is a graphic representation of the process. CATS does not replace this process. It is a training tool that enhances the commander's ability to use the training planning process to manage his training tool and optimize the use of scarce training resources. CATS unit strategies describe recommended training events and the event frequency. Units may train all or some of these events. A unit's training frequency may or may not match that in the CATS strategy. Whatever a unit's training requirements, CATS provides a framework for use in making decisions on the training to be conducted. The training strategy outlined in CATS is designed to help commanders at all levels develop and execute a more efficient training program. Any given strategy addresses all units Army-wide of the same TOE. The specific makeup of the unit's training program is dependent upon its METL, guidance from higher headquarters, and the resources available at the installation or training environment. CATS unit strategies are descriptive in nature and intended for use as a guide for commanders.

A-3. CATS. CATS is the Army's training strategy that integrates combined arms training for heavy, light, and special operations forces, the active and reserve components, in the unit and institution environments. It provides an azimuth to guide Army training and identifies the resources required to support that training. It enables the Army to identify, manage, and program the acquisition of training resources. CATS evolved from the need for more efficient training based on expected resource constraints. At US Army level, CATS gives the rationale for acquiring training resources through the development of unit and institutional training strategies. The strategies provide recommended training frequencies and identify the training resources needed to support the strategy.

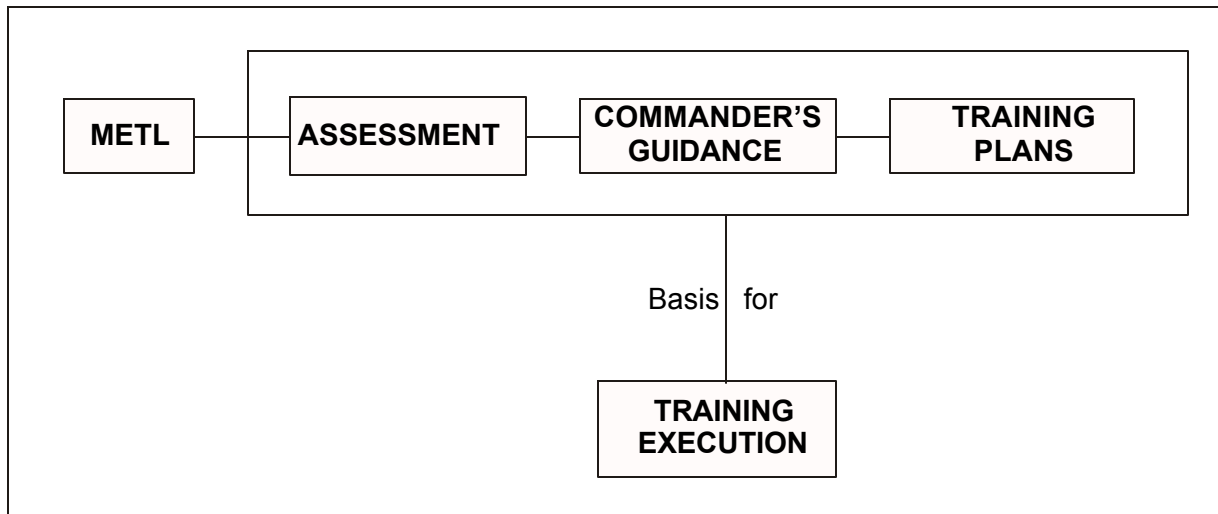


Figure A-1. Training Planning Process

A-4. TERMS. The information in this paragraph explains the terms listed in Figure A-1. For information on the training planning process, see FM 25-101.

a. The METL is an unconstrained, unprioritized statement of the tasks required to complete the wartime mission. It is the source of training planning activities.

b. Assessment is the beginning of the training planning process. It is the commander's evaluation of the unit's training level based on the METL.

c. Commander's Guidance consists of long-range planning calendars and Command Training Guidance (CTG) issued to the battalion from the division. It serves to focus the training efforts of the battalion in accordance with the division commander's priorities. The battalion in turn issues CTG for its subordinate companies.

d. Training Plans are a collection of schedules and other supporting documents which carry out the commander's guidance.

e. Training Execution is the actual performance of the training scheduled in the training plans portion of the training planning process.

A-5. APPLYING CATS. The information in this paragraph explains how to apply CATS to the training planning process. Figure A-2 is a graphic representation of the process.

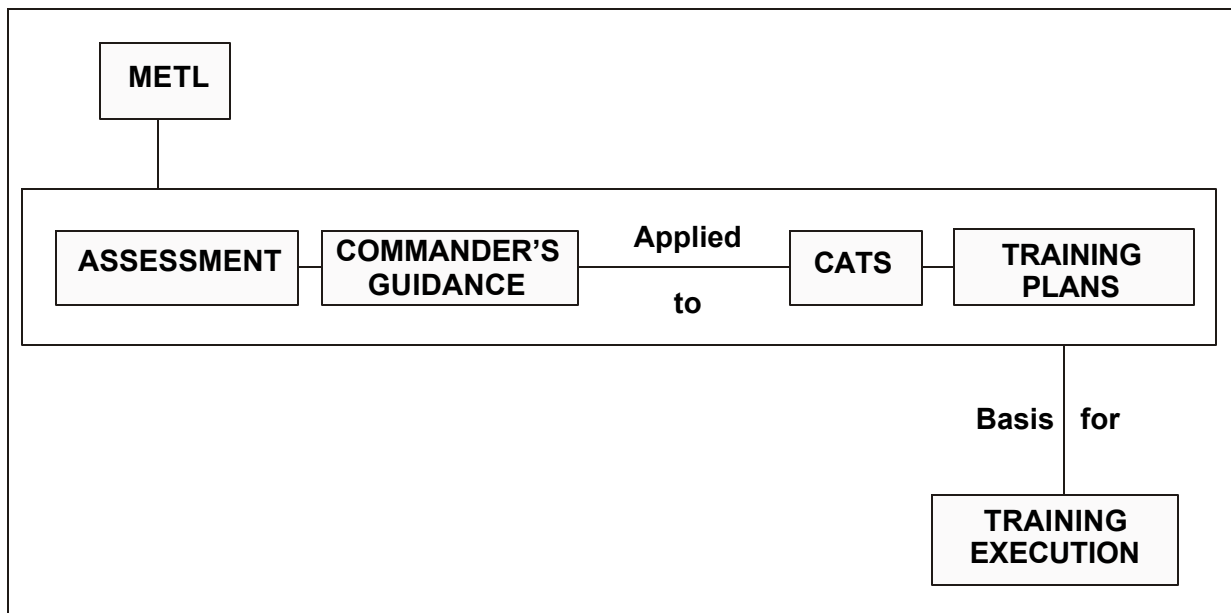


Figure A-2. Training Planning Process

a. The commander determines the exact events and tasks to be trained based on his METL and guidance from higher headquarters.

(1) The unit trains tasks during events established in FM 25-100, FM 25-101, and CATS.

(2) The unit trains its METL by training soldiers, and their appropriate sections, in their wartime tasks. The unit applies CATS to its training plans by applying the training events, frequencies, and critical gates contained in strategies to the CTG in developing training plans. The commander and training officer/NCO use the critical gates identified in the strategies to ensure basic tasks are trained prior to moving on to training more complex or resource intensive tasks. The performance of training gate tasks are always evaluated by the commander and serve as the basis of additional training efforts. For example, a TEWT should be used to train METL tasks prior to conducting a complex and resource intensive event like a CFX.

(3) Training Aids, Devices, Simulators and Simulations (TADSS) based training uses a mix of TADSS and live fire/field training. The strategies show those TADSS within the Army's system or year projected for fielding. The TADSS may not be available at the installation or training environment.

b. The strategies can be viewed as training plans for generic type units. By inserting extra steps into the training process, commanders evaluate and apply the components of their CATS strategies to their particular training programs and environments. The optimal frequencies identified in the strategies may have to be adjusted depending upon the unit's training status or its resourcing.

Section II. STRATEGY ORGANIZATION AND INTERPRETATION

A-6. UNIT TRAINING STRATEGIES. This paragraph explains the strategy organization and explains how to use it. The unit training portion of CATS is a series of separately generated training strategies. These strategies describe the events, frequencies, and resources recommended to train to standard. As part of the unit training strategy development process, TRADOC established a standard format to depict unit training strategies. The unit training strategy is a descriptive strategy for training and sustaining soldier and collective task proficiency. The tasks to be trained at a particular unit will be based on the

unit's METL. The unit strategy in this appendix covers all CSS units. The unit training strategies have three major components – Maneuver, Gunnery, and Soldier.

a. The Maneuver strategy is descriptive. It provides recommended training frequencies for collective training events in a unit. The events come from FM 25-100, 25-101, or the glossary of this MTP. The Maneuver strategy helps a unit maintain MTP standards and depicts the resources required to support training events.

b. The Gunnery Component has individual/crew served weapons strategies that the Infantry school developed. These strategies can also be found in DA Pam 350-38 and DA Pam 350-39, or appropriate weapons FMs.

c. The Soldier Component is a descriptive strategy for training individual soldier skills. It lists the resources required to support soldier training, and links with and supports a collective training strategy.

A-7. ELEMENTS OF THE UNIT STRATEGIES. The unit training strategies are in matrix formats. The matrix lists the unit size levels, training events or training exercises, training event frequencies for both active and reserve components, critical gates, and training resources.

a. Training levels are units, training elements, or echelons (such as individual through corps) that execute specific training events.

b. Training events are types of collective training exercises identified in FM 25-101 or the glossary of this MTP. Training events identify the recommended exercises units should conduct to train to MTP standard. Units normally conduct events in a progressive and sequential manner. For example, a TEWT should be conducted before conducting a CFX. A CPX should be conducted before conducting an FTX.

c. Training event frequencies are the suggested number of times that an event should be trained during a training cycle to attain or maintain MTP standards. AC units use an annual cycle. RC units conduct training on a 4-year cycle.

d. A critical gate is a training event that must be completed and evaluated before moving on to a more complex, resource intensive or hazardous event. MACOM or field commanders may direct performance of critical gate training tasks to an established standard prior to performing more complex or resource intensive tasks.

e. The unit training strategies identify the resources that will be used to support each training event. These resources are:

- OPTEMPO
- Ammunition
- TADSS
- Training Land
- Training Ranges

The resources listed in the strategies represent those that are available now.

(1) OPTEMPO figures reflect the annual operating miles/hours for the base vehicle for a particular unit, per event. The OPTEMPO figures come from the Battalion Level Training Model (BLTM). When no BLTM was available, the proponents developed an estimated OPTEMPO required to support all the annual iterations of that training event.

(2) Ammunition figures reflect the ammunition required to support training events and come from DA Pam 350-38. The maneuver/collective strategies reflect blank ammunition requirements. Live ammunition appears on the Gunnery strategies. Pyrotechnics appear on the maneuver/collective component.

(3) TADSS are training aids, devices, simulators, and simulations that support specific training events. TADSS listed are those in the system and non-system TADSS that are fielded. For example, Battalion and BBS is identified as a primary TADSS to support battalion staff and headquarters company/ detachment's CPX training.

(4) Training Land is a resource category that will list the recommended training land in kilometers by event to conduct maneuver training. The reference is TC 25-1. A particular unit will determine the actual amount of training land needed by METT-TC and the characteristics or condition of the training land available to the unit.

(5) Training Range is a resource requirement that supports weapons training events. The information comes from TC 25-8.

A-8. GUIDE TO THE UNIT STRATEGIES. This paragraph provides a guide to reading the collective, gunnery, and soldier components. Generally, the leader using the matrices for planning will have a METL (or other list of critical tasks in which his unit must be proficient) and will be looking for guidance about appropriate training methods. The key to using CATS for unit training management is understanding the strategy and its various components. The strategy is organized by functional area and echelon to be trained. It has eight interactive components, expressed as columns in a matrix format. An example matrix for one mission/task is at Table A-1. The columns provide the following information:

- Column One records the mission and supporting tasks requiring training. The entries in Column One consist of the appropriate MTP missions and tasks.
- Column Two shows the desired frequency of and interval between repetitions of the task(s). Both the unit's personnel turnover rate and the rate of progress need to be considered in determining how frequently to train.
- Column Three lists alternative "training means"--combinations of events and media (live or simulation)--that might be selected to train this mission/task. Commanders must select an appropriate means for each training event conducted.
- Column Four lists the estimated duration of each means (determined by the event more than by the medium). Commanders need to ensure adequate time is available for each task.
- Column Five shows a means quality rating, related to the cost and realism of the event/medium. When choosing events and media, the resource costs of different training media must be balanced against the needs for realism and repetition. Generally, as the unit becomes more proficient, realism should increase.
 - An "A" level means is identified as a CTC deployment and training activity.
 - A "B" level means is described as a well assigned home station training exercise.
 - A "C" level means is described as a partial task training exercise.
 - A "D" level means is described as a subtask training exercise.
- Column Six identifies the training unit/audience for the event. The information in this column is drawn from the appropriate MTP.

- Column Seven gives the prerequisite training (training "gates") that should be attained by the members of the training audience prior to the execution of the means in Column 3. If the training audience has not attained the specified level of proficiency, the means cannot achieve the quality indicated in Column 5.

- Column Eight provides a place to record detailed comments concerning the purpose and desired outcome of each event along with other remarks or guidance.

Table A-1. Example CATS Task Matrix

Column 1	Column 2	Column 3	Column 4	Column 5	Column 6	Column 7	Column 8
<u>Task</u>	<u>Freq/ Interval</u>	<u>Means (Event/ Media)</u>	<u>Estimated Duration</u>	<u>Quality (A-D)</u>	<u>Training Unit (Audience)</u>	<u>Prerequisite Training Gates</u>	Remarks: Includes purpose of event; outcome being supported; comments about execution of the event/ constraints posed by <u>TADSS/etal</u>
RECALL PROCEDURES <u>XX-X-XXXX</u> To train company on recall procedures: Perform Deployment Alert Activities 63-2-8001	12/ Monthly	7 STX (Telephonic/ Non-telephonic Alert)	2-3 hrs.	C	Battalion	Telephonic and non-telephonic recall procedures and rosters current	PURPOSE: To verify recall rosters and procedures. OUTCOME: To maintain the ability to rapidly alert, assemble, prepare, deploy, marshal, and outload on any mode of transportation, all TOE equipment and personnel with minimum outside assistance. REMARKS: None.

Section III. INTEGRATION OF CATS IN THE PLANNING PROCESS

A-9. INTEGRATING CATS. This portion of the appendix explains how to integrate CATS into the planning process. It focuses on long range planning conducted at brigade and above. To understand how CATS fits into this process, a brief summary of Chapter 3 (Planning) from FM 25-101 is provided.

A-10. THE PLANNING PROCESS.

a. Long Range Planning.

(1) **Assessment.** Assessment is the start of the long range planning process. Using their evaluations, the input of subordinate leaders, and the results of training evaluations, commanders assess their unit's training level on METL tasks. The assessment serves as the basis for the commander's training strategy for sustainment and improvement training. Commanders at all levels do this assessment function. An integral part of the assessment is the identification of required training resources and shortfalls. The commander also must synchronize the actions of supporting units and agencies to ensure proper training execution.

(2) In creating their training strategy, commanders ensure training:

- Is METL focused.
- Incorporates combined arms.
- Identifies whom, when, and where to train.
- Has a logical sequence of execution.
- Identifies the type of exercise to be trained.
- Determines the frequencies of a given task.
- Coordinates all events.
- Matches resources to requirements.

The strategy that meets these requirements results in the commander's training guidance.

(3) Senior commanders (brigade and above) provide subordinate commanders with long range training calendars, the commander's training guidance, resources to train, and protection from training distorters. Commanders often provide recommended training events frequency.

b. **Short-Range Planning.** The short range planning process refines the guidance that results from the long range planning process. Subordinate commanders use this guidance to create their training calendars. Guidance on the short-range training process can be found in the CATS appendix in the unit's MTP.

A-11. CATS AND THE PLANNING PROCESS. CATS serves the unit commander as a training management and training resource identification tool. As a training management tool, it allows the unit commander to more efficiently manage his training program, with limited resource availability. As a training resource identification tool, it identifies the resources within the Army's inventory to conduct training. The availability of those resources will vary, depending on location.

a. Long-Range Planning.

(1) Assessment.

(2) The CATS strategy:

- Is METL focused.
- Incorporates combined arms.
- Identifies whom, when, and where to train.
- Has a logical sequence of execution.
- Identifies the type of exercise to be trained.
- Determines the frequencies of a given task.
- Coordinates all events.
- Matches resources to requirements.

(3) CATS provides a convenient vehicle for the transmission of the commander's training guidance. It serves as the basis for the long-range calendar and provides subordinate commanders with recommended frequencies of training events.

(4) Execution. The following example shows how CATS could fit into the long range planning process.

b. The Company/Detachment Maneuver Training Strategy lists the recommended frequencies for required annual training events. In particular, for the STX it lists 10 iterations. The optimal training frequency is for the company/detachment staff to train the event 10 times in a given year, 1 STX per month for 10 months. The frequencies listed in CATS would be trained as follows:

- 2 events per year - semi-annual training
- 4 events per year - quarterly training
- 6 events per year - bimonthly training

c. Naturally, the training year may not support such a neat breakdown of training events. CATS provides the flexibility to adjust the events to meet each unit's specific requirements. A key point here is the idea of critical gates. As one can see, STX is a critical gate for FTX. Every task that is a critical gate should be conducted before conducting the more complex task. Gates serve to ensure basic tasks essential to the successful performance of complex tasks are trained and evaluated prior to the performance of complex tasks. Critical gates may also serve as a type of preview or "rehearsal" for a follow-on training event.

d. Assume the commander has identified platoon leadership as a particular weakness in the unit. The commander decides he wants to run platoon STX exercises twice a month to train the platoon/section/crew/squad leadership elements.

e. Using this guidance, simply go to the company strategy and substitute 24 for 12. If the frequencies for the other events are acceptable, the unit now has a coupled commander's strategy. In this manner a CATS base strategy is tailored to meet a commander's assessment and training needs.

f. Short Range Planning. The application of CATS Battalion Staff and headquarters Company/Detachment's unit training strategies to battalion short range planning and the battalion quarterly training calendar is seen as follows:

Recommended Company/Detachment Calendar Using CATS Maneuver Strategy.

1st Month

- Week 1 Drill Training (1)
- Week 2 Cell/Staff/Section Training (1)
- Week 3 Cell/Staff/Section Training (1)
- Week 4 STX (2)

NOTES:

1. The collective tasks trained during the weekly Cell/Staff/Section training periods support company METL tasks and are trained according to the commander's assessment and his priorities outlined in the CTG. Soldier training tasks trained during this month are soldier/leader supporting performance of the collective tasks to be trained during the weekly staff training sessions or the monthly STX.
2. Performance of the STX substitutes for Cell/Staff/Section Training in week four (4).

2nd Month

- Week 1 Cell/Staff/Section Training (1)
- Week 2 Cell/Staff/Section Training (1)
- Week 3 TOCEX (2)
- Week 4 Cell/Staff/Section Training (1)

Notes:

1. Training during these weekly periods concentrates on staff METL tasks identified as priority in the CTG. Training time here could also be spent training tasks evaluated as NO GO during the 1st month's training periods. Logistics Coordination Exercises (LCXs) and Maneuver Coordination Exercises (MCXs) can also be used to enhance staff coordination.
2. Performance of the Tactical Operations Center Exercise (TOCEX) substitutes for performance of the monthly STAFFEX. Commanders may have to modify or extend the training period of the TOCEX to include training tasks that would have been normally performed in the STAFFEX.
3. Tasks trained here can be tasks rated as NO GO during the previous week's TOCEX.

3rd Month

- Week 1 Cell/Staff/Section Training (1)
- Week 2 TEWT (1)
- Week 3 Cell/Staff/Section Training (1)
- Week 4 CPX (2)

Notes:

1. This TEWT substitutes for performance of the Call/Staff/Section training that would normally be performed this week. Ideally, the TEWT's discussion points and learning objectives would be developed to support/reinforce collective tasks trained in the previous month's Cell/Staff/Section, STAFFEX, or TOCEX training periods. The commander may also structure the TEWT to train staff coordination and integration tasks as key for the upcoming CPX.
2. Substitutes for performance of the STAFFEX normally performed during the month.

As seen in the above, the commander structures his training program using recommended CATS training events, frequencies, and critical gates to support METL training. Weekly or monthly training events can be conducted independently or integrated into other collective training exercises. In scheduling training, the commander should take maximum advantage of higher headquarters directed events to accomplish recommended CATS training events.

g. Horizontal and Vertical Integration. In executing this training strategy, the commander vertically integrates his training requirements with the battalion's/group's training requirements. Additionally, the company's training strategy is horizontally integrated with other companies in the battalion to ensure combined arms training is effected.

Appendix B

Battlefield Operating Systems

B-1. MANEUVER. The employment of forces on the battlefield through movement and direct fires in combination with fire support or fire potential to achieve a position of advantage in respect to enemy ground forces in order to accomplish the mission. This includes direct fire systems (such as small arms, tank guns, and attack helicopter fires).

a. **Move.** To position forces (units and equipment) relative to the enemy to secure or retain positional advantage making full use of terrain and formation. It is the dynamic element of combat – the means of concentrating forces at the critical point to achieve the surprise, psychological shock, physical momentum, and moral dominance which enables smaller forces to defeat larger ones. Units supporting combat maneuver units are included since they are expected to go wherever the combat unit goes.

Note: Movement of cargo, equipment, and personnel is covered under the Combat Service Support BOS.

b. **Engage Enemy.** To enter into conflict or combat on the ground with the enemy using direct fire or close combat. Note: Air targets are covered in the Air Defense BOS.

c. **Control Terrain.** To dominate an area to prevent enemy occupation of the position through fire, fire potential, or occupation of the terrain.

B-2. FIRE SUPPORT. The collective and coordinated use of target acquisition data, indirect fire weapons, armed aircraft (less attack helicopters) and other lethal and nonlethal means against ground targets in support of maneuver force operations (FM 6-20). It includes artillery, mortar, and other non line-of-sight fires, and naval countermeasures.

a. **Process Ground Targets.** To select targets and match the appropriate response to them, taking account of operational requirements and capabilities.

b. **Engage Ground Targets.** To enter into with the enemy using fire support systems.

B-3. AIR DEFENSE All measures designed to nullify or reduce the effectiveness of attack by hostile aircraft or missiles after they are airborne (FM 44-100).

a. **Process Air Targets.** To select targets and match the appropriate response to them, taking account of operational requirements and capabilities.

b. **Attack Enemy Aircraft.** To intercept, engage, destroy, or neutralize enemy aircraft and missiles in flight.

c. **Deny Airspace.** To prevent enemy use of airspace through fire potential or other means without direct attack of air targets (for example, deliberate smoke, barrage balloons).

B-4. COMMAND AND CONTROL. The exercise of authority and direction by a properly designated commander over assigned forces in the accomplishment of the mission. Command and control functions employed by a commander in planning, directing, coordinating, and controlling forces and operations in the accomplishment of the mission.

a. **Acquire and Communicate Information and Maintain Status.** To gain possession of information on the METT-TC, and weather, by or for the commander or his staff, to translate the information into usable form to retain and disseminate it.

b. **Assess Situation.** To continuously evaluate information received through reports or the personal observations of the leader or commander to decide whether different actions are required from those that would result from the most recent orders issued.

c. **Determine Actions.** To conduct the continuous process of making estimates and decisions for assigned or projected tasks. This function involves a detailed and systematic examination of all aspects of contemplated operations including deciding to alter planned or ongoing actions. This function includes the formulation of the commander's concept and intent.

d. **Direct and Lead Subordinate Forces.** To provide direction to subordinate forces such that they understand and contribute effectively to the attainment of the commander's concept and intent. This function includes the preparation and completion of orders.

e. **Employ Tactical C3CM.** To integrate the use of operations security, tactical deception, tactical jamming, and physical destruction, supported by intelligence, to deny information, to influence, degrade, or destroy adversary tactical C3 capabilities and to protect friendly tactical C3 against such actions.

B-5. INTELLIGENCE. That knowledge of the enemy, weather, and geographical features required by the commander in planning and conducting tactical operations. It is derived from an analysis of information on the enemy's environments (FM 34-130).

a. **Collect Information.** To obtain information in any manner.

b. **Process information.** To convert information into intelligence through collation, evaluation, analysis, integration, and interpretation.

c. **Prepare Intelligence Reports.** To develop and produce standard reports and IPB products for the commander's use that report intelligence or information, to task intelligence assets, or to receive information, intelligence orders, or instructions.

B-6. MOBILITY AND SURVIVABILITY. The capability of the forces that permit freedom of movement relative to the enemy while retaining the ability to fulfill their primary mission. It also includes those measures that the force takes to remain viable and functional by protection from the effects of enemy weapon systems and natural occurrences.

a. **Provide Mobility.** To provide freedom of movement for personnel and equipment on the battlefield without delays due to terrain or obstacles.

b. **Provide Countermobility.** To delay, channel, or stop offensive movement by the enemy in order to destroy his forces directly or indirectly by enhancing the effectiveness of friendly indirect and direct weapon systems.

c. **Enhance Survivability.** To protect personnel, equipment, and supplies for enemy systems and natural occurrences while simultaneously deceiving the enemy.

B-7. COMBAT SERVICE SUPPORT. The support and assistance provided to sustain forces, primarily in the fields of logistics, personnel services, and health services.

a. **Arm.** To provide munitions to weapon systems. This encompasses all types of ammunition to include mines and demolition munitions.

b. **Fuel.** To provide fuel and petroleum products (petroleum, oils, and lubricants) to keep weapon systems and other equipment operational.

c. Fix. To preserve the availability of weapon systems and equipment. It includes providing repair parts and end items at the right place and time, and all the actions taken before, during, and after battle to keep equipment operational.

d. Man the Force. To provide all support to the individual soldier as well as provide healthy, fit soldiers to units.

e. Distribute. To provide the various classes of supplies to military units by employing transportation and supply services.

f. Provide Sustainment Engineering. To repair and construct facilities and lines of communications.

e. Provide Military Police Support. To provide enemy prisoner of war collection, evacuation, and internment, and to enforce military law and order.

GLOSSARY**Section I**
Acronyms & Abbreviations

A/SPOE	aerial/sea port of embarkation
AA	assembly area
AACG	arrival airfield control group
ADC	area damage control
AM	amplitude modulation
AO	area of operations
APOD	aerial port(s) of debarkation
APOE	aerial port(s) of embarkation
AR	Army regulation
ARTEP	Army Training and Evaluation Program
ASG	area support group
AUEL	automated unit equipment list
BBPCT	blocking, bracing, packing, crating, and tie-down
BCOC	base cluster operations center
BDAR	battle damage assessment and repair
BF	battle fatigue
BFACS	Battlefield Functional Area Control System
Bn	battalion
CAS	close air support
CFX	command field exercise
CHS	combat health support
COA	course of action
COMSEC	communications security
COOP	continuity of operations plan

CP	command post
CPX	command post exercise
CSS	combat service support
CTX	combined tactical/training exercise
DA PAM	Department of the Army pamphlet
DACG	departure airfield control group
DE	directed energy
DEL	deployment equipment list
DEPEX	deployment exercise
DOD	Department of Defense
DODAAC	Department of Defense Activity Address Code
DS2	decontaminating solution #2
ECCM	electronic counter-countermeasures
EDRE	emergency deployment readiness exercise
ELSEC	electronic security
EP	electronic protection
EPW	enemy prisoner of war
EW	electronic warfare
FAD	force activity designator
FM	frequency modulation; field manual
FRAGO	fragmentary order
FST	field sanitation team
FTX	field training exercise
HAZMAT	hazardous material
HQ	headquarters
IBCT	Interim Brigade Combat Team
INTSUM	intelligence summary
KIA	killed in action

LP	listening post
MA	mortuary affairs; marshalling area
MAPEX	map exercise
MCA	movement control agency
MCT	movement control team
METT-TC	mission, enemy, terrain, troops, time, and contractors
MHE	materials handling equipment
MIJI	meaconing, intrusion, jamming, and interference
MOPP	mission oriented protective posture
MOUT	military operations in urban terrain
MP	military police
MTF	medical treatment facility
NBC	nuclear, biological, and chemical
NCO	noncommissioned officer
NCOIC	noncommissioned officer in charge
NLT	not later than
OCIE	organizational clothing and individual equipment
OEG	operational exposure guidance
OIC	officer in charge
OP	observation post
OPCON	operational control
OPLAN	operations plan
OPORD	operations order
OPSEC	operations security
PEWS	Platoon Early Warning System
PIR	priority intelligence requirement
PMCS	preventive maintenance checks and services
PMCT	port movement control team

POC	point of contact
POL	petroleum, oils, and lubricants
POV	privately owned vehicle
PREPO	prepositioned
PSA	port support activity
RAA	redeployment assembly area
RES	radiation exposure status
RP	release point
RTD	return to duty
S1	Adjutant (US Army)
S2	battalion intelligence officer
S2/S3	intelligence and operations officer
S3	battalion operations officer
S4	supply officer (US Army)
SALUTE	size, activity, location, unit, time, and equipment
SHELLREP	shelling report
SIGSEC	signal security
SINGARS	Single Channel Ground and Airborne Radio System
SITMAP	situation map
SITREP	situation report
SOI	signal operating instructions
SOP	standing operating procedure
SP	start point
SPOD	sea port of debarkation
SPOE	sea port of embarkation
SPOTREP	spot report
SRP	school requirements package; soldier readiness processing

SSA	supply support activity
SSI	standing signal instruction
STAFFEX	staff exercise
STB	super tropical bleach
STRIKEWARN	strike warning
STX	situational training exercise
TAA	tactical assembly area
TALCE	tanker airlift control element
TAT	to accompany troops
TC	training circular
TC-ACCIS	Transportation Coordinator's-Automated Command and Control Information System
TCF	tactical combat force
TEWT	training exercise without troops
TM	technical manual
TSC	training support center; theater support command
TSOP	tactical standing operating procedure
UBL	unit basic load
UCMJ	Uniform Code of Military Justice
ULC	unit level computer
ULLS-G	Unit Level Logistics System-Ground
ULLS-S4	Unit Level Logistics System - S4
UMO	unit movement officer
USDA	United States Department of Agriculture
USR	unit status report
XO	executive officer

Section II
Terms

TEMPEST

An unclassified short name referring to investigations and studies of comprising emanations. It includes both emanations security and emission security. Security class involving compromise of classified data through interception of electronic impulses.

REFERENCES

Required Publications

Required publications are sources that users must read in order to understand or to comply with this publication.

Army Regulations

AR 190-13	The Army Physical Security Program 30 September 1993
AR 220-1	Unit Status Reporting 10 June 2003
AR 25-2	Information Assurance 14 November 2003
AR 30-22	The Army Food Program 30 August 2002
AR 350-1	Army Training and Education 9 April 2003
AR 380-40	(O) Policy for Safeguarding and Controlling Communications Security (COMSEC) Material (U) 30 June 2000
AR 380-5	Department of the Army Information Security Program 29 September 2000
AR 385-10	The Army Safety Program 29 February 2000
AR 40-5	Preventive Medicine 15 October 1990
AR 40-66	Medical Record Administration and Health Care Documentation 10 March 2003
AR 530-1	Operations Security (OPSEC) 3 March 1995
AR 600-8-1	Army Casualty Operations/Assistance/Insurance 20 October 1994
AR 600-8-104	Military Personnel Information Management/Records 27 April 1992
AR 600-8-19	Enlisted Promotions and Reductions 20 January 2004
AR 600-8-2	Suspension of Favorable Personnel Actions (FLAGS) 30 October 1987
AR 600-8-22	Military Awards 25 February 1995
AR 600-8-24	Officer Transfers and Discharges 3 February 2003
AR 700-138	Army Logistics Readiness and Sustainability 26 February 2004
AR 700-84	Issue and Sale of Personal Clothing (Included on EM 0001) 28 February 1994
AR 710-2	Inventory Management Supply Policy Below the National Level 25 February 2004
AR 725-50	Requisition, Receipt, and Issue System 15 November 1995
AR 735-5	Policies and Procedures for Property Accountability 10 June 2002
AR 750-1	Army Materiel Maintenance Policy 18 August 2003

Department of Army Pamphlets

DA PAM 385-1	Small Unit Safety Officer/NCO Guide 29 November 2001
DA PAM 710-2-1	Using Unit Supply System (Manual Procedures) (Standalone Pub) 31 December 1997
DA PAM 738-750	Functional Users Manual for The Army Maintenance Management System (TAMMS) 1 August 1994
DA PAM 750-1	Leader's Unit Level Maintenance Handbook 3 October 2003
DA PAM 750-35	Guide for Motor Pool Operations 1 August 1994

Department of Defense Publications

DOD 5030.49-R	Customs Inspection 27 May 1977
DOD MFFIMS	Mortuary Affairs Users Guide 18 March 1994

Field Manuals

FM 100-14 Risk Management 23 April 1998
FM 100-17 Mobilization, Deployment, Redeployment, Demobilization
28 October 1992
FM 100-17-3 Reception, Staging, Onward Movement, and Integration 17 March 1999
FM 10-15 Basic Doctrine Manual for Supply and Storage 12 December 1990
FM 101-5 Staff Organization and Operations 31 May 1997
FM 10-23 Basic Doctrine for Army Field Feeding and Class 1 Operations
Management 18 April 1996
FM 10-27 General Supply in Theaters of Operations 20 April 1993
FM 10-27-1 Tactics, Techniques, and Procedures for Quartermaster General Support
Supply Operations 20 April 1993
FM 10-27-2 Tactics, Techniques and Procedures for Quartermaster Direct Support
Supply and Field Service Operations 18 June 1991
FM 10-27-3 Tactics, Techniques and Procedures for Quartermaster Headquarters
Operations 30 October 1990
FM 10-27-4 Organizational Supply and Services for Unit Leaders 14 April 2000
FM 10-450-3 Multiservice Helicopter Sling Load: Basic Operations and Equipment
(MCRP 4-23E, VOL 1; NMP 3-04.11; AFJMAN 11-223, VOL 1;
COMDTINST M13482.2A) 10 April 1997
FM 10-450-4 Multiservice Helicopter Sling Load: Single-Point Load Rigging
Procedures (AFJMAN 11-223, VOL II; COMDTINST M13482.3A; MCRP
4-23E,
VOL II; NWP 3-04.12) 30 May 1998
FM 10-450-5 Multiservice Helicopter Sling Load and Dual Point Load Rigging
Procedures 30 August 1999
FM 10-500-7 Airdrop Derigging and Recovery Procedures TO 13C7-1-10
20 September 1994
FM 10-67-1 Concepts and Equipment of Petroleum Operations 2 April 1998
FM 10-67-2 Petroleum Laboratory Testing and Operations 2 April 1997
FM 11-32 Combat Net Radio Operations 15 October 1990
FM 12-6 Personnel Doctrine 9 September 1994
FM 20-3 Camouflage, Concealment, and Decoys 30 August 1999
FM 21-10 Field Hygiene and Sanitation 21 June 2000
FM 21-16 Unexploded Ordnance (UXO) Procedures FMFM 13-8-1 30 August 1994
FM 21-305 Manual for the Wheeled Vehicle Driver (AFMAN 24-306) 27 August
1993
FM 21-75 Combat Skills of the Soldier 3 August 1984
FM 22-51 Leaders' Manual for Combat Stress Control 29 September 1994
FM 24-16 Communications-Electronics Operations, Orders, Records, and Reports
7 April 1978
FM 24-17 Tactical Records Traffic System (TRTS) 17 September 1991
FM 24-18 Tactical Single-Channel Radio Communications Techniques
30 September 1987
FM 24-19 Radio Operator's Handbook 24 May 1991
FM 24-22 Communications-Electronics Management System (CEMS)
30 June 1977
FM 24-33 Communications Techniques: Electronic Counter-Countermeasures
17 July 1990

FM 24-35	Signal Operation Instructions "The SOI" 26 October 1990
FM 24-35-1	Signal Supplemental Instructions 2 October 1990
FM 3-100.4	Environmental Considerations in Military Operations [MCRP 4-11B] 15 June 2000
FM 3-11	Multiservice Tactics, Techniques, and Procedures for Nuclear, Biological, and Chemical Defense Operations (MCWP 3-37.1; NWP 3-11; AFTTP (I) 3-2.42) 10 March 2003
FM 3-11.4	Multiservice Tactics, Techniques, and Procedures for Nuclear, Biological, and Chemical (NBC) Protection (MCWP 3-37.2; NTTP 3-11.27; AFTTP (I) 3-2.46) 2 June 2003
FM 3-19.30	Physical Security 8 January 2001
FM 3-19.40	Military Policy Internment/Resettlement Operations 1 August 2001
FM 3-21.38	Pathfinder Operations 1 October 2002
FM 3-25.26	Map Reading and Land Navigation 20 July 2001
FM 3-3	Chemical and Biological Contamination Avoidance (FMFM 11-17) 16 November 1992
FM 34-54	Technical Intelligence 30 January 1998
FM 3-5	NBC Decontamination (MCWP 3-37.3) 28 July 2000
FM 4-0	Combat Service Support 29 August 2003
FM 4-01.011	Unit Movement Operations 31 October 2002
FM 4-01.30	Movement Control 1 September 2003
FM 4-02	Force Health Protection in a Global Environment 13 February 2003
FM 4-02.7	Health Service Support in a Nuclear, Biological, and Chemical Environment 1 October 2002
FM 4-25.11	First Aid (NTRP 4-02.1; AFMAN 44-163) 23 December 2002
FM 4-25.12	Unit Field Sanitation Team 25 January 2002
FM 4-30.13	Ammunition Handbook: Tactics, Techniques, and Procedures for Munitions Handlers 1 March 2001
FM 4-30.3	Maintenance Operations and Procedures 1 September 2000
FM 44-8	Combined Arms for the Air Defense 1 June 1999
FM 44-80	Visual Aircraft Recognition 30 September 1996
FM 5-103	Survivability 10 June 1985
FM 55-30	Army Motor Transport Units and Operations 27 June 1997
FM 6-22.5	Combat Stress (MCRP 6-11C; NTTP 1-15M) 23 June 2000
FM 7-10	The Infantry Rifle Company 14 December 1990
FM 8-10-6	Medical Evacuation in a Theater of Operations, Tactics, Techniques and Procedures 16 April 2000
FM 8-285	Treatment of Chemical Agent Casualties and Conventional Military Chemical Injuries NAVMED P-5041; AFJMAN 44-149; FMFM 11-11 22 December 1995
FM 8-55	Planning for Health Service Support 9 September 1994
Joint Publications	
FM 10-64	Mortuary Affairs Operations 16 February 1999
JTTP 4-06	Joint Tactics, Techniques, and Procedures for Mortuary Affairs in Joint Operations 28 August 1996

Other Product Types

DOD DIR 4500.9 Transportation and Traffic Management 26 January 1989
TRADOC PAM 525-6 Operations Security - Doctrinal Guidelines for Tactical Units and Trainers

Soldier Training Publications

STP 10-77F15-SM-TG(A) Soldier's Manual and Trainer's Guide, MOS 77F, Petroleum Supply Specialist, Skill Levels 1, 2, 3, 4, and 5 8 May 1996
STP 10-92G1-SM-TG Soldier's Manual and Trainer's Guide for Food Service Specialist, MOS 92G, Skill Level 1 9 April 2003
STP 10-92G25-SM-TG Soldier's Manual and Trainer's Guide for MOS 92G Food Service Specialist, Skill Levels 2/3/4/5 1 April 2004
STP 10-92Y12-SM-TG Soldier's Manual and Trainer's Guide for MOS 92Y, Unit Supply Specialist, Skill Level 1/2 13 March 2003
STP 10-92Y34-SM-TG Soldier's Manual and Trainer's Guide for MOS 92Y, Unit Supply Specialist, Skill Level 3/4 13 March 2003
STP 21-1-SMCT Soldier's Manual of Common Tasks Skill Level 1 31 August 2003
STP 21-24-SMCT Soldier's Manual of Common Tasks (SMCT) Skill Levels 2-4 31 August 2003

Technical Bulletins

TB 55-46-1 Standard Characteristics (Dimensions Weight and Cube) for Transportability of Military Vehicles and other Outsize/Overweight Equipment (In TOE Line Item Number Sequence) 1 January 2004
TB MED 530 Occupational and Environmental Health Food Sanitation 30 October 2002

Technical Manuals

TM 10-412 Armed Forces Recipe Service and Index of Recipes 1 September 1992
TM 10-7360-206-13 Operator's, Organizational, and Direct Support Maintenance Manual for Kitchen, Field, Trailer Mtd Model MKT-75 31 March 2002
TM 38-250 Preparing Hazardous Materials for Military Air Shipments (AFJM 24-204; NAVSUP Pub 505; MCO P4030.19G; DLAI 4145.3) 12 December 2001
TM 43-0002-33 Destruction of Conventional Ammunition and Improved Conventional Munitions (ICM) to Prevent Enemy Use 15 November 1993
TM 55-2200-001-12 Transportability Guidance for Application of Blocking, Bracing, and Tie-Down Materials for Rail Transport 31 May 1978
TM 750-244-2 Procedures for Destruction of Electronics Materiel to Prevent Enemy Use (Electronics Command) 14 March 1972
TM 750-244-3 Procedures for Destruction of Equipment to Prevent Enemy Use (Mobility Equipment Command) 23 September 1969
TM 750-244-6 Procedures for Destruction of Tank-Automotive Equipment to Prevent Enemy Use (U.S. Army Tank-Automotive Command) 3 October 1972
TM 750-244-7 Procedures for Destruction of Equipment in Federal Supply Class 1000, 1005, 1010, 1015, 1020, 1025, 1030, 1055, 1090, and 1095 to Prevent Enemy Use 18 June 1970

Training Circulars

TC 24-20 Tactical Wire and Cable Techniques 3 October 1988
TC 25-20 A Leader's Guide to After Action Reviews 30 September 1993

Related Publications

Related publications are sources of additional information. They are not required in order to understand this publication.

Field Manuals

FM 100-14	Risk Management 23 April 1998
FM 100-17	Mobilization, Deployment, Redeployment, Demobilization 28 October 1992
FM 100-17-3	Reception, Staging, Onward Movement, and Integration 17 March 1999
FM 10-15	Basic Doctrine Manual for Supply and Storage 12 December 1990
FM 101-5	Staff Organization and Operations 31 May 1997
FM 10-23	Basic Doctrine for Army Field Feeding and Class 1 Operations Management 18 April 1996
FM 10-27	General Supply in Theaters of Operations 20 April 1993
FM 10-27-1	Tactics, Techniques, and Procedures for Quartermaster General Support Supply Operations 20 April 1993
FM 10-27-2	Tactics, Techniques and Procedures for Quartermaster Direct Support Supply and Field Service Operations 18 June 1991
FM 10-27-3	Tactics, Techniques and Procedures for Quartermaster Headquarters Operations 30 October 1990
FM 10-27-4	Organizational Supply and Services for Unit Leaders 14 April 2000
FM 10-450-3	Multiservice Helicopter Sling Load: Basic Operations and Equipment (MCRP 4-23E, VOL 1; NMP 3-04.11; AFJMAN 11-223, VOL 1; COMDTINST M13482.2A) 10 April 1997
FM 10-450-4	Multiservice Helicopter Sling Load: Single-Point Load Rigging Procedures (AFJMAN 11-223, VOL II; COMDTINST M13482.3A; MCRP 4-23E, VOL II; NWP 3-04.12) 30 May 1998
FM 10-450-5	Multiservice Helicopter Sling Load and Dual Point Load Rigging Procedures 30 August 1999
FM 10-500-7	Airdrop Derigging and Recovery Procedures TO 13C7-1-10 20 September 1994
FM 10-67-1	Concepts and Equipment of Petroleum Operations 2 April 1998
FM 10-67-2	Petroleum Laboratory Testing and Operations 2 April 1997
FM 11-32	Combat Net Radio Operations 15 October 1990
FM 12-6	Personnel Doctrine 9 September 1994
FM 20-3	Camouflage, Concealment, and Decoys 30 August 1999
FM 21-10	Field Hygiene and Sanitation 21 June 2000
FM 21-16	Unexploded Ordnance (UXO) Procedures FMFM 13-8-1 30 August 1994
FM 21-305	Manual for the Wheeled Vehicle Driver (AFMAN 24-306) 27 August 1993
FM 21-75	Combat Skills of the Soldier 3 August 1984
FM 22-51	Leaders' Manual for Combat Stress Control 29 September 1994
FM 24-16	Communications-Electronics Operations, Orders, Records, and Reports 7 April 1978
FM 24-17	Tactical Records Traffic System (TRTS) 17 September 1991
FM 24-18	Tactical Single-Channel Radio Communications Techniques 30 September 1987
FM 24-19	Radio Operator's Handbook 24 May 1991

FM 24-33	Communications Techniques: Electronic Counter-Countermeasures 17 July 1990
FM 24-35	Signal Operation Instructions "The SOI" 26 October 1990
FM 24-35-1	Signal Supplemental Instructions 2 October 1990
FM 3-0	Operations 14 June 2001
FM 3-100.4	Environmental Considerations in Military Operations [MCRP 4-11B] 15 June 2000
FM 3-11	Multiservice Tactics, Techniques, and Procedures for Nuclear, Biological, and Chemical Defense Operations (MCWP 3-37.1; NWP 3-11; AFTTP (I) 3-2.42) 10 March 2003
FM 3-11.4	Multiservice Tactics, Techniques, and Procedures for Nuclear, Biological, and Chemical (NBC) Protection (MCWP 3-37.2; NTTP 3-11.27; AFTTP (I) 3-2.46) 2 June 2003
FM 3-19.30	Physical Security 8 January 2001
FM 3-19.40	Military Policy Internment/Resettlement Operations 1 August 2001
FM 3-21.38	Pathfinder Operations 1 October 2002
FM 3-25.26	Map Reading and Land Navigation 20 July 2001
FM 3-3	Chemical and Biological Contamination Avoidance (FMFM 11-17) 16 November 1992
FM 34-54	Technical Intelligence 30 January 1998
FM 3-5	NBC Decontamination (MCWP 3-37.3) 28 July 2000
FM 4-0	Combat Service Support 29 August 2003
FM 4-01.011	Unit Movement Operations 31 October 2002
FM 4-01.30	Movement Control 1 September 2003
FM 4-02	Force Health Protection in a Global Environment 13 February 2003
FM 4-02.7	Health Service Support in a Nuclear, Biological, and Chemical Environment 1 October 2002
FM 4-25.11	First Aid (NTRP 4-02.1; AFMAN 44-163) 23 December 2002
FM 4-25.12	Unit Field Sanitation Team 25 January 2002
FM 4-30.1	Munitions Distribution in the Theater of Operations 16 December 2003
FM 4-30.13	Ammunition Handbook: Tactics, Techniques, and Procedures for Munitions Handlers 1 March 2001
FM 4-30.3	Maintenance Operations and Procedures 1 September 2000
FM 44-8	Combined Arms for the Air Defense 1 June 1999
FM 44-80	Visual Aircraft Recognition 30 September 1996
FM 5-103	Survivability 10 June 1985
FM 55-30	Army Motor Transport Units and Operations 27 June 1997
FM 6-22.5	Combat Stress (MCRP 6-11C; NTTP 1-15M) 23 June 2000
FM 7-10	The Infantry Rifle Company 14 December 1990
FM 8-10-6	Medical Evacuation in a Theater of Operations, Tactics, Techniques and Procedures 16 April 2000
FM 8-285	Treatment of Chemical Agent Casualties and Conventional Military Chemical Injuries NAVMED P-5041; AFJMAN 44-149; FMFM 11-11 22 December 1995
FM 8-55	Planning for Health Service Support 9 September 1994
Joint Publications	
FM 10-64	Mortuary Affairs Operations 16 February 1999
JTTP 4-06	Joint Tactics, Techniques, and Procedures for Mortuary Affairs in Joint Operations 28 August 1996

Other Product Types

DOD DIR 4500.9 Transportation and Traffic Management 26 January 1989
 TRADOC PAM 525-6 Operations Security - Doctrinal Guidelines for Tactical Units and Trainers

Soldier Training Publications

STP 10-77F15-SM-TG(A) Soldier's Manual and Trainer's Guide, MOS 77F, Petroleum Supply Specialist, Skill Levels 1, 2, 3, 4, and 5 8 May 1996
 STP 10-92G1-SM-TG Soldier's Manual and Trainer's Guiden for Food Service Specialist, MOS 92G, Skill Level 1 9 April 2003
 STP 10-92G25-SM-TG Soldier's Manual and Trainer's Guide for MOS 92G Food Service Specialist, Skill Levels 2/3/4/5 1 April 2004
 STP 10-92Y12-SM-TG Soldier's Manual and Trainer's Guide for MOS 92Y, Unit Supply Specialist, Skill Level 1/2 13 March 2003
 STP 10-92Y34-SM-TG Soldier's Manual and Trainer's Guide for MOS 92Y, Unit Supply Specialist, Skill Level 3/4 13 March 2003
 STP 21-1-SMCT Soldier's Manual of Common Tasks Skill Level 1 31 August 2003
 STP 21-24-SMCT Soldier's Manual of Common Tasks (SMCT) Skill Levels 2-4 31 August 2003

Technical Bulletins

TB 55-46-1 Standard Characteristics (Dimensions Weight and Cube) for Transportability of Military Vehicles and other Outsize/Overweight Equipment (In TOE Line Item Number Sequence) 1 January 2004
 TB MED 530 Occupational and Environmental Health Food Sanitation 30 October 2002

Technical Manuals

TM 10-412 Armed Forces Recipe Service and Index of Recipes 1 September 1992
 TM 10-7360-206-13 Operator's, Organizational, and Direct Support Maintenance Manual for Kitchen, Field, Trailer Mtd Model MKT-75 31 March 2002
 TM 38-250 Preparing Hazardous Materials for Military Air Shipments (AFJM 24-204; NAVSUP Pub 505; MCO P4030.19G; DLAI 4145.3) 12 December 2001
 TM 43-0002-33 Destruction of Conventional Ammunition and Improved Conventional Munitions (ICM) to Prevent Enemy Use 15 November 1993
 TM 55-2200-001-12 Transportability Guidance for Application of Blocking, Bracing, and Tie-Down Materials for Rail Transport 31 May 1978
 TM 750-244-2 Procedures for Destruction of Electronics Materiel to Prevent Enemy Use (Electronics Command) 14 March 1972
 TM 750-244-3 Procedures for Destruction of Equipment to Prevent Enemy Use (Mobility Equipment Command) 23 September 1969
 TM 750-244-6 Procedures for Destruction of Tank-Automotive Equipment to Prevent Enemy Use (U.S. Army Tank-Automotive Command) 3 October 1972
 TM 750-244-7 Procedures for Destruction of Equipment in Federal Supply Class 1000, 1005, 1010, 1015, 1020, 1025, 1030, 1055, 1090, and 1095 to Prevent Enemy Use 18 June 1970

Training Circulars

TC 24-20 Tactical Wire and Cable Techniques 3 October 1988
 TC 25-20 A Leader's Guide to After Action Reviews 30 September 1993

Department of Defense Forms

DD Form 565	Statement of Recognition of Deceased
DD Form 567	Record of Search and Recovery
DD Form 1380	US Field Medical Card

MISSION TRAINING PLAN USER FEEDBACK

ARTEP MISSION TRAINING PLAN USER FEEDBACK	
For use of this form, see the applicable ARTEP MTP; the proponent agency is TRADOC.	
An important aspect of the MTP is user feedback. To produce the best possible product that meets the needs of the leader and trainer, your opinion of this product is solicited and will be helpful in the development of future products and revisions to this product. Please answer all questions frankly by checking your response or by providing specific comments.	
1. MTP NUMBER	2. DATE (YYYYMMDD)
3. MTP TITLE	
4. NAME	5. DUTY POSITION
6. ADDRESS	7. PHONE NUMBER
	8. FAX PHONE NUMBER
	9. E-MAIL ADDRESS
YES <input type="checkbox"/> NO <input type="checkbox"/> 10. Do chapters 1 through 6 and the appendices aid in the understanding and use of this MTP?	
YES <input type="checkbox"/> NO <input type="checkbox"/> 11. Are training objectives complete, correct, and clear?	
YES <input type="checkbox"/> NO <input type="checkbox"/> 12. Is the MTP written so that it is usable by the first-line supervisor?	
YES <input type="checkbox"/> NO <input type="checkbox"/> 13. Are the conditions and standards realistic?	
14. COMMENTS	

**ARTEP 63-386-30-MTP
31 AUGUST 2004**

By Order of the Secretary of the Army

PETER J. SCHOOMAKER
*General, United States Army
Chief of Staff*

Official:



JOEL B. HUDSON
*Administrative Assistant to the
Secretary of the Army
0416602*

DISTRIBUTION:

Active Army, Army National Guard, and U.S. Army Reserve: To be distributed in accordance with the initial distribution number 121657, requirements for ARTEP 63-386-30-MTP.

PIN: 077732-000